


DIL to SOIC



- Convenient, single piece construction
- Accepts 0.3" (7.62mm) row spacing DIP packages
- 14 to 28 pin pins
- Low profile, 6.65mm max
- Small footprint - no bigger than a standard DIP socket
- Glass filled thermoplastic polyester body
- Gold plated, beryllium copper contacts
- Contact rating 3A
- **UL94V-0** rated



263

No. of ways	Mftrs List No	Order Code	Price Each		
			1+	25+	100+
14	14-354000-10	328-9771			
16	16-354000-10	328-9783			
20	20-354000-10	328-9795			
24	24-354000-10	328-9801			
28	28-354000-10	328-9813			

SOIC to DIL



- Converts to standard 0.3" (7.62mm) row spacing DIL configuration
- Wide solder pads, min. row spacing 0.15" (3.81mm)
- Suitable for SOJ packages
- Tin/nickel plated phosphor bronze pins



180

No. of Ways	Mftrs. List No.	Order Code	Price Each		
			1+	25+	100+
8	8-350000-10	547-219			
14	14-350000-10	547-220			
16	16-350000-10	547-232			
18	18-350000-10	547-244			
24	24-350000-10	547-256			
28	28-350002-10	547-268			

PLCC to DIL




- Converts to standard DIL pin outs, 0.1" (2.54mm) pitch, 0.6" (15.24mm) row spacing
- Nickel plated phosphor-bronze pins
- **UL44V-0** rated



181

No. of Ways	Mftrs. List No.	Order Code	Price Each			
			1+	5+	20+	50+
28	28-653000-10	547-270				
32	32-653000-10	742-934				
44	44-653000-10	547-281				
68	68-653000-10	547-293				
84	84-653000-10	547-300				

132 Way PQFP to PGA



Body H = 2.39, W = 34.29, D = 34.29
Mftrs. List No. 95-132125

- Converts PQFP packages to 13 13 PGA footprint
- Allows the substitution of lower cost PLCC packages
- Reliable, rugged design
- Fits standard PGA sockets
- Copper pads
- Nickel/tin plated brass pins




264

Order Code	Price Each		
	1+	50+	100+
328-9837			

Crystal Sockets

(suitable for 1mm pins only)



Moulded nylon crystal sockets for 'K' style crystals with PCB wiring tails.

'K' Style

120

Mftrs. List No.	Order Code	Price Each			
		1+	10+	25+	50+
N2UEPC	414-153 †				

† Available until stocks are exhausted

SIMM® Sockets

Plastic and Metal Latch, 30 and 72 Way



- Durable plastic latch for min 25 operations
- Metal latches eliminate breakage
- Very low insertion force
- Vertical (90°) or low profile (25°) angle
- Vertical dual-row option
- Phosphor bronze, tin plated contacts
- **UL recognised**

Current rating	1A	Insulation resistance	10kΩ
Contact resistance	30mΩ	Operating temperature (plastic latch)	-55°C to +105°C
Dlaelectric withstand	1.5kV rms	Operating temperature (metal latch)	-40°C to +105°C

Mftrs List No:	821828-2 = 738-402, 821947-2 = 738-438, 822030-3 = 738-475,	821876-2 = 738-414, 822129-2 = 738-451, 822134-3 = 738-487	821824-8 = 738-426, 822021-4 = 738-463,
----------------	---	--	--


222

No of Ways	Style	Order Code	Price Each			
			1+	50+	100+	500+
Plastic Latch						
30	Vertical	.738-402 †				
30	Low profile	.738-414				
72	Vertical	.738-426				
72	Low profile	.738-438				
Metal Latch						
30	Low profile	.738-451				
72	Vertical (right polarised)	.738-463				
72	Vertical (left polarised)	.738-475				
72	Low Profile	.738-487				

† Available until stocks are exhausted

Component DIL Headers

8 Way to 40 Way Headers and Covers



- Use with matching DILsocket
- Versatile board-to-board connector
- Components may be soldered across the pins
- Numbered pin positions
- Matching snap-fit covers

Pin spacing	0.1"	Row spacing	0.3" (7.62mm)	6, 8, 14, 16, 18, 20 pin
Height above board	6.0		0.6" (15.24mm)	24, 28 pin
With cover	6.9 (2.54mm)			(7.4 for 24, 28 pin)

Mftrs. List No. Headers xx-600-10, Covers xx-650-10, where xx = No of ways

24

DIL Headers	Order Code	Price Each		
		1+	100+	500+
6 way	176-759			
8 way	176-760			
14 way	176-761			
16 way	176-762			
18 way	176-763 †			
20 way	176-764			
24 way	176-766			
28 way	176-767			
Covers				
8 way	.170-662			
14 way	.170-663			
16 way	.170-664			
20 way	177-815			
24 way	177-816			
28 way	176-771			

† Available until stocks are exhausted

Continued