Amphenol

BULGIN
Electrical + Electronic Components

Cannon
ITT Industries
Engineered for life

FCI

HARTING

molex

tyco / Electronics / AMP

1,000's of products added every month, check out the very latest products, news and information at:
**www.farnell-newarkinone.com.sg**

**The very latest NEW products**

Make Farnell-Newark InOne your first choice - search over 300,000 products at **www.farnell-newarkinone.com.sg**

**Can't find the product you are looking for?**

# Contents

| | Page |
|---|---|
| Barrier Terminal Blocks | 386 |
| Circular Multipole | 310 |
| Circular Multipole - MIL-C-26482 | 335 |
| Circular Multipole - MIL-C-5015 | 338 |
| Fused Terminal Blocks | 386 |
| Heavy Duty Connectors | 363 |
| Panel Mount Terminal Blocks | 384 |
| Plug In Terminal Blocks | 386 |
| Push/Pull Connectors | 304 |
| Rectangular Multipole | 344 |
| Sealed | 300 |
| Ultra Miniature Circular Connectors | 309 |

# 8

## Connectors - Multipole

Farnell Page 300 Date: 17-08-06 time: 22:25



272954

| | | | |
|---|---|---|---|
| **EN3/Sealed** SEE THIS PAGE | **Low Halogen** SEE PAGE 343 | **Rectangular Multipole**  SEE PAGE 344 | **Fused Terminal Blocks**  SEE PAGE 386 |
| **Heavy Duty Connectors** SEE PAGE 363 | **Solenoid Connectors** SEE PAGE 363 | **Ceramic Terminal Blocks** SEE PAGE 385 | **Plug In Terminal Block**  SEE PAGE 386 |
| **Circular Multipole** SEE PAGE 311 | **DIN43589-1** SEE PAGE 358 | **Enclosed Terminal Blocks** SEE WEBSITE | **Barrier Terminal Blocks** SEE PAGE 386 |
| **MIL-C-26482** SEE PAGE 335 | **Zero Insertion Force** SEE WEBSITE | **Tab Terminal Block** SEE PAGE 386 | **MIL-C - 5015** SEE PAGE 340 |

## Sealed

### 'EN3' Weathertight Connectors - IP68

Switchcraft

**Solder Bucket Contacts**

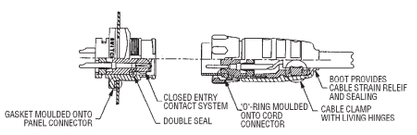


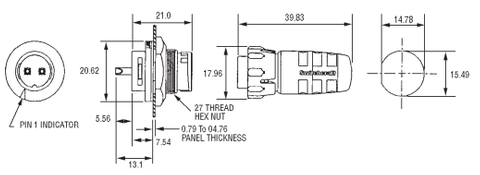


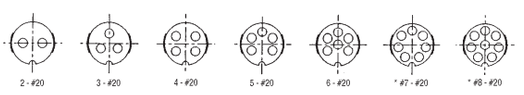


7 and 8 pin not available in cord male and panel female

- Compact panel mount, cord connector or inline connector
- Excellent moisture and chemical resistance
- **IP68** rated
- Housing **UL94V-0**
- 2 to 12 pins
- Solder bucket contacts
- No grommets
- Low insertion force
- 12 pin has staggered contacts
- Inline plugs and sockets mate with free plugs and sockets

| | | | |
|---|---|---|---|
| Contact rating | 7.5A @600Vr.m.s | Housing | Thermoplastic rubber |
| Contact resistance | 3.1mΩ(max) | Contact | Copper alloy, Gold over Nickel plating |
| Insulation resistance | 100MΩ@ 77°F | Termination | Solder bucket |
| Mating cycles | 600 (minimum) | Cable dia. | 5–7mm |
| Temperature range | -40°C to 65°C | | |

**NOTE:** 1) 7 and 8 pin not available in cord male and panel female
2) Panel EN3 only mates with cord EN3

249694/406548

| No. of Ways | Mftrs. List No. | Order Code | Price Each 1+ | Price Each 10+ |
|---|---|---|---|---|
| **Free Plug – Solder bucket contacts** | | | | |
| 2 | EN3C2M. | **726-990** | 10.61 | 9.50 |
| 2 | EN3C2M | **117-9397●** | 10.61 | 9.50 |
| 3 | EN3C3M.. | **727-003** | 12.58 | 11.33 |
| 3 | EN3C3M | **117-9398●** | 11.78 | 10.58 |
| 4 | EN3C4M.. | **727-015** | 14.46 | 13.00 |
| 4 | EN3C4M | **117-9399●** | 14.46 | 13.00 |
| 5 | EN3C5M.. | **727-027** | 16.33 | 14.70 |
| 5 | EN3C5M | **117-9400●** | 16.33 | 14.70 |
| 6 | EN3C6M.. | **727-039** | 18.19 | 16.40 |
| 6 | EN3C6M | **117-9401●** | 18.19 | 16.40 |
| **Free Socket– Solder bucket contacts** | | | | |
| 2 | EN3C2F. | **727-040** | 15.12 | 13.58 |
| 2 | EN3C2F | **117-9402●** | 15.12 | 13.58 |
| 3 | EN3C3F.. | **727-052** | 18.83 | 16.92 |
| 3 | EN3C3F | **117-9403●** | 18.83 | 16.92 |
| 4 | EN3C4F.. | **727-064** | 22.37 | 20.13 |
| 4 | EN3C4F | **117-9404●** | 22.37 | 20.13 |
| 5 | EN3C5F. | **727-076** | 25.84 | 23.27 |
| 5 | EN3C5F | **117-9405●** | 25.84 | 23.27 |
| 6 | EN3C6F.. | **727-088** | 27.21 | 24.46 |
| 6 | EN3C6F | **117-9406●** | 27.21 | 24.46 |
| 7 | EN3C7F. | **727-090** | 30.92 | 27.85 |
| 7 | EN3C7F | **117-9407●** | 30.92 | 27.85 |
| 8 | EN3C8F.. | **727-106** | 34.02 | 30.66 |
| 8 | EN3C8F | **117-9409●** | 34.02 | 30.66 |



Prices are in Singapore Dollars and exclusive of GST.
Due to the volatile nature of certain products, prices are subject to change without notice.

C = CYAN M = Magenta Y = Yellow B = Black/SING

| | Mftrs. | | Price Each | |
|---|---|---|---|---|
| **Panel Plug– Solder bucket contacts** | | | | |
| 2 | EN3P2M. | **727-118** | 9.98 | 9.02 |
| 2 | EN3P2M | **117-9411●** | 9.98 | 9.02 |
| 3 | EN3P3M.. | **727-120** | 12.02 | 10.82 |
| 3 | EN3P3M | **117-9412●** | 12.02 | 10.82 |
| 4 | EN3P4M.. | **727-131** | 14.02 | 12.62 |
| 4 | EN3P4M | **117-9413●** | 14.02 | 12.62 |
| 5 | EN3P5M. | **727-143** | 16.06 | 14.41 |
| 5 | EN3P5M | **117-9414●** | 16.06 | 14.41 |
| 6 | EN3P6M.. | **727-155** | 15.23 | 14.16 |
| 6 | EN3P6M | **117-9415●** | 16.69 | 15.02 |
| 7 | EN3P7M. | **727-167** | 18.63 | 16.79 |
| 7 | EN3P7M | **117-9416●** | 18.63 | 16.79 |
| 8 | EN3P8M.. | **727-179** | 20.57 | 18.49 |
| 8 | EN3P8M | **117-9417●** | 20.57 | 18.49 |
| **Panel Socket– Solder bucket contacts** | | | | |
| 2 | EN3P2F. | **727-180** | 12.08 | 10.85 |
| 2 | EN3P2F | **117-9418●** | 11.36 | 10.19 |
| 3 | EN3P3F.. | **727-192** | 15.26 | 13.71 |
| 3 | EN3P3F | **117-9420●** | 15.26 | 13.71 |
| 4 | EN3P4F.. | **727-209** | 18.49 | 16.66 |
| 4 | EN3P4F | **117-9422●** | 18.49 | 16.66 |
| 5 | EN3P5F.. | **727-210** | 21.92 | 19.75 |
| 5 | EN3P5F | **117-9423●** | 21.70 | 19.55 |
| 6 | EN3P6F.. | **727-222** | 24.97 | 22.50 |
| 6 | EN3P6F | **117-9424●** | 24.97 | 22.50 |
| **Inline Plug– Solder bucket contacts** | | | | |
| 2 | EN3L2M. | **434-8199** | 10.72 | 9.92 |
| 2 | EN3L2M | **117-9393●** | 10.72 | 9.92 |
| 3 | EN3L3M. | **434-8217** | 12.42 | 11.49 |
| 3 | EN3L3M | **117-9394●** | 12.42 | 11.49 |
| 4 | EN3L4M. | **434-8230** | 14.06 | 13.00 |
| 4 | EN3L4M | **117-9396●** | 14.06 | 13.00 |
| **Inline Socket– Solder bucket contacts** | | | | |
| 2 | EN3L2F. | **434-8187** | 13.48 | 12.49 |
| 2 | EN3L2F | **117-9392●** | 13.48 | 12.49 |
| 4 | EN3L4F. | **434-8229** | 19.55 | 18.10 |
| 4 | EN3L4F | **117-9395●** | 19.55 | 18.10 |
| **Sealing cap** | EN3CAP.. | **727-234** | 3.33 | 3.00 |
| **Sealing cap** | EN3CAP | **117-9425●** | 3.33 | 3.00 |

## Miniature Waterproof Circular Connector

**Tajimi R04 Series**

- Waterproof to 20M
- Lightweight

| | | | |
|---|---|---|---|
| Shell | Brass & Zinc Alloy, Nickel plated | Insulation resistance | 500V dc 1,1000MΩmin |
| Contact | Copper alloy, Goldplated | Contact resistance | 8mΩ(max) @ 3V dc |
| Insulation | PBT Resin to **UL 94V-0** | Shock | 50G |
| | | Vibration | **MIL-STD-202-201A** |
| | | Moisture resistance | **MIL-STD-202-103B** |
| | | Corrosion | **MIL-STD-202-101D** |
| | | Temperature | -25 to +85°C |
| | | Withstand water pressure | 25kg/cm$^2$ (atg) |

Mftrs. List Nos. Male cable plug R04-PxM, Female cable plug R04-PxF, Male cable jack R04-JxM, Female cable jack R04-JxF, Male panel receptacle R04-RxM, Female panel receptacle R04-RxF, Protective cap R04-CRx

Where x = No. of ways

209283

| No. of Ways | Order Code | Price Each 1+ | 10+ | 25+ | 50+ | + | + |
|---|---|---|---|---|---|---|---|
| **Male Cable Plug** | | | | | | | |
| 3 | **307-3622** | 29.11 | 26.48 | 23.43 | 20.51 | – – | – – |
| 5 | **119-0438●** | 32.82 | 29.85 | 26.51 | 23.14 | – – | – – |
| 8 | **119-0439●** | 42.50 | 38.65 | 34.25 | 29.92 | – – | – – |
| 12 | **119-0442●** | 56.31 | 51.20 | 45.39 | 39.68 | – – | – – |
| **Female Cable Plug** | | | | | | | |
| 3 | **119-0443●** | 28.41 | 25.81 | 22.92 | 20.00 | – – | – – |
| 8 | **119-0444●** | 38.63 | 35.12 | 31.17 | 27.25 | – – | – – |
| 12 | **119-0445●** | 53.45 | 48.60 | 43.11 | 37.62 | – – | – – |
| **Female Cable Jack** | | | | | | | |
| 5 | **119-0446●** | 42.74 | 38.84 | 34.41 | 30.08 | – – | – – |
| 8 | **119-0447●** | 51.48 | 46.77 | 41.51 | 36.24 | – – | – – |
| **Male Panel Receptacle** | | | | | | | |
| 3 | **119-0448●** | 11.51 | 10.46 | 9.28 | 8.12 | – – | – – |
| 8 | **119-0449●** | 16.42 | 14.93 | 13.26 | 11.56 | – – | – – |
| 12 | **119-0450●** | 43.20 | 39.26 | 34.83 | 30.43 | – – | – – |

| No. of Ways | Order Code | Price Each 1+ | 10+ | 25+ | 50+ | + | + |
|---|---|---|---|---|---|---|---|
| **Female Panel Receptacle** | | | | | | | |
| 3 | **119-0451●** | 11.12 | 10.08 | 8.99 | 7.80 | – – | – – |
| 5 | **119-0452●** | 12.35 | 11.20 | 9.98 | 8.70 | – – | – – |
| 8 | **119-0454●** | 14.89 | 13.51 | 11.97 | 10.50 | – – | – – |
| 12 | **119-0455●** | 40.86 | 37.20 | 33.00 | 28.86 | – – | – – |
| **Protective Cap** | | | | | | | |
| 3/5 | **119-0456●** | 18.63 | 16.79 | 14.91 | – – | – – | – – |
| 8 | **119-0457●** | 18.63 | 16.79 | 14.91 | – – | – – | – – |
| 12 | **119-0458●** | 18.63 | 16.79 | 14.91 | – – | – – | – – |

## Series '101', '102', & '103'

**W.W.FISCHER**

- A range of high quality circular connectors
- Positive plug/socket latching
- Pressure tight and high vacuum sealed designs
- Low contact resistance
- Excellent RFI/EMC shielding capability
- The series includes: circular multipole, coax and triax connectors
- **IP68** rated

| | | 3 | 4 | 5 | 7 | 12 |
|---|---|---|---|---|---|---|
| Current rating (A) | Series 102 | 8.2 | 5.5 | 5.2 | 2.0 | – |
| Per contact, all loaded | Series 103 | – | – | – | 5.0 | 2.0 |
| Dielectric withstand | Series 102 | 1.3 | 1.2 | 0.8 | 0.8 | – |
| Voltage kVac | Series 103 | – | – | – | 1.3 | 1.2 |

| | | |
|---|---|---|
| Contact resistance | ≤8mΩ | |
| Insulation resistance | 1000GΩ | |
| Temperature range | (standard) | -65°C to +200°C |
| | (sealed) | -65°C to +200°C |
| Mating life | >5000 cycles | |
| Body Material | Brass, nickel/chromium plating | |
| Contacts (plugs) | Brass, 4μ nickel/1μm gold plating | |
| (socket) | Phosphor bronze, 4μm nickel/1μm gold plating | |
| Insulator | PEEK (polyther-etherbetone) **UL94V-0**, **UL-746** 200°C | |
| Sealed versions: | Protection **IP68** (80 metres) | |
| | Max pressure 8 bar | |

209222

## Series '101'

**W.W. FISCHER**

**Coaxial Push/Pull, Self Locking**



965-753 Plug | 965-777 Socket (IP67) | 965-765 Socket (standard)

- Free plug complete with 5.1mm cable clamp for RG174 coaxial cable
- Provides excellent RFI/EMC shielding
- Fully compatible with NIM-CAMAC-CD/N 549
- **IP67** rating when using DEU socket

| Dimension A | B | C | Depth behind panel standard | sealed | Max. panel thickness standard | sealed |
|---|---|---|---|---|---|---|
| 6.7 | 6.4 | 7.1 | 14 | 15 | 7 | 8 |

209221

| | Mftrs. List No. | Order Code | Price Each 1+ | 5+ | 10+ | 50+ | + |
|---|---|---|---|---|---|---|---|
| Free plug | S101A004/3.0 | **965-753●** | 19.00 | 17.96 | 16.73 | 14.26 | – – |
| Panel socket (standard) | D101A004 | **965-765●** | 14.04 | 13.23 | 12.48 | 10.40 | – – |
| Panel Socket (IP67) | DEU101A004 | **965-777●** | 35.53 | 33.55 | 31.16 | 26.58 | – – |

## Series '102'

**W.W. FISCHER**

**Circular and Coaxial**

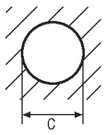


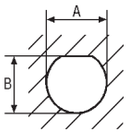


- A range of circular multipole and coaxial connectors

8

Connectors - Multipole

● Compliant
◄ Non-compliant
‡ Limited stock - RoHS replacement available

RoHS



C = CYAN M = Magenta Y = Yellow B = Black/SING

Farnell Page 302 Date: 17-08-06 time: 22:27



| Dimension A | B | C | Depth behind panel standard | sealed | Max. panel thickness standard | sealed |
|---|---|---|---|---|---|---|
| 9.1 | 8.5 | 10.1 | 17.5 | 18 | 9 | 3.5 |

209227

| No. of Ways | Mftrs. List No. | Order Code | Price Each 1+ | 5+ | 10+ | 50+ |
|---|---|---|---|---|---|---|
| **Free Plug** | | | | | | |
| 3 | SE102A052-130 | **964-967●** | 45.10 | 42.82 | 40.61 | 36.63 |
| 4 | SE102A053-130 | **964-979●** | 47.91 | 45.52 | 43.19 | 38.68 |
| 5 | SE102A054-130 | **964-980●** | 53.16 | 50.53 | 47.83 | 42.40 |
| 7 | SE102A056-130 | **964-992●** | 53.80 | 51.58 | 48.54 | 43.43 |
| **Panel Socket** | | | | | | |
| 3 standard | D102A052-130 | **965-005●** | 29.18 | 27.68 | 26.26 | 23.41 |
| 4 standard | D102A053-130 | **965-017●** | 34.31 | 32.65 | 30.94 | 29.30 |
| 5 standard | D102A054-130 | **965-029●** | 34.65 | 32.98 | 31.22 | 29.50 |
| 7 standard | D102A056-130 | **965-030●** | 51.30 | 48.73 | 46.16 | 37.30 |
| 3 sealed IP68 | DBEE102A052-130 | **965-042●** | 49.92 | 47.40 | 44.93 | 40.78 |
| 4 sealed IP68 | DBEE102A053-130 | **965-054●** | 46.90 | 44.52 | 42.21 | 38.76 |
| 5 sealed IP68 | DBEE102A054-130 | **965-066●** | 53.54 | 50.88 | 48.25 | 43.88 |
| 7 sealed IP68 | DBEE102A056-130 | **965-078●** | 67.04 | 63.67 | 60.34 | 53.94 |
| **Panel/PCB Socket 90°** | | | | | | |
| 3 Way | DBPC102A052-130 | **628-554●** | 42.36 | 39.07 | 38.58 | 35.41 |
| 4 Way | DBPC102A053-130 | **629-250●** | 42.56 | 39.39 | 38.78 | 36.04 |
| 5 Way | DBPC102A054-130 | **629-261●** | 52.88 | 49.63 | 48.09 | 44.78 |
| 7 Way | DBPC102A056-130 | **629-273●** | 58.92 | 55.31 | 53.54 | 49.92 |
| **Coaxial** | | | | | | |
| Free plug | SE102A002 | **965-698●** | 37.46 | 35.31 | 32.81 | 27.99 |
| Panel Skt (stan) | D102A002 | **965-704●** | 26.84 | 25.29 | 23.53 | 20.03 |
| Panel Skt (IP68) | DBEE102A002 | **965-716●** | 44.88 | 42.28 | 39.29 | 33.48 |
| **Cable Clamps** | | | | | | |
| Cable range (mm) | | | | | | |
| 2.1 to2.6 | E31102.2/2.6+B | **965-080●** | 10.09 | 9.64 | 9.04 | 8.16 |
| 2.6 to 3.1 | E31102.2/3.1+B | **965-091●** | 10.09 | 9.64 | 9.04 | 8.16 |
| 3.1 to3.6 | E31102.2/3.6+B | **965-108●** | 10.09 | 9.64 | 9.04 | 8.16 |
| 3.6 to4.1 | E31102.2/4.1+B | **965-110●** | 10.09 | 9.64 | 9.04 | 8.16 |
| 4.1 to4.3 | E31102.2/4.3+B | **965-121●** | 10.09 | 9.64 | 9.04 | 8.16 |

## Series '103'

**W.W. FISCHER**

**Circular and Triaxial**

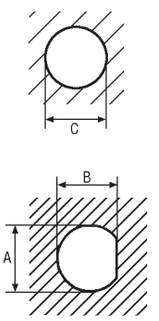


- A range of circular multipole and triaxial connectors

| Dimension A | B | C | Depth behind panel standard | sealed | Max panel thickness standard | sealed |
|---|---|---|---|---|---|---|
| 12.1 | 11.2 | 14.1 | 21 | 11 | 8.0 | 4.0 |

209223

| No of Ways | Mftrs. List No. | Order Code | Price Each 1+ | 5+ | 10+ | 50+ | + |
|---|---|---|---|---|---|---|---|
| **Free Plug** | | | | | | | |
| 7 | SE103A057-130 | **965-133●** | 64.14 | 60.93 | 56.69 | 48.28 | – – |
| 12 | SE103A062-130 | **965-145●** | 91.74 | 87.15 | 81.02 | 69.05 | – – |
| **Panel Socket** | | | | | | | |
| 7 standard | D103A057-130 | **965-157●** | 56.70 | 53.50 | 49.70 | 42.34 | – – |
| 12 standard | D103A062-130 | **965-169●** | 84.69 | 79.82 | 74.17 | 63.19 | – – |
| 7 sealed(IP68) | DBEE103A057-130 | **965-170●** | 86.27 | 81.27 | 75.64 | 64.00 | – – |
| 12 sealed(IP68) | DBEE103A062-130 | **965-182●** | 108.43 | 101.34 | 94.15 | 80.24 | – – |
| **Triaxial** | | | | | | | |
| Free plug | SE103A015-14 | **965-728●** | 59.00 | 55.66 | 51.71 | 44.07 | – – |
| Panel skt (std) | D103A015-14 | **965-730●** | 41.63 | 39.29 | 36.47 | 31.07 | – – |
| Panel skt (IP68) | DBEE103A015 | **965-741●** | 88.37 | 83.30 | 77.39 | 65.97 | – – |
| **Cable Clamps** | | | | | | | |
| 3.2 to 3.7 | E31103.2/3.7+B | **965-194●** | 10.68 | 9.99 | 9.36 | 7.97 | – – |
| 3.7 to 4.2 | E31103.2/4.2+B | **965-200●** | 10.68 | 9.99 | 9.36 | 7.97 | – – |
| 4.2 to 4.7 | E31103.2/4.7+B | **965-212●** | 10.68 | 9.99 | 9.36 | 7.97 | – – |
| 4.7 to 5.2 | E31103.2/5.2+B | **965-224●** | 10.68 | 9.99 | 9.36 | 7.97 | – – |
| 5.2 to 5.7 | E31103.2/5.7+B | **965-236●** | 10.68 | 9.99 | 9.36 | 7.97 | – – |

Product Watch
obsolescence equalization

- FREE to all account holders
- Notification of obsolete, end of line and end of stock items
- Replacement or upgrade recommendations

Advanced warning of obsolete components

## Subminiature Connector Triad '01'

**tyco / Electronics / TRIAD 01**

130-965 130-916 130-039

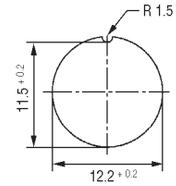


- A range of board, panel and cable mount connectors
- Excellent 360 deg. EMC shielding properties
- Body shell same size for all number of ways
- 'T' adaptor and terminator accessories
- **IP65** rated

| | | | |
|---|---|---|---|
| Current rating | 3A (3, 4 & 5 way)<br>1A (7 & 8 way) | Housing | Copper,zinc,tribor plating 4μm |
| Voltage rating | 60V ac | Dielectric | PBT **UL94V-0** |
| Contact resistance | ≤2mΩ (3, 4 & 5 way)<br>≤5mΩ (7 & 8 way) | Termination | Solder |
| Temperature range | -40°C to +85°C | | |
| Mating cycles | ≥500 | | |

209242

| No. of Ways | Mftrs. List No. | Order Code | Price Each 1+ | 10+ | 25+ | 50+ |
|---|---|---|---|---|---|---|
| **Free Plug** | | | | | | |
| 3 | T01-0550-P03 | **130-722●** | 17.97 | 15.86 | 13.74 | 12.26 |
| 4 | T01-0550-P04 | **130-734●** | 18.72 | 16.56 | 14.33 | 13.07 |
| 5 | T01-0550-P05 | **130-746●** | 19.18 | 16.86 | 14.66 | 13.62 |
| 7 | T01-0550-P07 | **130-758●** | 22.89 | 20.26 | 17.50 | 16.32 |
| 8 | T01-0550-P08 | **130-760●** | 24.27 | 21.46 | 18.57 | 16.93 |
| **Free Socket** | | | | | | |
| 3 | T01-0550-S03 | **130-771●** | 20.26 | 17.90 | 15.49 | 14.23 |
| 4 | T01-0550-S04 | **130-783●** | 21.41 | 18.90 | 16.37 | 14.93 |
| 5 | T01-0550-S05 | **130-795●** | 22.69 | 20.07 | 17.41 | 15.81 |
| 7 | T01-0550-S07 | **130-801●** | 27.45 | 24.24 | 20.96 | 18.68 |
| 8 | T01-0550-S08 | **130-813●** | 28.75 | 25.38 | 21.98 | 20.41 |
| **Panel Plug–Solder bucket contact** | | | | | | |
| 3 | T01-0580-P03 | **130-850●** | 12.34 | 10.90 | 9.43 | 8.84 |
| 4 | T01-0580-P04 | **130-862●** | 12.28 | 10.83 | 9.37 | 8.79 |
| 5 | T01-0580-P05 | **130-874●** | 13.04 | 11.54 | 10.83 | – – |
| 7 | T01-0580-P07 | **130-886●** | 17.80 | 15.73 | 13.58 | 12.65 |
| 8 | T01-0580-P08 | **130-898●** | 19.02 | 16.83 | 14.55 | 13.35 |
| **Panel Socket–Solder bucket contact** | | | | | | |
| 3 | T01-0580-S03 | **130-904●** | 12.68 | 11.18 | 10.42 | – – |
| 4 | T01-0580-S04 | **130-916●** | 13.45 | 11.90 | 10.28 | 9.44 |
| 5 | T01-0580-S05 | **130-928●** | 14.23 | 12.57 | 11.90 | – – |
| 7 | T01-0580-S07 | **130-930●** | 22.42 | 19.94 | 17.22 | 15.86 |
| 8 | T01-0580-S08 | **130-941●** | 21.61 | 19.13 | 16.56 | 15.16 |
| **Straight PCB Socket** | | | | | | |
| 3 | T01-0570-S03 | **131-052●** | 12.55 | 11.07 | 9.57 | 8.60 |
| 4 | T01-0570-S04 | **131-064●** | 13.45 | 11.90 | 10.46 | – – |
| 5 | T01-0570-S05 | **131-076●** | 14.23 | 12.57 | 11.90 | – – |
| 7 | T01-0570-S07 | **131-088●** | 20.26 | 17.90 | 15.46 | 14.23 |
| 8 | T01-0570-S08 | **131-090●** | 21.61 | 19.13 | 16.56 | 15.11 |
| **90 PCB Plug** | | | | | | |
| 3 | T01-0560-P03 | **130-825●** | 14.09 | 12.45 | 10.75 | 9.63 |
| 4 | T01-0560-P04 | **130-837●** | 15.54 | 13.69 | 11.90 | 10.88 |
| 5 | T01-0560-P05 | **130-849●** | 16.69 | 14.79 | 13.30 | – – |
| **90 PCB Socket** | | | | | | |
| 3 | T01-0560-S03 | **131-027●** | 14.79 | 13.10 | 11.30 | 10.09 |
| 4 | T01-0560-S04 | **131-039●** | 16.25 | 14.36 | 12.45 | 12.09 |
| 5 | T01-0560-S05 | **131-040●** | 17.40 | 15.33 | 14.00 | – – |
| **Dust Caps** | | | | | | |
| Plug | T01-0500-P | **130-953●** | 3.27 | 2.90 | 2.74 | – – |
| Socket | T01-0500-S | **130-965●** | 2.38 | 2.09 | 2.05 | – – |
| **Accessories** | | | | | | |
| Terminator | T01-05R-P03-120 | **972-058●** | 18.76 | 16.56 | 14.35 | 12.74 |



In stock and ready to despatch, 300,000 products in our Asia, US and Europe warehouses.

300,000 products at your fingertips



Prices are in Singapore Dollars and exclusive of GST.
Due to the volatile nature of certain products, prices are subject to change without notice.

C = CYAN M = Magenta Y = Yellow B = Black/SING

## Subminiature Circular 'Series 712'



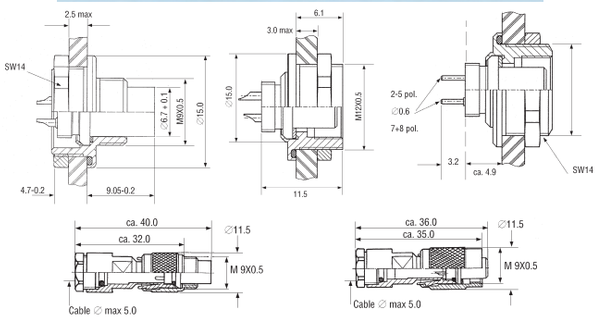


- A range of small rugged connectors
- Free plug and socket incorporate cable clamp pinch ring
- **IP67** rating when mated

| | | |
|---|---|---|
| Contact rating | 3A @ 60V ac | (2, 3, 4 & 5 way) |
| | 1A @ 60V ac | (7 & 8 way) |
| Contact resistance | ≤2mΩ | (2, 3, 4 & 5 way) |
| Contact resistance | ≤5mΩ | (7 & 8 way) |
| Insulation resistance | $10^{10}$Ω | |
| Capacitance between adjacent contacts | | 1.5pF |
| Temperature range | -40°C to +85°C | |
| Housing | Brass nickel plated | |
| Dielectric | PETP | |
| Contact (socket) | Copper/tin alloy, Gold over Nickel plating | |
| Contact (pins) | Copper/zinc alloy, Gold over Nickel plating | |
| Max. wire size | 0.25mm$^2$ (2, 3, 4 & 5 way) | |
| Max. wire size | 0.14mm$^2$ (7 & 8 way) | |
| Max. cable diameter | 5mm | |

**Note: IP67** protection only when mated

208999

| No of Mftrs. Ways | List No. | Order Code | Price Each 1+ | 20+ | 50+ | 100+ | + |
|---|---|---|---|---|---|---|---|
| **Free Plug** - Solder bucket contacts | | | | | | | |
| 2 | 99 0401 00 02. | **658-730** | 13.15 | 12.74 | 12.39 | 11.65 | – – |
| 2 | 99 0401 00 02 | **112-2549●** | 13.15 | 12.74 | 12.39 | 11.65 | – – |
| 3 | 99 0405 00 03. | **658-741** | 14.02 | 13.61 | 13.23 | 12.42 | – – |
| 3 | 99 0405 00 03 | **112-2550●** | 14.02 | 13.61 | 13.23 | 12.42 | – – |
| 4 | 99 0409 00 04. | **658-753** | 15.35 | 14.89 | 14.44 | 13.58 | – – |
| 4 | 99 0409 00 04 | **112-2552●** | 15.35 | 14.89 | 14.44 | 13.58 | – – |
| 5 | 99 0413 00 05. | **658-765** | 16.39 | 15.89 | 15.41 | 14.51 | – – |
| 5 | 99 0413 00 05 | **112-2553●** | 16.39 | 15.89 | 15.41 | 14.51 | – – |
| 2 | 99 0401 00 02. | **658-730** | 13.15 | 12.74 | 12.39 | 11.65 | – – |
| 7 | 99 0421 00 07 | **112-2554●** | 20.33 | 19.71 | 19.13 | 18.01 | – – |
| 8 | 99 0425 00 08. | **658-789** | 23.37 | 22.66 | 21.99 | 20.70 | – – |
| 8 | 99 0425 00 08 | **112-2555●** | 23.37 | 22.66 | 21.99 | 20.70 | – – |
| **Free Plug- Right Angle** - Solder bucket contacts | | | | | | | |
| 2 | 99 0401 70 02. | **307-4079** | 19.26 | 18.68 | 18.14 | 17.05 | – – |
| 3 | 99 0405 70 03. | **307-4080** | 20.47 | 19.87 | 19.26 | 18.14 | – – |
| 4 | 99 0409 70 04. | **307-4092** | 21.70 | 21.06 | 20.42 | 19.20 | – – |
| 5 | 99 0413 70 05. | **307-4109** | 22.87 | 22.18 | 21.54 | 20.22 | – – |
| 7 | 99 0421 70 07. | **307-4110** | 28.85 | 27.99 | 27.16 | 25.55 | – – |
| 8 | 99 0425 70 08. | **307-4122** | 33.21 | 32.23 | 31.23 | 29.40 | – – |
| **Free Socket** - Solder bucket contacts | | | | | | | |
| 2 | 99 0402 00 02. | **658-790** | 14.46 | 14.03 | 13.61 | 12.78 | – – |
| 2 | 99 0402 00 02 | **112-2556●** | 14.46 | 14.03 | 13.61 | 12.78 | – – |
| 3 | 99 0406 00 03. | **658-807** | 15.46 | 14.99 | 14.51 | 13.67 | – – |
| 3 | 99 0406 00 03 | **112-2557●** | 15.46 | 14.99 | 14.51 | 13.67 | – – |
| 4 | 99 0410 00 04. | **658-819** | 16.86 | 16.37 | 15.86 | 14.93 | – – |
| 4 | 99 0410 00 04 | **112-2558●** | 16.86 | 16.37 | 15.86 | 14.93 | – – |
| 5 | 99 0414 00 05. | **658-820** | 14.00 | 13.74 | 13.41 | 13.05 | – – |
| 5 | 99 0414 00 05 | **112-2559●** | 14.00 | 13.74 | 13.41 | 13.05 | – – |
| 7 | 99 0422 00 07. | **658-832** | 21.83 | 21.15 | 20.54 | 19.32 | – – |
| 7 | 99 0422 00 07 | **112-2560●** | 21.83 | 21.15 | 20.54 | 19.32 | – – |
| 8 | 99 0426 00 08. | **658-844** | 25.87 | 25.10 | 24.33 | 22.89 | – – |
| 8 | 99 0426 00 08 | **112-2561●** | 25.87 | 25.10 | 24.33 | 22.89 | – – |
| **Panel plug** - Solder bucket contacts | | | | | | | |
| 2 | 09 0403 00 02. | **658-856** | 9.92 | 9.63 | 9.31 | 8.80 | – – |
| 2 | 09 0403 00 02 | **112-2562●** | 9.92 | 9.63 | 9.31 | 8.80 | – – |
| 3 | 09 0407 00 03. | **658-868** | 10.95 | 10.63 | 10.30 | 9.73 | – – |
| 3 | 09 0407 00 03 | **112-2564●** | 10.95 | 10.63 | 10.30 | 9.73 | – – |
| 4 | 09 0411 00 04. | **658-870** | 12.35 | 11.97 | 11.62 | 10.95 | – – |
| 4 | 09 0411 00 04 | **112-2565●** | 12.35 | 11.97 | 11.62 | 10.95 | – – |
| 5 | 09 0415 00 05. | **658-881** | 13.09 | 12.68 | 12.33 | 11.59 | – – |
| **Panel plug** - Solder bucket contacts | | | | | | | |
| 5 | 09 0415 00 05 | **112-2566●** | 13.09 | 12.68 | 12.33 | 11.59 | – – |
| 7 | 09 0423 00 07. | **658-893** | 17.53 | 17.01 | 16.50 | 15.54 | – – |
| 7 | 09 0423 00 07 | **112-2567●** | 17.53 | 17.01 | 16.50 | 15.54 | – – |
| 8 | 09 0427 00 08. | **658-900** | 20.03 | 19.42 | 18.87 | 17.72 | – – |
| 8 | 09 0427 00 08 | **112-2568●** | 20.03 | 19.42 | 18.87 | 17.72 | – – |
| **Free Socket - Right Angle** - Solder bucket contacts | | | | | | | |
| 2 | 99 0402 70 02. | **307-4134** | 24.64 | 23.91 | 23.18 | 21.80 | – – |
| 3 | 99 0406 70 03. | **307-4146** | 22.71 | 22.02 | 21.38 | 20.09 | – – |
| 4 | 99 0410 70 04. | **307-4158** | 27.07 | 26.26 | 25.49 | 23.98 | – – |
| 5 | 99 0414 70 05. | **307-4160** | 28.41 | 27.57 | 26.74 | 25.13 | – – |
| **Panel Socket** - Solder bucket contacts | | | | | | | |
| 2 | 09 0404 80 02. | **658-911** | 12.52 | 12.17 | 11.78 | 11.07 | – – |
| 2 | 09 0404 80 02 | **112-2569●** | 12.52 | 12.17 | 11.78 | 11.07 | – – |
| 3 | 09 0408 80 03. | **658-923** | 13.18 | 12.78 | 12.42 | 11.68 | – – |
| 3 | 09 0408 80 03 | **112-2570●** | 13.18 | 12.78 | 12.42 | 11.68 | – – |
| 4 | 09 0412 80 04. | **658-935** | 14.52 | 14.09 | 13.64 | 12.84 | – – |
| 4 | 09 0412 80 04 | **112-2571●** | 14.52 | 14.09 | 13.64 | 12.84 | – – |
| 5 | 09 0416 80 05. | **658-947** | 15.53 | 15.05 | 14.64 | 13.74 | – – |
| 5 | 09 0416 80 05 | **112-2572●** | 15.53 | 15.05 | 14.64 | 13.74 | – – |
| 7 | 09 0424 80 07. | **658-959** | 18.69 | 18.14 | 17.59 | 16.56 | – – |
| 7 | 09 0424 80 07 | **112-2573●** | 18.69 | 18.14 | 17.59 | 16.56 | – – |
| 8 | 09 0428 80 08. | **658-960** | 30.25 | 27.57 | 23.53 | 18.68 | – – |
| 8 | 09 0428 80 08 | **112-2574●** | 30.25 | 27.57 | 23.53 | 18.68 | – – |
| **Panel Socket** - Dip soldering contacts | | | | | | | |
| 2 | 09 0404 90 02. | **658-972** | 11.59 | 11.20 | 10.88 | 10.24 | – – |
| 2 | 09 0404 90 02 | **112-2576●** | 11.59 | 11.20 | 10.88 | 10.24 | – – |
| 3 | 09 0408 90 03. | **658-984** | 16.56 | 16.05 | 15.57 | 14.67 | – – |
| 3 | 09 0408 90 03 | **112-2577●** | 16.56 | 16.05 | 15.57 | 14.67 | – – |
| 4 | 09 0412 90 04. | **658-996** | 17.89 | 17.33 | 16.82 | 15.83 | – – |
| 4 | 09 0412 90 04 | **112-2578●** | 17.89 | 17.33 | 16.82 | 15.83 | – – |
| 5 | 09 0416 90 05. | **659-009** | 19.50 | 18.94 | 18.36 | 17.27 | – – |
| 5 | 09 0416 90 05 | **112-2579●** | 19.50 | 18.94 | 18.36 | 17.27 | – – |
| 7 | 09 0424 90 07. | **659-010** | 23.73 | 23.05 | 22.34 | 21.03 | – – |
| 7 | 09 0424 90 07 | **112-2580●** | 23.73 | 23.05 | 22.34 | 21.03 | – – |
| 8 | 09 0428 90 08. | **659-022** | 24.94 | 24.17 | 23.47 | 22.05 | – – |
| 8 | 09 0428 90 08 | **112-2581●** | 24.94 | 24.17 | 23.47 | 22.05 | – – |
| **Protective Cap** | | | | | | | |
| Panel Plug | | | | | | | |
| | 08-0351-00-01. | **307-4201** | 7.44 | 7.17 | 6.96 | – – | – – |
| Panel Socket | | | | | | | |
| | 08-0352-00-01. | **307-4213** | 6.56 | 6.28 | 6.11 | – – | – – |

## Minature Circular Series 423/723

**EMC Shielding 360°**

- Lightweight metal con–nectors, series 423
- Panel plug front mount ing, series 723
- Integral cable clamp (∅4-6mm)
- EMC shielding 360°
- Solder buckets
- Sealing to **IP67**, when mated

| | | | |
|---|---|---|---|
| Current rating | 5A (2-8 ways), 3A (12 ways) | Contact resistance | ≤3mΩ |
| Voltage rating | 250V ac (VDE standard 0110) | Insulation resistance | <$10^{13}$Ω |
| Housing | Brass, nickel finish | Insulator | PETP gv |
| Crimp contacts | Phosphor bronze, tin plated | Contact socket | CuSn, 4µm Ag |
| Temperature range | -40°C to +85°C | Contact pin | CuZn, 4µm Ag |

227269

| No. of ways | Mftrs. List No. | Order Code | Price Each 1+ | 50+ | 100+ | 500+ |
|---|---|---|---|---|---|---|
| **Free Plug - Series 423** | | | | | | |
| 2 | 99 5101 15 02. | **330-2763** | 21.83 | 16.79 | 14.54 | 13.61 |
| 2 | 99 5101 15 02 | **112-2419●** | 21.83 | 16.79 | 14.54 | 13.61 |
| 3 | 99 5105 15 03. | **330-2775** | 22.20 | 17.08 | 14.83 | 13.90 |
| 3 | 99 5105 15 03 | **112-2420●** | 22.20 | 17.08 | 14.83 | 13.90 |
| 4 | 99 5109 15 04. | **330-2787** | 22.50 | 17.30 | 15.45 | – – |
| 4 | 99 5109 15 04 | **112-2421●** | 22.50 | 17.30 | 15.45 | – – |
| 5 | 99 5113 15 05. | **330-2799** | 23.14 | 17.78 | 15.91 | – – |
| 5 | 99 5113 15 05 | **112-2422●** | 23.14 | 17.78 | 15.91 | – – |
| 8 | 99 5171 15 08. | **330-2817** | 25.67 | 19.77 | 17.14 | 16.05 |
| 8 | 99 5171 15 08 | **112-2424●** | 25.67 | 19.77 | 17.14 | 16.05 |
| 12 | 99 5129 15 12. | **330-2829** | 29.41 | 22.60 | 19.58 | 18.36 |
| 12 | 99 5129 15 12 | **112-2426●** | 29.41 | 22.60 | 19.58 | 18.36 |
| **Free Socket - Series 423** | | | | | | |
| 2 | 99 5102 15 02. | **330-2842** | 21.26 | 16.70 | 14.42 | – – |
| 2 | 99 5102 15 02 | **112-2427●** | 21.26 | 16.70 | 14.42 | – – |
| 3 | 99 5106 15 03. | **330-2854** | 23.02 | 17.69 | 14.83 | 14.36 |
| 3 | 99 5106 15 03 | **112-2428●** | 23.02 | 17.69 | 14.83 | 14.36 |
| 4 | 99 5110 15 04. | **330-2866** | 23.30 | 17.91 | 15.54 | 14.54 |
| 4 | 99 5110 15 04 | **112-2429●** | 23.30 | 17.91 | 15.54 | 14.54 |
| 5 | 99 5114 15 05. | **330-2878** | 23.98 | 18.43 | 16.47 | – – |
| 5 | 99 5114 15 05 | **112-2430●** | 23.98 | 18.43 | 16.47 | – – |
| 8 | 99 5172 15 08. | **330-2891** | 26.44 | 20.32 | 17.62 | 16.53 |
| 8 | 99 5172 15 08 | **112-2431●** | 26.44 | 20.32 | 17.62 | 16.53 |



RoHS ● Compliant ▲ Non-compliant ‡ Limited stock - RoHS replacement available

| No. of ways | Mftrs. List No. | Order Code | Price Each 1+ | 50+ | 100+ | 500+ |
|---|---|---|---|---|---|---|
| **Free Socket - Series 423** | | | | | | |
| 12 | 99 5130 15 12. | **330-2908** | 30.44 | 23.40 | 20.29 | 19.04 |
| 12 | 99 5130 15 12 | **112-2432●** | 30.44 | 23.40 | 20.29 | 19.04 |
| Cap | 08 1078 000 000. | **330-2910** | 6.11 | 4.69 | 4.24 | – – |
| Cap | 08 1078 000 000 | **112-2433●** | 6.11 | 4.69 | 4.24 | – – |
| **Male Receptacle- Front Mount 723** | | | | | | |
| 2 | 09 0103 00 02. | **330-2921** | 11.78 | 9.05 | 8.07 | – – |
| 2 | 09 0103 00 02 | **112-2434●** | 11.78 | 9.05 | 8.07 | – – |
| 3 | 09 0107 00 03. | **330-2933** | 11.59 | 8.92 | 7.70 | 7.25 |
| 3 | 09 0107 00 03 | **112-2436●** | 11.59 | 8.92 | 7.70 | 7.25 |
| 4 | 09 0111 00 04. | **330-2945** | 12.39 | 9.50 | 8.25 | 7.74 |
| 4 | 09 0111 00 04 | **112-2437●** | 12.39 | 9.50 | 8.25 | 7.74 |
| 8 | 09 0173 00 08. | **330-2970** | 15.15 | 11.65 | 10.11 | 9.47 |
| 8 | 09 0173 00 08 | **112-2438●** | 15.15 | 11.65 | 10.11 | 9.47 |
| 12 | 09 0131 00 12. | **330-2982** | 22.92 | 17.62 | 15.73 | – – |
| 12 | 09 0131 00 12 | **112-2439●** | 22.92 | 17.62 | 15.73 | – – |
| Cap | 08 1079 000 000. | **330-2994** | 5.86 | 4.50 | 4.06 | – – |
| Cap | 08 1079 000 000 | **112-2440●** | 5.86 | 4.50 | 4.06 | – – |
| **Female Receptacle- Front Mount 723** | | | | | | |
| 2 | 09 0104 00 02. | **330-3007** | 11.59 | 9.08 | 7.88 | 7.39 |
| 2 | 09 0104 00 02 | **112-2441●** | 11.59 | 9.08 | 7.88 | 7.39 |
| 3 | 09 0108 00 03. | **330-3019** | 12.79 | 9.82 | 8.51 | 7.99 |
| 3 | 09 0108 00 03 | **112-2442●** | 12.79 | 9.82 | 8.51 | 7.99 |
| 4 | 09 0112 00 04. | **330-3020** | 13.18 | 10.14 | 8.83 | 8.25 |
| 4 | 09 0112 00 04 | **112-2443●** | 13.18 | 10.14 | 8.83 | 8.25 |
| 5 | 09 0116 00 05. | **330-3032** | 13.39 | 10.27 | 9.17 | – – |
| 5 | 09 0116 00 05 | **112-2444●** | 13.39 | 10.27 | 9.17 | – – |
| 8 | 09 0174 00 08. | **330-3056** | 16.60 | 12.74 | 11.04 | 10.85 |
| 8 | 09 0174 00 08 | **112-2445●** | 16.60 | 12.74 | 11.04 | 10.85 |
| 12 | 09 0132 00 12. | **330-3068** | 25.39 | 19.52 | 17.43 | – – |
| 12 | 09 0132 00 12 | **112-2446●** | 25.39 | 19.52 | 17.43 | – – |
| Cap | 08 1080 000 000. | **330-3070** | 5.07 | 3.91 | 3.50 | – – |
| Cap | 08 1080 000 000 | **112-2448●** | 5.07 | 3.91 | 3.50 | – – |

## C091D Series Metal Circular

Amphenol

- Precision construction metal circular connectors
- Screw locking
- Internal metal strain relief
- Silver and gold plated contacts
- Complete EMI shielding when fully mated and locked
- Sealed to **IP67**
- **UL** Recognised

| | | | |
|---|---|---|---|
| Voltage rating | 250V ac (3 to 6 way)<br>60V ac (7 to 12 way) | Insulation resistance | $10^{12}\Omega$ |
| | | Mating cycles | > |
| Current rating | 5A (3 to 8 way)<br>3A (12 way) | Operating temperature | -40°C to 85°C |
| | | Protection | IPIP67 |
| Contact plating | Silver (3 to 8 way)<br>Gold (12 way) | Wire conductor size (max) | 0.5mm² (20 AWG), 3 to 8 way<br>0.25mm² (24 AWG), 12 way |
| Contact resistance | <5mΩ | | |

231148

| No.of Ways | Mftrs. List No. | Order Code | Price Each 1+ | 10+ | 25+ | 50+ |
|---|---|---|---|---|---|---|
| **Free Plug** | | | | | | |
| 3 | C091 31H003 1002 | **112-3524●** | 27.81 | 25.03 | 23.64 | 22.25 |
| 4 | C091 31H004 1002 | **112-3525●** | 28.00 | 25.20 | 23.80 | 22.40 |
| 5 | C091 31H005 1002 | **118-0961●** | 34.48 | 31.04 | 29.30 | 27.59 |
| 6 | C091 31H006 1002 | **112-3526●** | 28.68 | 25.81 | 24.37 | 22.94 |
| 7 | C091 31H007 1002 | **112-3527●** | 28.86 | 25.97 | 24.53 | 23.09 |
| 8 | C091 31H008 1002 | **112-3528●** | 29.36 | 26.42 | 24.95 | 23.48 |
| 12 | C091 31H012 2002 | **112-3529●** | 38.25 | 34.43 | 32.52 | 30.60 |
| **Free Socket** | | | | | | |
| 3 | C091 31D003 1002 | **112-3530●** | 23.24 | 20.91 | 19.75 | 18.59 |
| 4 | C091 31D004 1002 | **112-3532●** | 23.05 | 20.75 | 19.59 | 18.44 |
| 5 | C091 31D005 1002 | **112-3534●** | 24.78 | 22.30 | 21.06 | 19.83 |
| 6 | C091 31D006 1002 | **112-3535●** | 25.77 | 23.19 | 21.91 | 20.62 |
| 7 | C091 31D007 1002 | **112-3537●** | 26.70 | 24.03 | 22.69 | 21.36 |
| 8 | C091 31D008 1002 | **112-3538●** | 28.30 | 25.47 | 24.06 | 22.64 |
| 12 | C091 31D012 2002 | **112-3539●** | 40.29 | 36.26 | 34.25 | 32.23 |
| **Panel Plug** | | | | | | |
| 3 | C091 31W003 1002 | **112-3540●** | 13.57 | 12.21 | 11.54 | 10.86 |
| 4 | C091 31W004 1002 | **112-3541●** | 13.87 | 12.48 | 11.79 | 11.09 |
| 5 | C091 31W005 1002 | **112-3542●** | 18.47 | 16.62 | 15.70 | 14.77 |
| 6 | C091 31W006 1002 | **112-3544●** | 14.61 | 13.15 | 12.42 | 11.69 |
| 7 | C091 31W007 1002 | **112-3545●** | 14.91 | 13.42 | 12.67 | 11.92 |
| 8 | C091 31W008 1002 | **112-3546●** | 15.50 | 13.95 | 13.17 | 12.40 |
| 12 | C091 31W012 2002 | **112-3547●** | 30.26 | 27.23 | 25.72 | 24.21 |
| **Panel Socket** | | | | | | |
| 3 | C091 31N003 1002 | **112-3548●** | 12.61 | 11.35 | 10.72 | 10.09 |
| 4 | C091 31N004 1002 | **112-3549●** | 13.05 | 11.75 | 11.09 | 10.44 |
| 5 | C091 31N005 1002 | **112-3552●** | 13.35 | 12.01 | 11.35 | 10.68 |
| 6 | C091 31N006 1002 | **112-3553●** | 13.65 | 12.28 | 11.60 | 10.92 |
| 7 | C091 31N007 1002 | **112-3556●** | 14.91 | 13.42 | 12.67 | 11.92 |
| 8 | C091 31N008 1002 | **112-3557●** | 18.54 | 16.69 | 15.76 | 14.83 |
| 12 | C091 31N012 2002 | **112-3558●** | 28.11 | 25.30 | 23.89 | 22.49 |

| No.of Ways | Mftrs. List No. | Order Code | Price Each 1+ | 10+ | 25+ | 50+ |
|---|---|---|---|---|---|---|
| **Protective Cap** | | | | | | |
| Free Plug | C091-00U000-120-2 | **850-0380●** | 11.62 | 10.88 | 10.35 | – – |
| Free Socket | C091-00V000-120-2 | **850-0398●** | 11.62 | 10.88 | 10.35 | – – |
| **Spanner Wrench** | | | | | | |
| Panel Mount | | **379-1518** | 18.54 | 16.86 | 16.26 | 15.45 |
| Cable Mount | | **379-1520** | 21.45 | 19.50 | 18.81 | 17.88 |

## Econseal E

tyco / Electronics / AMP

- Suitable for use in hazardous environmental conditions
- **IP64** according to **DIN40050**
- Available in 2 and 3 position version
- Truncated cone at the wire side of the housing aids the fitting of heatshrink or rubber boot

| | |
|---|---|
| Housings | PA 6.6 GF13 |
| Contacts | Brass, Pre-tin plated |

209277

| No. of ways | Insulation Dia. | Mftrs. List No. | Order Code | Price Each 1+ | 50+ | 100+ |
|---|---|---|---|---|---|---|
| **Plugs** | | | | | | |
| 2 | 2.3-3.0mm | 826883-1 | **359-440** | 1.93 | 1.68 | 1.62 |
| 2 | 1.3-3.0mm | 826883-2 | **359-488●** | 1.72 | 1.50 | 1.44 |
| 3 | 2.3-3.0mm | 826885-2 | **359-518●†** | 2.61 | 2.31 | 2.25 |
| 3 | 1.3-2.3mm | 826885-8 | **359-543●** | 1.93 | 1.71 | 1.65 |
| **Sockets** | | | | | | |
| 2 | 2.3-3.0mm | 826884-3 | **359-490●†** | 2.75 | 2.43 | 2.34 |
| 2 | 1.3-3.0mm | 826884-2 | **359-506●†** | 2.31 | 2.07 | 1.98 |
| 3 | 2.3-3.0mm | 826886-4 | **359-579●†** | 3.12 | 2.79 | 2.67 |
| 3 | 1.3-2.3mm | 826886-7 | **359-592●** | 2.71 | 2.40 | 2.31 |
| **Contacts** | | | | **1+** | **500+** | **1K+** |
| **Pins** | | | | | | |
| 0.5-1mm² wire | | 926981-2 | **359-622●** | 0.25 | 0.22 | 0.19 |
| 1-2.5mm² wire | | 926983-2 | **359-634●** | 0.25 | 0.22 | 0.19 |
| **Sockets** | | | | | | |
| 0.5-1mm² wire | | 827396-2 | **359-683●** | 0.25 | 0.22 | 0.19 |
| 1-2mm² wire | | 827397-2 | **359-774●** | 0.25 | 0.22 | 0.19 |
| | | | | | **1+** | |
| **Hand crimp Tool** | | 825582-2 | **359-798** | | 217.54 | |
| **Extraction Tool** | | 539972-1 | **990-9125** | | 76.53 | |

# Push/Pull Connectors

## Circular Connectors with Push-Pull Locking Series 02; IP50 / IP68

lumberg

Scheme - IP 50 Version



Scheme - IP 68 Version

**Push-pull locking Mechanism:**
- Quick and easy mating and locking
- Even in locations difficult to reach

- Safe connection
- 3 sizes, up to 27 poles
- For signal and load currents up to 22A

| | Plug | Chassis socket |
|---|---|---|
| **Temperature range:** | -40°C to +120°C | -40°C to +120°C |
| **Materials:** | | |
| Body: | PBT, UL94-V0 | |
| Contacts - Pin: | CuSn/CuZn, Pre Nickled and Gold plated. | |
| Contacts - Socket: | - | CuSn/CuZn, Pre Nickled and Gold plated |
| Sleeve: | PEI GF, UL94-V0 | - |
| Housing: | PEI GF, UL94-V0 | |
| Tensioning nut: | PEI GF, UL94-V0 | - |
| Sealing (IP68 Version): | TPE | |
| Collet: | PES, UL94-V0 | - |
| **Electrical:** | | |
| Material Group: | IIIa (CTI ≥250), body only | |
| Insulation resistance: | $\geq 10^{9}\Omega$ | |
| **Approvals:** | VDE, UL (in preparation) | |

337890



Prices are in Singapore Dollars and exclusive of GST.
Due to the volatile nature of certain products, prices are subject to change without notice.

## Push-Pull Plugs/Chassis Sockets, IP68

lumberg

**Panel Mount, Size 3, With Solder Terminals**

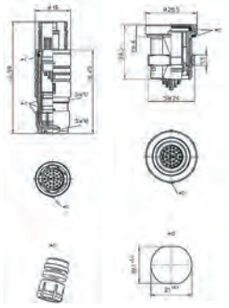

★a: collets to be ordered separately
★b: mating direction marking
★c: seal

★a: port
★b: mating direction marking
★c: seal

Order collets seperately
mates with chassis sockets 0233
Protection IP68 in locked position, only.

| Plugs, Size 3, IP68 | | | | | | |
|---|---|---|---|---|---|---|
| Type | poles | contact-ø | wire section | rated-current | rated-voltage | order-code |
| | | mm | AWG/mm | A | V | |
| 4230164. | 18 | 0.9 | 22/0.38 | 10 | 32 | 423-0164 |
| 4230176. | 22 | 0.7 | 22/0.38 | 4 | 32 | 423-0176 |
| 4230188. | 24 | 0.7 | 22/0.38 | 4 | 160 | 423-0188 |

| Collets for plugs 0226, IP68 | | |
|---|---|---|
| Mftrs List No. | Cable-ø mm | Order-Code |
| 4230218. | 4.5 - 5.0 | 423-0218 |
| 0293 Z105 | 10.0 - 10.5 | 423-0681 |

| Chassis Sockets IP68, Size 3 Front panel Mount | | | | | | | |
|---|---|---|---|---|---|---|---|
| Type | poles | mate/unmate force | contact-ø | wire-section | rated-current | rated-voltage | order-code |
| | | N | mm | AWG/mm | A | V | |
| 4230358. | 18 | 1.1/0.8 | 0.9 | 22/0.38 | 10 | 32 | 423-0358 |
| 4230360. | 22 | 0.3/0.3 | 0.7 | 22/0.38 | 4 | 32 | 423-0360 |
| 4230371. | 24 | 0.3/0.3 | 0.7 | 22/0.38 | 4 | 160 | 423-0371 |

337896

| Mftrs List Number | Order-Code | Price Each 1+ | 10+ | 50+ |
|---|---|---|---|---|
| **Plugs** | | | | |
| 4230164. | **423-0164** | 58.30 | 54.98 | 51.72 |
| 4230176. | **423-0176** | 59.46 | 56.13 | 52.75 |
| 4230188. | **423-0188** | 61.21 | 57.75 | 54.31 |
| **Collets** | | | | |
| 4230218. | **423-0218** | 7.37 | 6.93 | 6.52 |
| 0293 Z105 | **423-0681** | 7.37 | 6.93 | 6.52 |
| **Chassis Sockets** | | | | |
| 4230358. | **423-0358** | 73.73 | 69.59 | 65.46 |
| 4230360. | **423-0360** | 53.81 | 50.78 | 47.43 |
| 4230371. | **423-0371** | 61.15 | 57.68 | 54.25 |

## Push-Pull Self Latching Connectors

LEMO

A range of precision engineered high quality connectors incorporating the Lemo Self Latching system.

The self latching system offers quick and easy connector mating and unmating, provides security against vibration, shock or cable pull and allows operation in limited spaces.

- The system allows the connector to be mated by simply pushing the plug axially into the socket
- Once latched the connection cannot be broken by pulling on the cable or connector
- When required the connector is disengaged by a single axial pull on the release sleeve

234371

## Lemo FF Series

LEMO



- Ultra small size only 8.5mm diameter
- Excellent performance in very harsh environments
- Lightweight and compact design ideal in applications where weight and size are critical
- Push/pull mating system ensures a fast, reliable connection
- Sealed to **IP67** when mated
- Crimp contacts sold separately to connector bodies

| | 3 Way | 4 Way |
|---|---|---|
| Current Rating | 3A | 2A |
| Test Voltage (contact to contact) | 1.35 kV rms | 1.05 kV rms |
| Test Voltage (contact to shell) | 1.10 kV rms | 1.05 kV rms |
| Contact Resistance (1000 cycles) | 8.7mΩ | 8.7mΩ |
| Insulation Resistance | $10^{10}$Ω | $10^{10}$Ω |

| Materials: | | | |
|---|---|---|---|
| Body | Avional, nickel plated | In-Line Plug/Socket | Crimp |
| Pin Contacts | Brass, gold plated | Panel Socket | Solder |
| Socket Contacts | Bronze , gold plated | Wire size | 32-28 AWG, 0.035-0.09mm$^2$ |
| Termination | | Insulation Material | PEEK |
| | | Temperature Range | -15°C to +200°C |

Mftrs. List Nos.

FGN.FF.303.YLC=838-7974
FGN.FF.304.YLC=838-7990
PHN.FF.303.XLM=838-8024
PHN.FF.304.XLM=838-8032
ECN.FF.303.XLM=838-8008
ECN.FF.304.XLM=838-8016
HEN.FF.303.XLNP=838-8059
HEN.FF.304.XLNP=838-8067
FGG.00.554.04C=838-8075
EGG.00.654.04M=838-8083

381813/406549

| No. of Ways | Order Code | Price Each 5+ | 10+ | 50+ | 100+ |
|---|---|---|---|---|---|
| **FF In-Line Plugs- Crimp Termination** | | | | | |
| 3 | **838-7974▲** | 79.08 | 71.88 | 65.88 | 63.75 | 61.77 |
| 4 | **838-7990▲** | 80.55 | 73.23 | 67.14 | 64.95 | 62.94 |
| **FF In-Line Sockets- Crimp Termination** | | | | | |
| 3 | **838-8024▲** | 41.10 | 37.38 | 34.23 | 33.15 | 32.10 |
| 4 | **838-8032▲** | 42.60 | 38.73 | 35.49 | 34.35 | 33.27 |
| **FF Panel Sockets- Crimp Termination** | | | | | |
| 3 | **838-8008▲** | 38.73 | 35.19 | 32.28 | 31.23 | 30.27 |
| 4 | **838-8016▲** | 40.50 | 36.84 | 33.75 | 32.64 | 31.65 |
| **FF Panel Sockets- PCB Termination** (contacts included) | | | | | |
| 3 | **838-8059▲** | 51.18 | 46.53 | 42.63 | 41.28 | 39.99 |
| 4 | **838-8067▲** | 53.88 | 48.99 | 44.88 | 43.44 | 42.09 |
| **Plug Crimp Contacts (4 per Pack)** | | | | | |
| | **838-8075●** | 5.85 | 5.34 | 4.89 | 4.74 | 4.56 |
| **Socket Crimp Contacts (4 per Pack)** | | | | | |
| | **838-8083●** | 7.68 | 6.99 | 6.39 | 6.18 | 6.00 |

## Lemo FF Series Accessories

LEMO

- Caps maintain connectors IP rating when unmated
- Strain reliefs for use with in-line plugs and sockets

381979/406551

| Mftrs. List No. | Order Code | Price Each 1+ | 5+ | 10+ | 50+ | 100+ |
|---|---|---|---|---|---|---|
| **In-Line Plug Cap** | | | | | | |
| BFG.FF.100.XAZ | **838-8148▲** | 28.23 | 25.68 | 23.52 | 22.77 | 22.05 |
| **In-Line Socket Cap** | | | | | | |
| BRF.FF.200.YAV | **838-8164▲** | 75.27 | 68.46 | 62.73 | 60.72 | 58.83 |
| **Panel Socket Cap** | | | | | | |
| BRE.FF.200.YAV | **838-8156▲** | 75.27 | 68.46 | 62.73 | 60.72 | 58.83 |
| **Straight Heatshrink Strain Relief** | | | | | | |
| GMA.10.290.DN | **838-8121●** | 32.34 | 29.40 | 26.97 | 26.10 | 25.26 |
| **Elbow Heatshrink Strain Relief** | | | | | | |
| GHA.10.210.DN | **838-8130●** | 32.34 | 29.40 | 26.97 | 26.10 | 25.26 |
| **Crimp Tool** | | | | | | |
| MH860 | **105-992** | 970.72 | – – | – – | – – | – – |
| **Male Crimp Positioner** | | | | | | |
| DCE.91.050.0VC | **838-8091** | 178.89 | 162.66 | 149.07 | 144.30 | 139.80 |
| **Female Crimp Positioner** | | | | | | |
| DCE.91.050.0VM | **838-8105** | 178.89 | 162.66 | 149.07 | 144.30 | 139.80 |
| **Crimp Extraction Tool** | | | | | | |
| DCF.91.050.2LT | **838-8113** | 105.84 | 96.24 | 88.23 | 85.38 | 82.71 |



RoHS ● Compliant ▲ Non-compliant ‡ Limited stock - RoHS replacement available



C = CYAN M = Magenta Y = Yellow B = Black/SING

## Lemo 00 Series

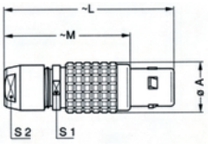


Straight Cable Plug L=28.5mm M=20.5mm A=6.4mm S1=5.5mm S2=5.0mm

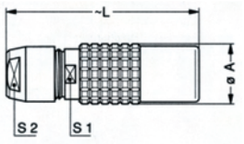


Straight Cable Socket L=27.0mm A=6.4mm S1=5.5mm S2=5.0mm

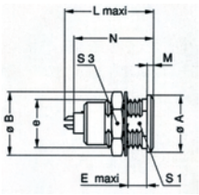


Panel Socket A=8.0mm B=10.3mm e=M7x0.5 E=5.5mm L=15.5mm M=1.0mm N=13.7mm S1=6.3mm S3=9.0mm

Mftrs. List No.
FGG.00.302.CLAD35=381-7192
FGG.00.303.CLAD35=381-7209
FGG.00.304.CLAD35=381-7210
PHG.00.302.CLLD35=381-7600
PHG.00.303.CLLD35=381-7611
PHG.00.304.CLLD35=381-7623
EGG.00.302.CLL=381-7040
EGG.00.303.CLL=381-7052
EGG.00.304.CLL=381-7064

The Lemo 00 Series are miniature, solder terminated multipole connectors. Cable plugs (FGG) mate with cable sockets (PHG) and panel sockets (EGG).Colour coded strain relief boots are available separately.

| | 2 Way | 3 Way | 4 Way |
|---|---|---|---|
| Current Rating | 5A | 3A | 2A |
| Test Voltage (contact to contact) | 1.0 kV rms | 0.8 kV rms | 0.8 kV rms |
| Operating Voltage | 350V | 260V | 260V |
| Contact Resistance (1000 cycles) | 7.5mΩ | 7.5mΩ | 7.5mΩ |
| Dielectric Strength | 19kV/mm | 19kV/mm | 19kV/mm |

| | | | |
|---|---|---|---|
| Mating Cycles | 5000 | Termination | Solder |
| Body Mat | Brass UNS C 38500 | Contact Dia | 0.5 |
| Body Plating | Chrome | Max Wire Size Solid | 28 AWG, 0.09mm² |
| Pin Contact Mat | Brass | Max Wire Size Stranded | 30 AWG, 0.05mm² |
| Socket Contact Mat | Bronze | Insulation Mat | PEEK |
| Contact Plating | Gold | Temperature Range | -55°C to +250°C |

232083

| No. Ways | Order Code | Price Each 1+ | 5+ | 10+ | 50+ | + |
|---|---|---|---|---|---|---|
| **00 Straight Cable Plug** | | | | | | |
| 2 | **381-7192●** | 30.06 | 28.14 | 26.46 | 22.80 | – – |
| 3 | **381-7209●** | 30.99 | 29.07 | 27.39 | 23.73 | – – |
| 4 | **381-7210●** | 33.57 | 31.41 | 29.55 | 25.47 | – – |
| **00 Straight Cable Sockets** | | | | | | |
| 2 | **381-7600●** | 29.70 | 28.44 | 26.73 | 23.07 | – – |
| 3 | **381-7611●** | 33.69 | 32.25 | 30.33 | 26.16 | – – |
| 4 | **381-7623●** | 37.50 | 35.91 | 33.75 | 29.10 | – – |
| **00 Panel Sockets** | | | | | | |
| 2 | **381-7040●** | 19.29 | 18.06 | 16.98 | 14.64 | – – |
| 3 | **381-7052●** | 24.90 | 23.31 | 21.90 | 18.87 | – – |
| 4 | **381-7064●** | 30.06 | 28.14 | 26.46 | 22.80 | – – |

## Lemo 0B Series

Type EPG

- 9.5mm diameter body
- Dense multi-contact configurations saves panel space
- Push-pull self-latching system offers ease-of use, while preventing damage to contacts
- Multiple keyways prevent accidental cross mating

Electrical Specification

| | 2 Way | 3 Way | 4 Way | 5 Way | 6 Way | 7 Way |
|---|---|---|---|---|---|---|
| Current Rating | 10A | 8A | 7A | 6.5A | 2.5A | 2.5A |
| Test Voltage, Contact-Contact (rms) | 1.30KV | 1.20KV | 0.85KV | 1.00KV | 0.85KV | 0.80KV |
| Test Voltage, Contact-Shell (rms) | 1.05KV | 0.90KV | 0.70KV | 0.70KV | 0.65KV | 0.70KV |
| Contact Resistance | 4.1mΩ | 4.1mΩ | 5.6mΩ | 5.6mΩ | 7.5mΩ | 7.5mΩ |
| Max Wire Size | 22 AWG | 22 AWG | 22 AWG | 22 AWG | 28 AWG | 28 AWG |

**0B R/A PCB Mount Panel Sockets - type EPG only**

| | 2 Way | 3 Way | 4 Way | 5 Way | 6 Way | 7 Way |
|---|---|---|---|---|---|---|
| Current Rating | 4.5A | 4.5A | 4.5A | 4.5A | 2.5A | 2.0A |
| Test Voltage, Contact-Contact (rms) | 1.45KV | 1.70KV | 1.30KV | 1.25KV | 1.25KV | 1.25KV |
| Test Voltage, Contact-Shell (rms) | 1.20KV | 1.60KV | 1.10KV | 1.20KV | 1.20KV | 1.20KV |

Mechanical Specification

| | |
|---|---|
| Mating Cycles | 5000 |
| Materials: | |
| Body | Brass, Nickel Plated |
| Pin Contact | Brass, Gold Plated |
| Socket Contact | Bronze, Gold Plated |
| Insulation | PEEK |
| Temperature Range | -55°C to +250°C |

Mftrs. List Nos.

FGG.0B.302.CLAD52Z=381-7222
FGG.0B.303.CLAD52Z=381-7234
FGG.0B.304.CLAD52Z=381-7246
FGG.0B.305.CLAD52Z=381-7258
FGG.0B.306.CLAD52Z=381-7260
FGG.0B.307.CLAD52Z=381-7271
PHG.0B.302.CLLD52Z=381-7635
PHG.0B.303.CLLD52Z=381-7647
PHG.0B.305.CLLD52Z=381-7660
PHG.0B.306.CLLD52Z=381-7672
PHG.0B.307.CLLD52Z=381-7684
EGG.0B.302.CLL=381-7076
EGG.0B.303.CLL=381-7088
EGG.0B.304.CLL=381-7090
EGG.0B.305.CLL=381-7106
EGG.0B.306.CLL=381-7118
EGG.0B.307.CLL=381-7120
ECG.0B.302.CLV.=381-6977
ECG.0B.303.CLV.=381-6989
ECG.0B.304.CLV.=381-6990
ECG.0B.305.CLV.=381-7003
EPG.0B.302.HLN=431-5250
EPG.0B.303.HLN=431-5261
EPG.0B.304.HLN=431-5273
EPG.0B.305.HLN=431-5285
EPG.0B.306.HLN=431-5297
EPG.0B.307.HLN=431-5303
FGG.0B.731.DN=381-7283
FGG.0B.742.DN=381-7295

381817/406552

| No. of Ways | Order Code | Price Each 1+ | 5+ | 10+ | 50+ | + |
|---|---|---|---|---|---|---|
| **0B Straight Cable Plugs (collet 4.1-5.0mm)** | | | | | | |
| 2 | **381-7222●** | 31.11 | 29.10 | 27.36 | 23.58 | – – |
| 3 | **381-7234●** | 32.40 | 30.30 | 28.50 | 24.54 | – – |
| 4 | **381-7246●** | 34.29 | 32.10 | 30.18 | 26.01 | – – |
| 5 | **381-7258●** | 36.03 | 33.75 | 31.74 | 27.36 | – – |
| 6 | **381-7260●** | 37.98 | 35.55 | 33.42 | 28.80 | – – |
| 7 | **381-7271●** | 39.57 | 37.02 | 34.83 | 30.00 | – – |
| **0B Straight Cable Sockets (collet 4.1-5.0mm)** | | | | | | |
| 2 | **381-7635●** | 27.84 | 26.64 | 25.05 | 21.60 | – – |
| 3 | **381-7647●** | 29.40 | 28.14 | 26.46 | 22.80 | – – |
| 4 | **381-7659●** | 30.96 | 29.64 | 27.87 | 24.03 | – – |
| 5 | **381-7660●** | 33.54 | 32.10 | 30.18 | 26.01 | – – |
| 6 | **381-7672●** | 34.53 | 33.06 | 31.11 | 26.79 | – – |
| 7 | **381-7684●** | 36.09 | 34.56 | 32.52 | 28.02 | – – |
| **0B Panel Sockets** | | | | | | |
| 2 | **381-7076●** | 23.37 | 21.87 | 20.55 | 17.73 | – – |
| 3 | **381-7088●** | 24.54 | 22.98 | 21.63 | 18.63 | – – |
| 4 | **381-7090●** | 26.34 | 24.66 | 23.16 | 19.98 | – – |
| 5 | **381-7106●** | 28.08 | 26.31 | 24.72 | 21.30 | – – |
| 6 | **381-7118●** | 30.24 | 28.29 | 26.61 | 22.92 | – – |
| 7 | **381-7120●** | 31.44 | 29.43 | 27.66 | 23.85 | – – |
| **0B PCB 90° Panel Sockets** | | | | | | |
| 2 | **381-6977‡** | 27.42 | 24.90 | 23.58 | 20.70 | – – |
| 3 | **381-6989‡** | 30.00 | 27.24 | 25.80 | 22.62 | – – |
| 4 | **381-6990‡** | 32.40 | 29.37 | 27.84 | 24.39 | – – |
| 5 | **381-7003‡** | 36.33 | 32.94 | 31.23 | 27.39 | – – |
| **0B RA PCB Mount Panel Sockets - Type EPG** | | | | | | |
| 2 | **431-5250●** | 38.28 | 36.93 | 35.70 | 33.42 | – – |
| 3 | **431-5261●** | 44.52 | 42.96 | 41.52 | 38.88 | – – |
| 4 | **431-5273●** | 49.23 | 47.52 | 45.90 | 42.99 | – – |
| 5 | **431-5285●** | 54.15 | 52.26 | 50.52 | 47.31 | – – |
| 6 | **431-5297●** | 60.03 | 57.90 | 55.95 | 52.38 | – – |
| 7 | **431-5303●** | 65.67 | 63.39 | 61.26 | 57.36 | – – |
| **0B Collets** | | | | | | |
| **Size(mm)** | | | | | | |
| 2.6-3.0 | **381-7283●** | 3.06 | 2.70 | 2.55 | 2.34 | – – |
| 3.1-4.0 | **381-7295●** | 3.06 | 2.70 | 2.55 | 2.34 | – – |

## Lemo 0K Series

- 9.5mm diameter body
- Enviromentally sealed versions of 0B series
- Electrical and mechanical specification identical to 0B series
- **IP66** rating when mated (**IP68** with potting of rear termination)



Prices are in Singapore Dollars and exclusive of GST.
Due to the volatile nature of certain products, prices are subject to change without notice.

Temperature Range- IP66 connectors -50°C to +200°C
Temperature Range- IP 68 connectors -20°C to +80°C

Mftrs. List Nos.

FGG.0K.302.CLAC45Z=838-7036 PHG.0K.305.CLLC45Z=838-7109 EGG.0K.304.CLL=838-7460
FGG.0K.303.CLAC45Z=838-7044 HGG.0K.302.CLLP=838-7117 EGG.0K.305.CLL=838-7478
FGG.0K.304.CLAC45Z=838-7052 HGG.0K.303.CLLP=838-7133 FFA.0E.725.CNS=838-7176
FGG.0K.305.CLAC45Z=838-7060 HGG.0K.304.CLLP=838-7141 FFA.0E.730.CNS=838-7184
PHG.0K.302.CLLC45Z=838-7079 HGG.0K.305.CLLP=838-7150 FFA.0E.735.CNS=838-7192
PHG.0K.303.CLLC45Z=838-7087 EGG.0K.302.CLL=838-7435 FFA.0E.740.CNS=838-7206
PHG.0K.304.CLLC45Z=838-7095 EGG.0K.303.CLL=838-7443 FFA.0E.750.CNS=838-7214

381818/406553

| No. of Ways | Order Code | Price Each 1+ | 5+ | 10+ | 50+ | 100+ |
|---|---|---|---|---|---|---|
| **0K Straight Cable Plugs- IP66 (collet 4.1-4.5 mm)** | | | | | | |
| 2 | **838-7036●** | 40.68 | 38.97 | 36.63 | 33.30 | 31.56 |
| 3 | **838-7044●** | 42.09 | 40.29 | 37.89 | 34.44 | 32.64 |
| 4 | **838-7052●** | 43.86 | 42.00 | 39.48 | 35.91 | 34.02 |
| 5 | **838-7060●** | 45.54 | 43.62 | 41.01 | 37.29 | 35.34 |
| **0K Straight Cable Sockets- IP66 (collet 4.1-4.5 mm)** | | | | | | |
| 2 | **838-7079●** | 39.00 | 37.32 | 35.07 | 31.89 | 30.24 |
| 3 | **838-7087●** | 41.04 | 39.30 | 36.96 | 33.57 | 31.86 |
| 4 | **838-7095●** | 42.30 | 40.50 | 38.07 | 34.59 | 32.82 |
| 5 | **838-7109●** | 43.11 | 41.28 | 38.82 | 35.28 | 33.45 |
| **0K Panel Sockets- IP66** | | | | | | |
| 2 | **838-7435●** | 33.06 | 31.68 | 29.76 | 27.09 | 25.68 |
| 3 | **838-7443●** | 34.26 | 32.79 | 30.84 | 28.05 | 26.61 |
| 4 | **838-7460●** | 35.49 | 33.99 | 31.95 | 29.07 | 27.57 |
| 5 | **838-7478●** | 36.87 | 35.28 | 33.18 | 30.15 | 28.62 |
| **0K Potted Panel Sockets- IP68** | | | | | | |
| 2 | **838-7117●** | 51.69 | 49.50 | 46.53 | 42.27 | 40.11 |
| 3 | **838-7133●** | 56.01 | 53.64 | 50.43 | 45.84 | 43.47 |
| 4 | **838-7141●** | 60.39 | 57.84 | 54.33 | 49.41 | 46.86 |
| 5 | **838-7150●** | 64.68 | 61.92 | 58.23 | 52.92 | 50.19 |
| **0K Collets** | | | | | | |
| **Size(mm)** | | | | | | |
| 2.1-2.5 | **838-7176●** | 3.48 | 3.33 | 3.12 | 2.85 | 2.70 |
| 2.6-3.0 | **838-7184●** | 3.48 | 3.33 | 3.12 | 2.85 | 2.70 |
| 3.1-3.5 | **838-7192●** | 3.48 | 3.33 | 3.12 | 2.85 | 2.70 |
| 3.6-4.0 | **838-7206●** | 3.48 | 3.33 | 3.12 | 2.85 | 2.70 |
| 4.6-5.0 | **838-7214●** | 3.48 | 3.33 | 3.12 | 2.85 | 2.70 |

## 1B Series

Type EPG

- 12mm diameter body
- Larger load capacity than 0B series connectors
- Push-pull self-latching system offers ease-of use, while preventing damage to contacts
- Multiple keyways prevent accidental cross mating

### Electrical Specification

| | 3 Way | 4 Way | 5 Way | 6 Way | 7 Way | 8 Way | 10 Way |
|---|---|---|---|---|---|---|---|
| Current Rating | 12A | 10A | 10A | 7A | 5A | 5A | 2.5A |
| Test Voltage, Contact-Contact (rms) | 1.30KV | 1.35KV | 1.25KV | 1.05KV | 0.95KV | 0.95KV | 0.90KV |
| Test Voltage, Contact-Shell (rms) | 1.55KV | 1.45KV | 1.15KV | 1.20KV | 1.05KV | 1.15KV | 1.50KV |
| Contact Resistance | 2.8mΩ | 4.1mΩ | 4.1mΩ | 5.6mΩ | 5.6mΩ | 5.6mΩ | 7.5mΩ |
| Max Wire Size | 20 AWG | 22 AWG | 22 AWG | 22 AWG | 22 AWG | 22 AWG | 28 AWG |

### 0B R/A PCB Mount Panel Sockets - type EPG only

| | 2 Way | 3 Way | 4 Way | 5 Way | 6 Way | 7 Way | 7 Way |
|---|---|---|---|---|---|---|---|
| Current Rating | 4.5A | 4.5A | 4.5A | 4.5A | 2.0A | 2.0A | 1.5A |
| Test Voltage, Contact-Contact (rms) | 1.60KV | 1.70KV | 1.30KV | 1.35KV | 1.45KV | 1.30KV | 1.00KV |
| Test Voltage, Contact-Shell (rms) | 1.85KV | 1.80KV | 1.55KV | 1.45KV | 1.45KV | 1.30KV | 1.00KV |

### Mechanical Specification

| | | | |
|---|---|---|---|
| Mating Cycles | 5000 | Pin Contact | Brass, Gold Plated |
| Materials: | | Socket Contact | Bronze, Gold Plated |
| Body | Brass, Nickel Plated | Insulation | PEEK |
| Temperature Range | -55°C to +250°C | | |

Mftrs. List Nos.

FGG.1B.303.CLAD62Z=381-7301 PHG.1B.308.CLLD62Z=381-7738 ECG.1B.304.CLV=926-7042
FGG.1B.304.CLAD62Z=381-7313 PHG.1B.310.CLLD62Z=381-7740 ECG.1B.306.CLV.=381-7039
FGG.1B.305.CLAD62Z=431-5212 EGG.1B.303.CLL=381-7131 ECG.1B.306.CLV=926-7050
FGG.1B.306.CLAD62Z=381-7325 EGG.1B.304.CLL=381-7143 EPG.1B.303.HLN=431-5315
FGG.1B.307.CLAD62Z=381-7337 EGG.1B.305.CLL=431-5236 EPG.1B.304.HLN=431-5327
FGG.1B.308.CLAD62Z=381-7349 EGG.1B.306.CLL=381-7155 EPG.1B.305.HLN=431-5339
FGG.1B.310.CLAD62Z=381-7350 EGG.1B.307.CLL=381-7167 EPG.1B.306.HLN=431-5340
PHG.1B.303.CLLD62Z=381-7696 EGG.1B.308.CLL=381-7179 EPG.1B.307.HLN=431-5352
PHG.1B.304.CLLD62Z=381-7702 EGG.1B.310.CLL=381-7180 EPG.1B.308.HLN=431-5364
PHG.1B.305.CLLD62Z=431-5224 ECG.1B.303.CLV.=381-7015 EPG.1B.310.HLN=431-5376
PHG.1B.306.CLLD62Z=381-7714 ECG.1B.303.CLV=926-7034 FGG.1B.742.DN=381-7362
PHG.1B.307.CLLD62Z=381-7726 ECG.1B.304.CLV.=381-7027 FGG.1B.752.DN=381-7374

381819/406555

| No. of Ways | Order Code | Price Each 1+ | 5+ | 10+ | 50+ | + |
|---|---|---|---|---|---|---|
| **1B Straight Cable Plugs (collet 5.1-6.0mm)** | | | | | | |
| 3 | **381-7301●** | 43.47 | 40.68 | 38.25 | 32.97 | – – |
| 4 | **381-7313●** | 45.06 | 42.18 | 39.66 | 34.20 | – – |
| 5 | **431-5212●** | 49.23 | 47.52 | 45.90 | 42.99 | – – |
| 6 | **381-7325●** | 49.86 | 46.68 | 43.86 | 37.80 | – – |
| 7 | **381-7337●** | 52.32 | 48.99 | 46.05 | 39.69 | – – |
| 8 | **381-7349●** | 53.19 | 49.80 | 46.80 | 40.35 | – – |
| 10 | **381-7350●** | 56.58 | 52.95 | 49.77 | 42.90 | – – |
| **1B Straight Cable Sockets (collet 5.1-6.0mm)** | | | | | | |
| 3 | **381-7696●** | 40.47 | 38.76 | 36.42 | 31.38 | – – |
| 4 | **381-7702●** | 42.48 | 40.68 | 38.25 | 32.97 | – – |
| 5 | **431-5224●** | 47.58 | 45.93 | 44.37 | 41.55 | – – |
| 6 | **381-7714●** | 47.49 | 45.48 | 42.75 | 36.84 | – – |
| 7 | **381-7726●** | 48.36 | 46.29 | 43.53 | 37.53 | – – |
| 8 | **381-7738●** | 50.61 | 48.45 | 45.54 | 39.27 | – – |
| 10 | **381-7740●** | 54.45 | 52.11 | 48.99 | 42.24 | – – |
| **1B Panel Sockets** | | | | | | |
| 3 | **381-7131●** | 33.90 | 31.74 | 29.82 | 25.71 | – – |
| 4 | **381-7143●** | 36.21 | 33.90 | 31.86 | 27.48 | – – |
| 5 | **431-5236●** | 39.60 | 38.22 | 36.90 | 34.56 | – – |
| 6 | **381-7155●** | 40.83 | 38.22 | 35.94 | 30.99 | – – |
| 7 | **381-7167●** | 42.93 | 40.20 | 37.77 | 32.58 | – – |
| 8 | **381-7179●** | 45.60 | 42.72 | 40.14 | 34.59 | – – |
| 10 | **381-7180●** | 54.06 | 50.64 | 47.58 | 41.04 | – – |
| **1B PCB 90° Panel Sockets** | | | | | | |
| 3 | **381-7015‡** | 41.58 | 37.74 | 35.76 | 31.35 | – – |
| 3 | **926-7034●** | 44.49 | 40.38 | 38.26 | 33.54 | – – |
| 4 | **381-7027‡** | 45.72 | 41.46 | 39.27 | 34.44 | – – |
| 4 | **926-7042●** | 48.92 | 44.36 | 42.02 | 36.85 | – – |
| 6 | **381-7039‡** | 50.28 | 45.60 | 43.20 | 37.92 | – – |
| 6 | **926-7050●** | 53.80 | 48.79 | 46.22 | 40.57 | – – |
| **1B RA PCB Mount Panel Sockets - Type EPG** | | | | | | |
| 3 | **431-5315●** | 57.48 | 55.44 | 53.58 | 50.16 | – – |
| 4 | **431-5327●** | 62.73 | 60.54 | 58.50 | 54.78 | – – |
| 5 | **431-5339●** | 67.53 | 65.16 | 62.94 | 58.95 | – – |
| 6 | **431-5340●** | 71.88 | 69.36 | 66.99 | 62.73 | – – |
| 7 | **431-5352●** | 76.26 | 73.56 | 71.07 | 66.54 | – – |
| 8 | **431-5364●** | 80.43 | 77.64 | 74.97 | 70.23 | – – |
| 10 | **431-5376●** | 112.65 | 108.69 | 105.00 | 98.34 | – – |
| **1B Collets** | | | | | | |
| **Size(mm)** | | | | | | |
| 3.1-4.0 | **381-7362●** | 4.41 | 3.96 | 3.81 | 3.48 | – – |
| 4.1-5.0 | **381-7374●** | 4.41 | 3.96 | 3.81 | 3.48 | – – |

## 2B Series

- 15mm diameter body
- Larger load capacity than 0B and 1B connector series
- Push-pull self-latching system offers ease-of use, while preventing damage to contacts
- Multiple keyways prevent accidental cross mating

### Electrical Specification

| | 3 Way | 4 Way | 5 Way | 6 Way | 7 Way |
|---|---|---|---|---|---|
| Current Rating | 17A | 15A | 14A | 12A | 11A |
| Test Voltage, Contact-Contact (rms) | 2.40 KV | 1.85 KV | 1.75 KV | 1.35 KV | 1.75 KV |
| Test Voltage, Contact-Shell (rms) | 1.85 KV | 1.85 KV | 1.60 KV | 1.45 KV | 1.60 KV |
| Max Wire Size | 16 AWG | 20 AWG | 20 AWG | 20 AWG | 20 AWG |

| | 8 Way | 10 Way | 12 Way | 14 Way | 19 Way |
|---|---|---|---|---|---|
| Current Rating | 10A | 8A | 7A | 6.5A | 5A |
| Test Voltage, Contact-Contact (rms) | 2.40 KV | 1.85 KV | 1.75 KV | 1.35 KV | 1.75 KV |
| Test Voltage, Contact-Shell (rms) | 1.85 KV | 1.85 KV | 1.60 KV | 1.45 KV | 1.60 KV |
| Max Wire Size | 22 AWG | 22 AWG | 22 AWG | 22 AWG | 22 AWG |

### Mechanical Specification

| | | | |
|---|---|---|---|
| Mating Cycles | 5000 | Socket Contact | Bronze, Gold Plated |
| Materials: | | Insulation | PEEK |
| Body | Brass, Chrome Plated | Temperature Range | -55°C to +250°C |
| Pin Contact | Brass, Gold Plated | | |

Mftrs. List Nos.

FGG.2B.303.CLAD92Z=838-6633 FGG.2B.319.CLAD92Z=838-6722 PHG.2B.314.CLLD92Z=838-6811
FGG.2B.304.CLAD92Z=838-6641 PHG.2B.303.CLLD92Z=838-6730 PHG.2B.319.CLLD92Z=838-6820
FGG.2B.305.CLAD92Z=838-6650 PHG.2B.304.CLLD92Z=838-6749 EGG.2B.303.CLL=838-6870
FGG.2B.306.CLAD92Z=838-6668 PHG.2B.305.CLLD92Z=838-6757 EGG.2B.304.CLL=838-6889
FGG.2B.307.CLAD92Z=838-6676 PHG.2B.306.CLLD92Z=838-6765 EGG.2B.305.CLL=838-6897
FGG.2B.308.CLAD92Z=838-6684 PHG.2B.307.CLLD92Z=838-6773 EGG.2B.306.CLL=838-6900
FGG.2B.310.CLAD92Z=838-6692 PHG.2B.308.CLLD92Z=838-6781 EGG.2B.307.CLL=838-6919
FGG.2B.312.CLAD92Z=838-6706 PHG.2B.310.CLLD92Z=838-6790 EGG.2B.308.CLL=838-6927
FGG.2B.314.CLAD92Z=838-6714 PHG.2B.312.CLLD92Z=838-6803 EGG.2B.310.CLL=838-6935



RoHS ● Compliant ▲ Non-compliant ‡ Limited stock - RoHS replacement available



C = CYAN M = Magenta Y = Yellow B = Black/SING

EGG.2B.312.CLL=838-6943
EGG.2B.314.CLL=838-6951
EGG.2B.319.CLL=838-6960
FGG.2B.752.DN=838-6838
FGG.2B.762.DN=838-6846
FGG.2B.772.DN=838-6854
FGG.2B.772.DN=838-6854

381821

| No. of Ways | Order Code | Price Each 1+ | 5+ | 10+ | 50+ | 100+ |
|---|---|---|---|---|---|---|
| **2B Straight Cable Plugs (collet 5.1-6.0mm)** | | | | | | |
| 3 | **838-6633●** | 50.85 | 47.91 | 46.65 | 45.84 | 43.62 |
| 4 | **838-6641●** | 52.32 | 50.46 | 48.75 | 47.10 | 45.57 |
| 5 | **838-6650●** | 54.45 | 52.68 | 51.30 | 49.05 | 46.92 |
| 6 | **838-6668●** | 56.16 | 55.17 | 53.25 | 50.58 | 48.18 |
| 7 | **838-6676●** | 58.38 | 57.24 | 54.81 | 52.50 | 50.22 |
| 8 | **838-6684●** | 61.23 | 59.04 | 57.51 | 55.08 | 52.47 |
| 10 | **838-6692●** | 69.54 | 67.71 | 65.40 | 62.58 | 59.61 |
| 12 | **838-6706●** | 71.25 | 68.70 | 66.63 | 64.68 | 61.80 |
| 14 | **838-6714●** | 73.05 | 72.15 | 68.61 | 65.58 | 62.52 |
| 19 | **838-6722●** | 100.50 | 97.95 | 94.44 | 90.42 | 85.92 |
| **2B Straight Cable Sockets (collet 5.1-6.0mm)** | | | | | | |
| 3 | **838-6730●** | 45.42 | 43.80 | 42.66 | 40.89 | 38.97 |
| 4 | **838-6749●** | 47.10 | 45.39 | 44.22 | 42.36 | 40.35 |
| 5 | **838-6757●** | 49.74 | 47.97 | 46.71 | 44.73 | 42.63 |
| 6 | **838-6765●** | 52.23 | 50.37 | 49.05 | 47.01 | 44.76 |
| 7 | **838-6773●** | 54.60 | 52.65 | 51.27 | 49.14 | 46.80 |
| 8 | **838-6781●** | 57.00 | 54.93 | 53.49 | 51.27 | 48.84 |
| 10 | **838-6790●** | 61.95 | 59.73 | 58.17 | 55.74 | 53.10 |
| 12 | **838-6803●** | 67.26 | 64.83 | 63.15 | 60.54 | 57.66 |
| 14 | **838-6811●** | 73.08 | 70.47 | 68.64 | 65.76 | 62.64 |
| 19 | **838-6820●** | 85.68 | 82.62 | 80.49 | 77.10 | 73.44 |
| **2B Panel Sockets** | | | | | | |
| 3 | **838-6870●** | 43.08 | 42.27 | 40.05 | 36.12 | 35.13 |
| 4 | **838-6889●** | 44.67 | 43.71 | 41.58 | 37.71 | 36.15 |
| 5 | **838-6897●** | 47.82 | 46.20 | 42.42 | 40.02 | 38.97 |
| 6 | **838-6900●** | 53.82 | 51.93 | 48.78 | 45.18 | 43.71 |
| 7 | **838-6919●** | 58.68 | 57.33 | 54.75 | 49.35 | 48.15 |
| 8 | **838-6927●** | 59.43 | 57.63 | 55.11 | 49.77 | 48.30 |
| 10 | **838-6935●** | 59.88 | 57.93 | 55.65 | 50.25 | 48.45 |
| 12 | **838-6943●** | 64.86 | 62.85 | 58.86 | 53.82 | 51.78 |
| 14 | **838-6951●** | 68.31 | 66.90 | 63.24 | 57.21 | 54.75 |
| 19 | **838-6960●** | 82.47 | 80.19 | 76.62 | 69.24 | 67.89 |
| **2B Collets** | | | | | | |
| **Size(mm)** | | | | | | |
| 4.1-5 | **838-6838●** | 7.92 | 7.68 | 7.35 | 7.02 | 6.69 |
| 5.1-6 | **838-6846●** | 7.92 | 7.68 | 7.35 | 7.02 | 6.69 |
| 6.1-7 | **838-6854●** | 7.92 | 7.68 | 7.35 | 7.02 | 6.69 |
| 7.1-8 | **838-6862●** | 7.92 | 7.68 | 7.35 | 7.02 | 6.69 |

## Lemo Strain Relief Boots



● For sizes 00,0B,0K,1B,1K and 2B

381841/406557

| Mftrs. List No. | Cable Diameter (mm) | Order Code | Price Each 1+ | 5+ | 10+ | 50+ | 100+ |
|---|---|---|---|---|---|---|---|
| **Black Boots, For 0B/0K Series** | | | | | | | |
| GMA.0B.025.DN | 2.5-2.9 | **381-7386●** | 3.60 | 3.24 | 3.12 | 2.85 | – – |
| GMA.0B.035.DN | 3.5-3.9 | **381-7398●** | 3.60 | 3.24 | 3.12 | 2.85 | – – |
| GMA.0B.045.DN | 4.5-5.2 | **381-7404●** | 3.60 | 3.24 | 3.12 | 2.85 | – – |
| **Blue Boots, For 0B/0K Series** | | | | | | | |
| GMA.0B.025.DA | 2.5-2.9 | **838-7850●** | 3.72 | 3.63 | 3.39 | 3.27 | 3.03 |
| GMA.0B.035.DA | 3.5-3.9 | **838-7877●** | 3.72 | 3.63 | 3.39 | 3.27 | 3.03 |
| GMA.0B.045.DA | 4.5-5.2 | **838-7893●** | 3.72 | 3.63 | 3.39 | 3.27 | 3.03 |
| **Red Boots, For 0B/0K Series** | | | | | | | |
| GMA.0B.025.DR | 2.5-2.9 | **838-7869●** | 3.72 | 3.63 | 3.39 | 3.27 | 3.03 |
| GMA.0B.035.DR | 3.5-3.9 | **838-7885●** | 3.72 | 3.63 | 3.39 | 3.27 | 3.03 |
| GMA.0B.045.DR | 4.5-5.2 | **838-7907●** | 3.72 | 3.63 | 3.39 | 3.27 | 3.03 |
| **Black Boots, For 1B/1K Series** | | | | | | | |
| GMA.1B.025.DN | 2.5-2.9 | **381-7994●** | 4.91 | 4.45 | 4.13 | 3.64 | – – |
| GMA.1B.035.DN | 3.5-3.9 | **381-7416●** | 4.26 | 3.84 | 3.69 | 3.36 | – – |
| GMA.1B.045.DN | 4.5-5.0 | **381-7428●** | 4.26 | 3.84 | 3.69 | 3.36 | – – |
| GMA.1B.054.DN | 5.4-6.0 | **381-7430●** | 4.26 | 3.84 | 3.69 | 3.36 | – – |
| **Blue Boots, For 1B/1K Series** | | | | | | | |
| GMA.1B.025.DA | 2.5-2.9 | **381-7982●** | 4.91 | 4.45 | 4.13 | 3.64 | – – |
| GMA.1B.035.DA | 3.5-3.9 | **838-7915●** | 4.26 | 4.17 | 4.02 | 3.78 | 3.57 |
| GMA.1B.045.DA | 4.5-5.0 | **838-7931●** | 4.26 | 4.17 | 4.02 | 3.78 | 3.57 |
| GMA.1B.054.DA | 5.4-6.0 | **838-7958●** | 4.26 | 4.17 | 4.02 | 3.78 | 3.57 |
| **Red Boots, For 1B/1K Series** | | | | | | | |
| GMA.1B.025.DR | 2.5-2.9 | **381-8007●** | 4.91 | 4.45 | 4.13 | 3.64 | – – |
| GMA.1B.035.DR | 3.5-3.9 | **838-7923●** | 4.26 | 4.17 | 4.02 | 3.78 | 3.57 |
| GMA.1B.045.DR | 4.5-5.0 | **838-7940●** | 4.26 | 4.17 | 4.02 | 3.78 | 3.57 |
| GMA.1B.054.DR | 5.4-6.0 | **838-7966●** | 4.26 | 4.17 | 4.02 | 3.78 | 3.57 |
| **Black Boots, For 2B Series** | | | | | | | |
| GMA.2B.060.DN | 6.0-6.5 | **838-6978●** | 5.31 | 5.07 | 4.80 | 4.53 | 4.38 |
| GMA.2B.070.DN | 7.0-7.7 | **838-6994●** | 5.31 | 5.07 | 4.80 | 4.53 | 4.38 |
| GMA.2B.080.DN | 7.8-8.8 | **838-7010●** | 5.31 | 5.07 | 4.80 | 4.53 | 4.38 |
| **Blue Boots, For 2B Series** | | | | | | | |
| GMA.2B.060.DA | 6.0-6.5 | **838-6986●** | 5.31 | 5.07 | 4.80 | 4.53 | 4.38 |
| GMA.2B.070.DA | 7.0-7.7 | **838-7001●** | 5.31 | 5.07 | 4.80 | 4.53 | 4.38 |
| GMA.2B.080.DA | 7.8-8.8 | **838-7028●** | 5.31 | 5.07 | 4.80 | 4.53 | 4.38 |

## Lemo 0B,0K,1B,1K and 2B Series Accessories

● For sizes 00,0B,0K,1B,1K and 2B

381609/406558

| Mftrs. List No. | To Fit Series | Order Code | Price Each 1+ | 5+ | 10+ | 50+ | 100+ |
|---|---|---|---|---|---|---|---|
| **Dust Caps** | | | | | | | |
| **Push Fit Plug Cap- for in-line plugs** | | | | | | | |
| BFG.00.100.PCSG | 00 | **381-6898●** | 13.85 | 12.64 | 12.09 | 10.53 | – – |
| BFG.0B.100.PCSG | 0B/0S | **381-6904●** | 14.01 | 12.81 | 12.16 | 10.66 | – – |
| BFG.1B.100.PCSG | 1B/1S | **381-6916●** | 14.30 | 13.13 | 12.42 | 10.92 | – – |
| BFG.2B.100.PCSG | 2B | **838-7710●** | 14.01 | 13.59 | 13.11 | 12.51 | 11.85 |
| **Push Fit Socket Cap- for in-line sockets** | | | | | | | |
| BRA.00.200.PCSG | 00 | **381-6928●** | 14.01 | 12.81 | 12.16 | 10.66 | – – |
| BRA.0B.200.PCSG | 0B/0K | **381-6930●** | 14.17 | 12.97 | 12.29 | 10.76 | – – |
| BRA.1B.200.PCSG | 1B/1S | **381-6941●** | 14.30 | 13.13 | 12.42 | 10.92 | – – |
| BRA.2B.200.PCSG | 2B | **838-7729●** | 13.47 | 13.20 | 12.51 | 11.97 | 11.25 |
| **Spring Socket Cap- for panel mount sockets** | | | | | | | |
| BRR.0S.200.PZSG | 0B/0S | **381-6953●** | 11.25 | 10.34 | 9.78 | 8.58 | – – |
| BRR.1S.200.PZSG | 1B/1S | **381-6965●** | 12.16 | 11.15 | 10.53 | 9.26 | – – |
| BRR.2S.200.PZSG | 2B | **838-7737●** | 13.20 | 12.78 | 12.27 | 11.79 | 11.04 |
| **Earthing Washers** | | | | | | | |
| GCA.00.255.LT | 00 | **381-8093●** | 0.50 | 0.44 | 0.41 | 0.38 | – – |
| GCA.0S.255.LT | 0B/0S | **381-8100●** | 0.69 | 0.66 | 0.59 | 0.53 | – – |
| GCA.1S.255.LT | 1B/1S | **381-8111●** | 0.87 | 0.78 | 0.72 | 0.66 | – – |
| GCA.2S.255.LT | 2B | **838-7745●** | 1.17 | 1.02 | 0.96 | 0.90 | 0.87 |
| **Insulating Washer- black** | | | | | | | |
| GRA.0S.269.GN | 0B/0S | **838-7753●** | 0.84 | 0.81 | 0.75 | 0.69 | 0.66 |
| GRA.1S.269.GN | 1B/1S | **838-7788●** | 0.84 | 0.81 | 0.75 | 0.69 | 0.66 |
| GRA.2S.269.GN | 2B | **838-7818●** | 0.99 | 0.96 | 0.90 | 0.81 | 0.78 |
| **Insulating Washer- blue** | | | | | | | |
| GRA.0S.269.GA | 0B/0S | **838-7761●** | 0.84 | 0.81 | 0.75 | 0.69 | 0.66 |
| GRA.1S.269.GA | 1B/1S | **838-7796●** | 0.84 | 0.81 | 0.75 | 0.69 | 0.66 |
| GRA.2S.269.GA | 2B | **838-7826●** | 0.99 | 0.96 | 0.90 | 0.81 | 0.78 |
| **Insulating Washer- red** | | | | | | | |
| GRA.0S.269.GR | 0B/0S | **838-7770●** | 0.84 | 0.81 | 0.75 | 0.69 | 0.66 |
| GRA.1S.269.GR | 1B/1S | **838-7800●** | 0.84 | 0.81 | 0.75 | 0.69 | 0.66 |
| GRA.2S.269.GR | 2B | **838-7842●** | 0.99 | 0.96 | 0.90 | 0.81 | 0.78 |

## Redel 1P Series

- REDEL Self-Latching Push-Pull system for quick and easy mating and unmating
- Provides security against vibration shock and cable pull
- Top quality lightweight and durable materials
- Can be sterilised by gas or steam
- Gold plated over copper and nickel contacts
- Solder termination
- Available with 3 collet sizes

| | 2 Way | 4 Way | 5 Way | 8 Way |
|---|---|---|---|---|
| Current Rating | 10A | 8A | 7A | 5A |
| Voltage Operating (rms) | 400V | 400V | 350V | 350V |
| Voltage Test (rms) | 1.2 kV | 1.2 kV | 1.05 kV | 1.05 kV |
| Contact Resistance | ≤3.5 mΩ | ≤4.5 mΩ | ≤4.5 mΩ | ≤6.5 mΩ |
| Max Wire Size | 20 AWG | 22 AWG | 22 AWG | 26 AWG |

| | | | |
|---|---|---|---|
| Insulation Resistance | $\geq 10^{12}\Omega$ | Contact Material | Female - Bronze |
| Mating Cycles | 1000 | | Male - Brass |
| Flamability | UL94V-0 | Contact Plating | Gold over Nickel over copper |
| Housing Material | Polysulphone | Temperature Range | -50°C to +150°C |
| Insulation Material | PEEK | | |

Mftrs. List Nos.

PAG.M0.2GL.AC39G=381-7441
PAG.M0.2GL.AC39N=381-7453
PAG.M0.2GL.AC52N=381-7465
PAG.M0.2GL.AC52G=381-7477
PAG.M0.4GL.AC39G=381-7489
PAG.M0.4GL.AC39N=381-7490
PAG.M0.4GL.AC52N=381-7507
PAG.M0.4GL.AC52G=381-7519
PAG.M0.5GL.AC52G=381-7520
PAG.M0.5GL.AC52N=381-7532
PAG.M0.5GL.AC65G=381-7544
PAG.M0.5GL.AC65N=381-7556
PAG.M0.8GL.AC52G=381-7568
PAG.M0.8GL.AC52N=381-7570
PAG.M0.8GL.AC65G=381-7581
PAG.M0.8GL.AC65N=381-7593
PRG.M0.2GL.LC39G=838-7540
PRG.M0.2GL.LC39N=838-7559
PRG.M0.2GL.LC52G=838-7567
PRG.M0.2GL.LC52N=838-7575
PRG.M0.4GL.LC39G=838-7583
PRG.M0.4GL.LC39N=838-7591
PRG.M0.4GL.LC52G=838-7605
PRG.M0.4GL.LC52N=838-7613
PRG.M0.5GL.LC52G=838-7621
PRG.M0.5GL.LC52N=838-7648





Prices are in Singapore Dollars and exclusive of GST.
Due to the volatile nature of certain products,
prices are subject to change without notice.

PRG.M0.5GL.LC65G=838-7656
PRG.M0.5GL.LC65N=838-7664
PRG.M0.8GL.LC52G=838-7672
PRG.M0.8GL.LC52N=838-7680
PRG.M0.8GL.LC65G=838-7699
PRG.M0.8GL.LC65N=838-7702
PKG.M0.2GL.LG=381-7751
PKG.M0.2GL.LN=381-7763
PKG.M0.4GL.LG=381-7775
PKG.M0.4GL.LN=381-7787
PKG.M0.5GL.LG=381-7799
PKG.M0.5GL.LN=381-7805
PKG.M0.8GL.LG=381-7817
PKG.M0.8GL.LN=381-7829

381822

| No. Ways | Colour | Order Code | Price Each 1+ | 5+ | 10+ | 50+ | 100+ |
|---|---|---|---|---|---|---|---|
| **Straight plug with Cable Collet** | | | | | | | |
| **2.7-3.9mm Collet** | | | | | | | |
| 2 | Grey | **381-7441●** | 17.19 | 15.51 | 14.91 | 13.62 | – – |
| 2 | Black | **381-7453●** | 18.39 | 16.60 | 15.95 | 14.57 | – – |
| **4.0-5.2mm Collet** | | | | | | | |
| 2 | Grey | **381-7477●** | 18.39 | 16.60 | 15.95 | 14.57 | – – |
| 2 | Black | **381-7465●** | 18.39 | 16.60 | 15.95 | 14.57 | – – |
| **2.7-3.9mm Collet** | | | | | | | |
| 4 | Grey | **381-7489●** | 20.80 | 18.75 | 18.07 | 16.50 | – – |
| 4 | Black | **381-7490●** | 20.80 | 18.75 | 18.07 | 16.50 | – – |
| **4.0-5.2mm Collet** | | | | | | | |
| 4 | Grey | **381-7519●** | 20.80 | 18.75 | 18.07 | 16.50 | – – |
| 4 | Black | **381-7507●** | 20.80 | 18.75 | 18.07 | 16.50 | – – |
| **4.0-5.2mm Collet** | | | | | | | |
| 5 | Grey | **381-7520●** | 21.92 | 19.81 | 19.04 | 17.40 | – – |
| 5 | Black | **381-7532●** | 21.92 | 19.81 | 19.04 | 17.40 | – – |
| **5.3-6.5mm Collet** | | | | | | | |
| 5 | Grey | **381-7544●** | 21.92 | 19.81 | 19.04 | 17.40 | – – |
| 5 | Black | **381-7556●** | 21.92 | 19.81 | 19.04 | 17.40 | – – |
| **4.0-5.2mm Collet** | | | | | | | |
| 8 | Grey | **381-7568●** | 25.26 | 22.76 | 21.92 | 20.03 | – – |
| 8 | Black | **381-7570●** | 25.26 | 22.76 | 21.92 | 20.03 | – – |
| **5.3-6.5mm Collet** | | | | | | | |
| 8 | Grey | **381-7581●** | 25.26 | 22.76 | 21.92 | 20.03 | – – |
| 8 | Black | **381-7593●** | 25.26 | 22.76 | 21.92 | 20.03 | – – |
| **Straight socket with Cable Collet** | | | | | | | |
| **2.7-3.9mm Collet** | | | | | | | |
| 2 | Grey | **838-7540●** | 28.74 | 27.03 | 24.54 | 23.28 | 22.50 |
| 2 | Black | **838-7559●** | 28.74 | 27.03 | 24.54 | 23.28 | 22.50 |
| **4.0-5.2mm Collet** | | | | | | | |
| 2 | Grey | **838-7567●** | 28.74 | 27.03 | 24.54 | 23.28 | 22.50 |
| 2 | Black | **838-7575●** | 28.74 | 27.03 | 24.54 | 23.28 | 22.50 |
| **2.7-3.9mm Collet** | | | | | | | |
| 4 | Grey | **838-7583●** | 31.68 | 29.76 | 27.09 | 25.68 | 24.81 |
| 4 | Black | **838-7591●** | 31.68 | 29.76 | 27.09 | 25.68 | 24.81 |
| **4.0-5.2mm Collet** | | | | | | | |
| 4 | Grey | **838-7605●** | 31.68 | 29.76 | 27.09 | 25.68 | 24.81 |
| 4 | Black | **838-7613●** | 31.68 | 29.76 | 27.09 | 25.68 | 24.81 |
| **4.0-5.2mm Collet** | | | | | | | |
| 5 | Grey | **838-7621●** | 33.21 | 31.20 | 28.38 | 26.91 | 26.04 |
| 5 | Black | **838-7648●** | 33.21 | 31.20 | 28.38 | 26.91 | 26.04 |
| **5.3-6.5mm Collet** | | | | | | | |
| 5 | Grey | **838-7656●** | 33.21 | 31.20 | 28.38 | 26.91 | 26.04 |
| 5 | Black | **838-7664●** | 33.21 | 31.20 | 28.38 | 26.91 | 26.04 |
| **4.0-5.2mm Collet** | | | | | | | |
| 8 | Grey | **838-7672●** | 40.65 | 38.22 | 34.74 | 32.94 | 31.83 |
| 8 | Black | **838-7680●** | 40.65 | 38.22 | 34.74 | 32.94 | 31.83 |
| **5.3-6.5mm Collet** | | | | | | | |
| 8 | Grey | **838-7699●** | 40.65 | 38.22 | 34.74 | 32.94 | 31.83 |
| 8 | Black | **838-7702●** | 40.65 | 38.22 | 34.74 | 32.94 | 31.83 |
| **Panel Socket** | | | | | | | |
| 2 | Grey | **381-7751●** | 20.35 | 18.33 | 17.30 | 15.79 | – – |
| 2 | Black | **381-7763●** | 20.35 | 18.33 | 17.30 | 15.79 | – – |
| 4 | Grey | **381-7775●** | 23.72 | 21.38 | 20.16 | 18.43 | – – |
| 4 | Black | **381-7787●** | 23.72 | 21.38 | 20.16 | 18.43 | – – |
| 5 | Grey | **381-7799●** | 25.58 | 23.05 | 21.73 | 19.87 | – – |
| 5 | Black | **381-7805●** | 25.58 | 23.05 | 21.73 | 19.87 | – – |
| 8 | Grey | **381-7817●** | 31.20 | 28.12 | 26.51 | 24.24 | – – |
| 8 | Black | **381-7829●** | 31.20 | 28.12 | 26.51 | 24.24 | – – |

## Ultra Miniature Circular Connectors

### Screw Lock & Push Pull

HRS

- Up to 20 contacts into maximum OD of 12.5'
- Free Plugs mate with Free Jacks and Chassis Receptacles
- Solder terminals
- Push pull or screw lock
- Rugged design
- No contact damage if mis-mated

| | | | |
|---|---|---|---|
| Shell | Brass and Zinc alloy, Nickel plated | Current rating | 1A |
| Insulation | Black PPS resin | Insulation resistance | >1000mΩ |
| Pin Contacts | Phosphor Bronze, Gold and part gold plated | Voltage | 30Vac |
| Skt Contacts | Phosphor Bronze, Part Gold plated | Contact resistance | 30mΩ |

| | | |
|---|---|---|
| Mftrs. List No. | Screw Lock. | Free Plug HR25-7TP-xy, Free Jack HR25-7TJ-xy Receptacle HR25-7TR-xy |
| | Push Pull | Free Plug HR25-7P-xy, Free Jack HR25-7J-xy, Receptacle HR25-7R-xy |

where x = number of ways, y = S for socket contacts, P for pin contacts

209288

| No of Ways | Order Code | Price Each 1+ | 25+ | 50+ | 100+ | + |
|---|---|---|---|---|---|---|
| **Screw lock. Free Plug. Pin Contact** | | | | | | |
| 4 | **307-4365** | 49.80 | – – | – – | – – | – – |
| 6 | **307-4377** | 53.24 | – – | – – | – – | – – |
| 8 | **307-4389** | 56.45 | – – | – – | – – | – – |
| 12 | **307-4390** | 94.72 | – – | – – | – – | – – |
| 16 | **307-4407** | 101.88 | – – | – – | – – | – – |
| 20 | **307-4419** | 78.71 | 76.43 | 72.87 | 67.86 | – – |
| **Screw Lock. Free Plug. Socket Contacts** | | | | | | |
| 4 | **307-4420** | 49.10 | – – | – – | – – | – – |
| 6 | **307-4432** | 50.68 | – – | – – | – – | – – |
| 8 | **307-4444** | 52.31 | – – | – – | – – | – – |
| 12 | **307-4456** | 74.91 | – – | – – | – – | – – |
| 16 | **307-4468** | 77.66 | – – | – – | – – | – – |
| 20 | **307-4470** | 58.29 | 56.59 | 53.99 | 50.24 | – – |
| **Screw Lock. Chassis Receptacle. Pin Contacts** | | | | | | |
| 4 | **307-4481** | 35.71 | – – | – – | – – | – – |
| 6 | **307-4493** | 39.20 | – – | – – | – – | – – |
| 8 | **307-4500** | 42.41 | – – | – – | – – | – – |
| 12 | **307-4511** | 59.01 | – – | – – | – – | – – |
| 16 | **307-4523** | 66.12 | – – | – – | – – | – – |
| 20 | **307-4535** | 73.05 | – – | – – | – – | – – |
| **Screw Lock. Chassis Receptacle. Socket Contacts** | | | | | | |
| 4 | **307-4547** | 35.01 | – – | – – | – – | – – |
| 6 | **307-4559** | 36.64 | – – | – – | – – | – – |
| 8 | **307-4560** | 38.27 | – – | – – | – – | – – |
| 12 | **307-4572** | 39.20 | – – | – – | – – | – – |
| 16 | **307-4584** | 41.94 | – – | – – | – – | – – |
| 20 | **307-4596** | 32.45 | 31.52 | 30.97 | – – | – – |
| **Screw Lock. Free Jack. Pin Contacts** | | | | | | |
| 4 | **307-4602** | 49.80 | – – | – – | – – | – – |
| 6 | **307-4614** | 53.24 | – – | – – | – – | – – |
| 8 | **307-4626** | 56.45 | – – | – – | – – | – – |
| 12 | **307-4638** | 94.72 | – – | – – | – – | – – |
| 16 | **307-4640** | 101.88 | – – | – – | – – | – – |
| 20 | **307-4651** | 108.76 | – – | – – | – – | – – |
| **Screw Lock. Free Jack. Socket Contacts** | | | | | | |
| 4 | **307-4663** | 49.10 | – – | – – | – – | – – |
| 6 | **307-4675** | 50.68 | – – | – – | – – | – – |
| 8 | **307-4687** | 52.31 | – – | – – | – – | – – |
| 12 | **307-4699** | 74.91 | – – | – – | – – | – – |
| 16 | **307-4705** | 77.66 | – – | – – | – – | – – |
| 20 | **307-4717** | 80.68 | – – | – – | – – | – – |
| **Push Pull. Free Plug. Pin Contacts** | | | | | | |
| 4 | **307-4729** | 64.31 | – – | – – | – – | – – |
| 6 | **307-4730** | 67.75 | – – | – – | – – | – – |
| 8 | **307-4742** | 51.39 | 49.88 | 47.57 | 44.30 | – – |
| 12 | **307-4754** | 74.22 | 72.03 | 68.69 | 63.98 | – – |
| 16 | **307-4766** | 79.32 | 77.01 | 73.44 | 68.37 | – – |
| 20 | **307-4778** | 84.42 | 81.95 | 78.20 | 72.77 | – – |
| **Push Pull. Free Plug. Socket Contacts** | | | | | | |
| 4 | **307-4780** | 63.15 | – – | – – | – – | – – |
| 6 | **307-4791** | 65.01 | – – | – – | – – | – – |
| 8 | **307-4808** | 66.36 | – – | – – | – – | – – |
| 12 | **307-4810** | 82.72 | – – | – – | – – | – – |
| 16 | **307-4821** | 85.75 | – – | – – | – – | – – |
| 20 | **307-4833** | 88.49 | – – | – – | – – | – – |
| **Push Pull. Chassis Receptacle. Pin Contacts** | | | | | | |
| 4 | **307-4845** | 38.27 | – – | – – | – – | – – |
| 6 | **307-4857** | 41.48 | – – | – – | – – | – – |
| 8 | **307-4869** | 44.92 | – – | – – | – – | – – |
| 12 | **307-4870** | 103.94 | 93.54 | 85.03 | 74.25 | – – |
| 16 | **307-4882** | 74.68 | – – | – – | – – | – – |
| 20 | **307-4894** | 81.79 | – – | – – | – – | – – |
| **Push Pull. Chassis Receptacle. Socket Contacts** | | | | | | |
| 4 | **307-4900** | 37.11 | – – | – – | – – | – – |
| 6 | **307-4924** | 38.73 | – – | – – | – – | – – |
| 8 | **307-4936** | 40.32 | – – | – – | – – | – – |
| 12 | **307-4948** | 47.71 | – – | – – | – – | – – |
| 16 | **307-4950** | 50.68 | – – | – – | – – | – – |
| 20 | **307-4961** | 53.71 | – – | – – | – – | – – |
| **Push Pull. Free Jack. Pin Contacts** | | | | | | |
| 4 | **307-4973** | 64.31 | – – | – – | – – | – – |
| 6 | **307-4985** | 67.75 | – – | – – | – – | – – |
| 8 | **307-4997** | 70.96 | – – | – – | – – | – – |
| 12 | **307-5000** | 102.77 | – – | – – | – – | – – |
| 16 | **307-5011** | 109.69 | – – | – – | – – | – – |
| 20 | **307-5023** | 116.62 | – – | – – | – – | – – |



RoHS ● Compliant ▲ Non-compliant ‡ Limited stock - RoHS replacement available



C = CYAN M = Magenta Y = Yellow B = Black/SING

| No of Ways | Order Code | Price Each 1+ | 25+ | 50+ | 100+ | + |
|---|---|---|---|---|---|---|
| **Push Pull. Free Jack. Pin Contacts** | | | | | | |
| 4 | **307-5035** | 63.15 | – – | – – | – – | – – |
| 6 | **307-5047** | 65.01 | – – | – – | – – | – – |
| 8 | **307-5059** | 66.36 | – – | – – | – – | – – |
| 12 | **307-5060** | 82.72 | – – | – – | – – | – – |
| 16 | **307-5072** | 85.75 | – – | – – | – – | – – |
| 20 | **307-5084** | 88.49 | – – | – – | – – | – – |



## Circular Multipole

### Subminature Connector '710' Series

binder

- Subminature bayonet style
- Cable housing with integrated strain relief
- 500+ mating cycles
- Solder bucket contacts
- **IP40** rating (when mated)

| | |
|---|---|
| Current rating: | 4A(2,3 way) 3A(4,5 way) 1A(7,8 way) |
| Rated voltage: | 125V |
| Wire gauge: | 0.25mm$^2$(2-5 way) 0.14mm$^2$(7-8way) |
| Contact resistance: | <=3mΩ |
| Insulation resistance: | >=$10^{10}$Ω |
| Operating temperature range: | -40°C to +85°C |
| Contact material: | Pins: Brass; Sockets: Bronze |
| Contact plating: | Gold over nickel |
| Cable connector body: | Polyamide. **UL94HB** |
| Socket body: | Polyamide. **UL94V-0** |
| Insulator material: | Glass filled polyester. **UL94V-0** |
| Max cable outlet: | 3-4mm |
| Panel mounting hole dia.: | 10.1mm |

227270

| No. of Ways | Mftrs. List No. | Order Code | Price Each 1+ | 10+ | 50+ |
|---|---|---|---|---|---|
| **Free Plug** | | | | | |
| 2 | 99 0971 100 02. | **330-2120** | 9.95 | 7.64 | 6.64 |
| 2 | 99 0971 100 02 | **112-2358●** | 9.95 | 7.64 | 6.64 |
| 3 | 99 0975 100 03. | **330-2131** | 10.28 | 7.90 | 6.84 |
| 3 | 99 0975 100 03 | **112-2359●** | 10.28 | 7.90 | 6.84 |
| 4 | 99 0979 100 04. | **330-2143** | 10.68 | 8.22 | 7.16 |
| 4 | 99 0979 100 04 | **112-2360●** | 10.68 | 8.22 | 7.16 |
| 5 | 99 0995 100 05. | **330-2155** | 11.38 | 8.73 | 7.58 |
| 5 | 99 0995 100 05 | **112-2361●** | 11.38 | 8.73 | 7.58 |
| 7 | 99 9475 100 07. | **330-2167** | 16.49 | 12.68 | 10.98 |
| 7 | 99 9475 100 07 | **112-2362●** | 16.49 | 12.68 | 10.98 |
| 8 | 99 9479 100 08. | **330-2179** | 18.03 | 13.87 | 12.01 |
| 8 | 99 9479 100 08 | **112-2363●** | 18.03 | 13.87 | 12.01 |
| **Free Socket** | | | | | |
| 2 | 99 0972 100 02. | **330-2180** | 11.42 | 8.80 | 7.61 |
| 2 | 99 0972 100 02 | **112-2364●** | 11.42 | 8.80 | 7.61 |
| 3 | 99 0976 100 03. | **330-2192** | 11.62 | 8.96 | 7.74 |
| 3 | 99 0976 100 03 | **112-2365●** | 11.62 | 8.96 | 7.74 |
| 4 | 99 0980 100 04. | **330-2209** | 11.92 | 9.15 | 7.96 |
| 4 | 99 0980 100 04 | **112-2366●** | 11.92 | 9.15 | 7.96 |
| 5 | 99 0996 100 05. | **330-2210** | 12.58 | 9.69 | 8.38 |
| 5 | 99 0996 100 05 | **112-2367●** | 12.58 | 9.69 | 8.38 |
| 7 | 99 9476 100 07. | **330-2222** | 17.06 | 13.13 | 11.40 |
| 8 | 99 9480 100 08 | **330-2234** | 19.02 | 14.64 | 12.68 |
| **Panel Plug** | | | | | |
| 2 | 09 0973 00 02. | **330-2246** | 7.68 | 5.91 | 5.14 |
| 2 | 09 0973 00 02 | **112-2371●** | 7.68 | 5.91 | 5.14 |
| 3 | 09 0977 00 03. | **330-2258** | 8.05 | 6.16 | 5.36 |
| 3 | 09 0977 00 03 | **112-2372●** | 8.05 | 6.16 | 5.36 |
| 4 | 09 0981 00 04. | **330-2260** | 8.31 | 6.39 | 5.55 |
| 4 | 09 0981 00 04 | **112-2373●** | 8.31 | 6.39 | 5.55 |
| 5 | 09 0997 00 05. | **330-2271** | 8.68 | 6.68 | 5.81 |
| 5 | 09 0997 00 05 | **112-2374●** | 8.68 | 6.68 | 5.81 |
| 7 | 09 9477 00 07. | **330-2283** | 12.33 | 9.47 | 8.44 |
| 7 | 09 9477 00 07 | **112-2375●** | 12.33 | 9.47 | 8.44 |
| 8 | 09 9481 00 08 | **330-2295** | 13.87 | 10.66 | 9.63 |
| **Panel Socket** | | | | | |
| 2 | 09 0974 00 02. | **330-2301** | 8.05 | 6.16 | 5.36 |
| 2 | 09 0974 00 02 | **112-2376●** | 8.05 | 6.16 | 5.36 |
| 3 | 09 0978 00 03. | **330-2313** | 8.22 | 6.36 | 5.49 |
| 3 | 09 0978 00 03 | **112-2377●** | 8.22 | 6.36 | 5.49 |
| 4 | 09 0982 00 04. | **330-2325** | 8.52 | 6.55 | 5.68 |
| 4 | 09 0982 00 04 | **112-2378●** | 8.52 | 6.55 | 5.68 |
| 5 | 09 0998 00 05. | **330-2337** | 8.98 | 6.90 | 5.97 |
| 5 | 09 0998 00 05 | **112-2379●** | 8.98 | 6.90 | 5.97 |
| 7 | 09 9478 00 07. | **330-2349** | 13.32 | 10.24 | 8.89 |
| 7 | 09 9478 00 07 | **112-2380●** | 13.32 | 10.24 | 8.89 |
| 8 | 09 9482 00 08. | **330-2350** | 15.05 | 11.59 | 10.37 |
| 8 | 09 9482 00 08 | **112-2382●** | 15.05 | 11.59 | 10.37 |

### Subminature Connector '711' Series

binder

- Subminature screw locking style
- Compatible with 702 and 712 Series
- Cable housing with integrated strain relief
- 500+ mating cycles
- Solder bucket contacts
- **IP40** rating (when mated)

| | |
|---|---|
| Current rating: | 4A (2,3 way) 3A (4,5 way) 1A (7,8 way) |
| Rated voltage: | 125V |
| Wire gauge: | 0.25mm$^2$(2-5 way) 0.14mm$^2$(7-8way) |
| Contact resistance: | <=3mΩ |
| Insulation resistance: | >=$10^{10}$Ω |
| Operating temperature range: | -40°C to +85°C |
| Contact material: | Pins: Brass; Sockets: Bronze |
| Contact plating: | Gold over nickel |
| Cable connector body: | Polyamide. **UL94HB** |
| Socket body: | Brass, nickel plated |
| Insulator material: | Glass filled polyester. **UL94V-0** |
| Max cable outlet: | 3-4mm |
| Panel mounting hole dia.: | 9.1mm |

227271

| No. of Ways | Mftrs. List No. | Order Code | Price Each 1+ | 10+ | 50+ |
|---|---|---|---|---|---|
| **Free Plug** | | | | | |
| 2 | 99 0071 100 02 | **121-6757●** | 11.59 | 8.92 | 7.70 |
| 3 | 99 0075 00 03. | **330-1886** | 11.95 | 9.18 | 7.99 |
| 3 | 99 0075 100 03 | **112-2333●** | 11.95 | 9.18 | 7.99 |
| 4 | 99 0079 100 04. | **330-1898** | 12.42 | 9.53 | 8.28 |
| 4 | 99 0079 100 04 | **112-2334●** | 12.42 | 9.53 | 8.28 |
| 5 | 99 0095 100 05. | **330-1904** | 13.23 | 10.18 | 8.83 |
| 5 | 99 0095 100 05 | **112-2335●** | 13.23 | 10.18 | 8.83 |
| 7 | 99 0475 100 07. | **330-1916** | 19.20 | 14.80 | 13.20 |
| 7 | 99 0475 100 07 | **112-2336●** | 19.20 | 14.80 | 13.20 |
| 8 | 99 0479 100 08. | **330-1928** | 21.67 | 16.66 | 14.44 |
| 8 | 99 0479 100 08 | **112-2337●** | 21.67 | 16.66 | 14.44 |
| **Free Socket** | | | | | |
| 2 | 99 0072 100 02. | **330-1930** | 11.59 | 8.92 | 7.98 |
| 2 | 99 0072 100 02 | **112-2338●** | 11.59 | 8.92 | 7.98 |
| 3 | 99 0076 100 03. | **330-1941** | 13.23 | 10.18 | 9.58 |
| 3 | 99 0076 100 03 | **112-2339●** | 13.23 | 10.18 | 9.58 |
| 4 | 99 0080 100 04. | **330-1953** | 13.52 | 10.40 | 9.02 |
| 4 | 99 0080 100 04 | **112-2340●** | 13.52 | 10.40 | 9.02 |
| 5 | 99 0096 100 05. | **330-1965** | 14.32 | 11.01 | 9.53 |
| 5 | 99 0096 100 05 | **112-2341●** | 14.32 | 11.01 | 9.53 |
| 7 | 99 0476 100 07. | **330-1977** | 19.36 | 14.89 | 13.30 |
| 7 | 99 0476 100 07 | **112-2342●** | 19.36 | 14.89 | 13.30 |
| 8 | 99 0480 100 08. | **330-1989** | 21.67 | 16.66 | 14.44 |
| 8 | 99 0480 100 08 | **112-2343●** | 21.67 | 16.66 | 14.44 |
| **Panel Plug** | | | | | |
| 2 | 09 0073 00 02. | **330-1990** | 8.95 | 6.87 | 5.97 |
| 2 | 09 0073 00 02 | **112-2345●** | 8.95 | 6.87 | 5.97 |
| 3 | 09 0077 00 03. | **330-2003** | 9.35 | 7.19 | 6.20 |
| 3 | 09 0077 00 03 | **112-2346●** | 9.35 | 7.19 | 6.20 |
| 4 | 09 0081 00 04. | **330-2015** | 9.65 | 7.45 | 6.45 |
| 4 | 09 0081 00 04 | **112-2347●** | 9.65 | 7.45 | 6.45 |
| 5 | 09 0097 00 05. | **330-2027** | 10.19 | 7.83 | 6.81 |
| 5 | 09 0097 00 05 | **112-2348●** | 10.19 | 7.83 | 6.81 |
| 7 | 09 0477 00 07. | **330-2039** | 14.35 | 11.01 | 9.85 |
| 7 | 09 0477 00 07 | **112-2349●** | 14.35 | 11.01 | 9.85 |
| 8 | 09 0481 00 08. | **330-2040** | 16.06 | 12.36 | 10.72 |
| 8 | 09 0481 00 08 | **112-2350●** | 16.06 | 12.36 | 10.72 |
| **Panel socket** | | | | | |
| 2 | 09 0074 00 02. | **330-2052** | 9.15 | 7.03 | 6.10 |
| 2 | 09 0074 00 02 | **112-2351●** | 9.15 | 7.03 | 6.10 |
| 3 | 09 0078 00 03. | **330-2064** | 9.35 | 7.19 | 6.20 |
| 3 | 09 0078 00 03 | **112-2352●** | 9.35 | 7.19 | 6.20 |
| 4 | 09 0082 00 04. | **330-2076** | 9.65 | 7.45 | 6.45 |
| 4 | 09 0082 00 04 | **112-2353●** | 9.65 | 7.45 | 6.45 |
| 5 | 09 0098 00 05. | **330-2088** | 10.19 | 7.83 | 6.81 |
| 5 | 09 0098 00 05 | **112-2354●** | 10.19 | 7.83 | 6.81 |
| 7 | 09 0478 00 07. | **330-2090** | 15.09 | 11.62 | 10.37 |
| 7 | 09 0478 00 07 | **112-2355●** | 15.09 | 11.62 | 10.37 |
| 8 | 09 0482 00 08. | **330-2106** | 17.09 | 13.16 | 11.40 |
| 8 | 09 0482 00 08 | **112-2357●** | 17.09 | 13.16 | 11.40 |

1,000's of products added every month, check out the very latest products, news and information at:
**www.farnell-newarkinone.com.sg**

**The very latest NEW products**



Prices are in Singapore Dollars and exclusive of GST. Due to the volatile nature of certain products, prices are subject to change without notice.

## 3A, Subminiature Connector - 'Series 719'

binder

658-443
L=24, Dia.=8

658-479

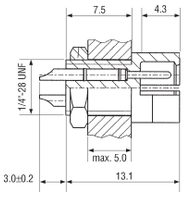


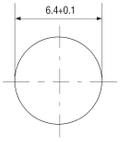


- 3,4 & 5 pole mating pairs of panel inlet subminiature connectors
- Single keyway polarisation
- Positive snap-in device
- Internal pinch ring cable clamp
- Very small size

| | | | |
|---|---|---|---|
| Contact rating | 3A @ 125V ac | Contacts | Copper alloy, Nickel/Gold plating |
| Temperature range | -40°C to +85°C | Termination | Solder bucket |
| Housing | Polyamide | Wire conductor size | 0.25mm² |

209001

| No. of Ways | Mftrs. List No. | Order Code | Price Each 1+ | 20+ | 50+ | 100+ | + |
|---|---|---|---|---|---|---|---|
| **Free Plug** | | | | | | | |
| 3 | 09 9747 70 03 | **112-2802●** | 8.25 | 7.86 | 7.38 | 6.55 | – – |
| 4 | 09 9767 70 04. | **658-443** | 10.02 | 9.50 | 8.99 | 6.61 | – – |
| 4 | 09 9767 70 04 | **112-2545●** | 10.02 | 9.50 | 8.99 | 6.61 | – – |
| 5 | 09 9789 71 05 | **112-2803●** | 12.52 | 11.88 | 11.14 | 9.73 | – – |
| **Free Socket** | | | | | | | |
| 3 | 09 9748 70 03 | **112-2804●** | 8.01 | 7.61 | 7.25 | 6.36 | – – |
| 4 | 09 9764 70 04. | **658-455** | 9.68 | 9.21 | 8.70 | 6.42 | – – |
| 4 | 09 9764 70 04 | **112-2546●** | 9.68 | 9.21 | 8.70 | 6.42 | – – |
| 5 | 09 9790 70 05 | **112-2805●** | 12.28 | 11.68 | 11.04 | 9.53 | – – |
| **Panel Plug** | | | | | | | |
| 3 | 09 9749 30 03 | **112-2806●** | 6.61 | 6.23 | 5.87 | 5.01 | – – |
| 4 | 09 9765 30 04. | **658-467** | 7.58 | 7.22 | 6.81 | 5.01 | – – |
| 4 | 09 9765 30 04 | **112-2547●** | 7.58 | 7.22 | 6.81 | 5.01 | – – |
| 5 | 09 9791 30 05 | **112-2807●** | 8.17 | 7.80 | 7.22 | 6.39 | – – |
| **Panel Socket** | | | | | | | |
| 3 | 09 9750 30 03 | **112-2808●** | 7.38 | 7.00 | 6.61 | 5.52 | – – |
| 4 | 09 9766 30 04. | **658-479** | 8.17 | 7.77 | 7.35 | 5.39 | – – |
| 4 | 09 9766 30 04 | **112-2548●** | 8.17 | 7.77 | 7.35 | 5.39 | – – |
| 5 | 09 9792 30 05 | **112-2809●** | 8.88 | 8.44 | 8.12 | 6.84 | – – |

## C091B Series Plastic Circular

Amphenol

- Cost effective, plastic circular connectors
- Bayonet locking
- Internal metal strain relief with half-shell construction and snap-in latching
- **UL** Recognised

| | | | |
|---|---|---|---|
| Rated voltage | 250V ac | Operating temperature | -40°C to 85°C |
| Test voltage | 980V ac | Protection | IPIP40 |
| Current rating | 5A | Termination | Solder |
| Contact plating | Silver | Dielectric | Thermoplastic |
| Contact resistance | <5mΩ | Wire conductor size | 0.5mm² max. |
| Insulation resistance | $10^{12}$Ω | | |
| Mating cycles | >500 | | |

231123

| No. of Ways | Mftrs. List No. | Order Code | Price Each 1+ | 10+ | 25+ | 50+ |
|---|---|---|---|---|---|---|
| **Free Plug - Cable Mount** | | | | | | |
| 3 | T 3274 501 | **118-0959●** | 9.52 | 8.57 | 8.10 | 8.00 |
| 4 | T 3324 501 | **118-0960●** | 11.66 | 10.50 | 9.91 | 9.32 |
| 5 | T 3374 501 | **112-3505●** | 7.35 | 6.62 | 6.25 | 5.88 |
| 6 | T 3424 501 | **112-3507●** | 7.73 | 6.95 | 6.57 | 6.18 |
| 7 | T 3434 501 | **112-3509●** | 8.53 | 7.68 | 7.25 | 6.82 |
| **Free Socket - Cable Mount** | | | | | | |
| 3 | T 3278 501 | **112-3510●** | 9.83 | 8.84 | 8.35 | 7.86 |
| 4 | T 3328 501 | **112-3511●** | 8.90 | 8.01 | 7.56 | 7.12 |
| 5 | T 3378 501 | **112-3513●** | 9.70 | 8.73 | 8.25 | 7.76 |
| 6 | T 3428 501 | **112-3514●** | 12.11 | 10.90 | 10.30 | 9.69 |
| **Panel Socket - Snap In Mount** | | | | | | |
| 5 | T 3377 500 | **379-1130** | 4.92 | 4.35 | 4.11 | 3.81 |
| 6 | T 3427 500 | **379-1142** | 5.55 | 4.86 | 4.62 | 4.26 |
| 7 | T 3437 500 | **379-1154** | 5.43 | 4.77 | 4.53 | 4.17 |
| **Panel Socket - Ring Nut Mount** | | | | | | |
| 3 | T 3277 000 | **112-3516●** | 5.69 | 5.12 | 4.83 | 4.55 |
| 4 | T 3327 000 | **112-3517●** | 6.18 | 5.56 | 5.25 | 4.94 |
| 5 | T 3377 000 | **112-3519●** | 5.87 | 5.28 | 4.99 | 4.70 |
| 6 | T 3427 000 | **112-3521●** | 7.17 | 6.45 | 6.09 | 5.74 |
| 7 | T 3437 000 | **112-3523●** | 6.49 | 5.84 | 5.52 | 5.19 |

## Push-pull bearing latched

T.M.W

- Unique push-pull latching mechanism
- Vibration and Impact proof connection
- Lightweight

| | | | |
|---|---|---|---|
| Current rating | 2A | Body | Nickel plated |
| Voltage rating | 300V rms 3, 12 way<br>200V rms 8 way<br>150V rms 5 way | Contacts | Gold plated turned brass |
| | | Acceptable wire size | 24AWG |
| Contact resistance | 8mΩ max | | |
| Operating temperature | -25°C to 85°C | | |

209276

| No of Ways | Mftrs. List No. | Order Code | Price Each 1+ | 10+ | 25+ | 50+ | + | + |
|---|---|---|---|---|---|---|---|---|
| **Free Plug** | | | | | | | | |
| 3 | PRC05P3M. | **358-423** | 24.74 | 22.25 | 19.77 | 17.30 | – – | – – |
| 3 | PRC05P3M | **117-0439●** | 24.74 | 22.25 | 19.77 | 17.30 | – – | – – |
| 5 | PRC05P5M. | **358-435** | 26.47 | 23.82 | 21.15 | 18.55 | – – | – – |
| 5 | PRC05P5M | **117-0440●** | 26.47 | 23.82 | 21.15 | 18.55 | – – | – – |
| 8 | PRC05P8M. | **358-472** | 30.58 | 27.54 | 24.46 | 21.44 | – – | – – |
| 8 | PRC05P8M | **117-0441●** | 30.58 | 27.54 | 24.46 | 21.44 | – – | – – |
| 12 | PRC05P12M. | **358-484** | 72.51 | 65.29 | 57.97 | 50.75 | – – | – – |
| 12 | PRC05P12M | **117-0443●** | 72.51 | 65.29 | 57.97 | 50.75 | – – | – – |
| **Free Socket** | | | | | | | | |
| 3 | PRC05P3F. | **358-514** | 23.50 | 21.12 | 18.81 | 16.47 | – – | – – |
| 3 | PRC05P3F | **117-0444●** | 23.50 | 21.12 | 18.81 | 16.47 | – – | – – |
| 5 | PRC05P5F. | **358-540** | 25.61 | 23.05 | 20.48 | 17.91 | – – | – – |
| 5 | PRC05P5F | **117-0445●** | 25.61 | 23.05 | 20.48 | 17.91 | – – | – – |
| 8 | PRC05P8F. | **358-587** | 29.08 | 26.16 | 23.24 | 20.35 | – – | – – |
| 8 | PRC05P8F | **117-0446●** | 29.08 | 26.16 | 23.24 | 20.35 | – – | – – |
| 12 | PRC05P12F. | **358-630** | 59.46 | 53.51 | 47.57 | 41.63 | – – | – – |
| 12 | PRC05P12F | **117-0447●** | 59.46 | 53.51 | 47.57 | 41.63 | – – | – – |
| **Panel Plug** | | | | | | | | |
| 3 | PRC05R3M. | **358-691** | 15.32 | 13.80 | 12.26 | 10.72 | – – | – – |
| 3 | PRC05R3M | **117-0448●** | 15.32 | 13.80 | 12.26 | 10.72 | – – | – – |
| 5 | PRC05R5M. | **358-708** | 17.02 | 15.28 | 14.54 | 12.74 | – – | – – |
| 5 | PRC05R5M | **117-0449●** | 17.02 | 15.28 | 14.54 | 12.74 | – – | – – |
| 8 | PRC05R8M. | **358-769** | 19.59 | 17.69 | 15.70 | 13.74 | – – | – – |
| 8 | PRC05R8M | **117-0450●** | 19.59 | 17.69 | 15.70 | 13.74 | – – | – – |
| 12 | PRC05R12M. | **358-850** | 40.46 | 36.43 | 32.36 | 28.34 | – – | – – |
| 12 | PRC05R12M | **117-0451●** | 40.46 | 36.43 | 32.36 | 28.34 | – – | – – |
| **Panel Socket** | | | | | | | | |
| 3 | PRC05R3F. | **358-861** | 14.63 | 13.16 | 11.68 | 10.21 | – – | – – |
| 3 | PRC05R3F | **117-0452●** | 14.63 | 13.16 | 11.68 | 10.21 | – – | – – |
| 5 | PRC05R5F. | **358-903** | 15.95 | 14.38 | 12.78 | 11.20 | – – | – – |
| 5 | PRC05R5F | **117-0453●** | 15.95 | 14.38 | 12.78 | 11.20 | – – | – – |
| 8 | PRC05R8F. | **358-915** | 18.09 | 16.34 | 14.44 | 12.68 | – – | – – |
| 8 | PRC05R8F | **117-0455●** | 18.09 | 16.34 | 14.44 | 12.68 | – – | – – |
| 12 | PRC05R12F. | **358-939** | 31.35 | 28.22 | 25.07 | 21.96 | – – | – – |
| 12 | PRC05R12F | **117-0456●** | 31.35 | 28.22 | 25.07 | 21.96 | – – | – – |

## HR10 Series Miniature Latching 4 and 6 Way 2A3

HRS

| Free plug | Jack plug | Panel plug |
|---|---|---|
| 147-030 | 147-038 | 147-034 |
| L=28.5, Dia=11 | L=28.5, Dia=11 | L=14, Dia=11 |
| Free socket | Jack socket | Panel socket |
| 147-028 | 147-036 | 147-032 |
| L=28.5, Dia=11 | L=28.5, Dia=11 | L=14, Dia=11 |

Free socket mates with jack plug or fixed plug. Free plug mates with jack socket or fixed socket.

A range of subminiature push-pull latching connectors providing a robust mechanism in a very compact package.

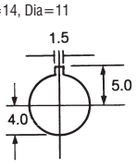


Panel cut-out



● Compliant
◄ Non-compliant
‡ Limited stock - RoHS replacement available

RoHS



C = CYAN M = Magenta Y = Yellow B = Black/SING

| | | | |
|---|---|---|---|
| Current rating | 2A @ 100V ac 140V dc | Housing | Zinc alloy and brass matt finished, nickel plated |
| Withstand | 500V ac for 4 way | | |
| Operating voltage | 300V ac for 6 way | Insulators | (Blue) Glass reinforced nylon 66 |
| Contact resistance | 10mΩ max | Contacts | |
| Cable dia. | 5.2mm max | Pin | Brass, gold plated. |
| | | Sockets | Beryllium copper, gold plated |

Mftrs. List No. HR10 7P 4P=147-029 HR10 7P 6P=147-030 HR10 7J 4P=147-037
HR10 7J 6P=147-038 HR10 7R 4P=147-033 HR10 7R 6P=147-034
HR10 7P 4S=147-027 HR10 7P 6S=147-028 HR10 7J 4S=147-035
HR10 7J 6S=147-036 HR10 7R 4S=147-031 HR10 7R 6S=147-032

Mftrs. List No. HR10 7P 4P=107-7702 HR10 7P 6P=1107-7703 HR10 7J 4P=1107-7711
HR10 7J 6P=107-7712 HR10 7R 4P=107-7707 HR10 7R 6P=107-7708
HR10 7P 4S=107-7700 HR10 7P 6S=107-7701 HR10 7J 4S=107-7709
HR10 7J 6S=107-7710 HR10 7R 4S=107-7705 HR10 7R 6S=107-7706

209354

| No. of Ways | Order Code | Price Each 1+ | 50+ | 150+ | 250+ |
|---|---|---|---|---|---|
| **Free Plugs** | | | | | |
| 4 | **147-029▲‡** | 23.76 | 21.60 | 19.81 | 16.95 |
| 4 | **107-7702●** | 23.76 | 21.60 | 19.81 | 16.95 |
| 6 | **147-030▲‡** | 33.45 | 30.37 | 29.15 | 26.42 |
| 6 | **107-7704●** | 33.45 | 30.37 | 29.15 | 26.42 |
| **Jack Plugs** | | | | | |
| 4 | **147-037▲‡** | 36.13 | 31.41 | 30.89 | 30.21 |
| 4 | **107-7711●** | 36.13 | 31.41 | 30.89 | 30.21 |
| 6 | **147-038▲‡** | 30.14 | 27.45 | 26.26 | 21.60 |
| 6 | **107-7712●** | 30.14 | 27.45 | 26.26 | 21.60 |
| **Panel Plugs** | | | | | |
| 4 | **147-033▲‡** | 23.37 | 22.25 | 21.03 | 20.32 |
| 4 | **107-7707●** | 23.37 | 22.25 | 21.03 | 20.32 |
| 6 | **147-034▲‡** | 17.97 | 16.15 | 15.66 | 15.09 |
| 6 | **107-7708●** | 17.97 | 16.15 | 15.66 | 15.09 |
| **Free Sockets** | | | | | |
| 4 | **147-027▲‡** | 39.73 | 37.52 | 35.95 | 35.02 |
| 4 | **107-7700●** | 39.73 | 37.52 | 35.95 | 35.02 |
| 6 | **147-028▲‡** | 38.69 | 34.73 | 33.61 | 32.42 |
| 6 | **107-7701●** | 38.69 | 34.73 | 33.61 | 32.42 |
| **Jack Sockets** | | | | | |
| 4 | **147-035▲‡** | 23.07 | 20.99 | 19.55 | 17.46 |
| 4 | **107-7709●** | 23.07 | 20.99 | 19.55 | 17.46 |
| 6 | **147-036▲‡** | 37.29 | 33.54 | 32.42 | 31.27 |
| 6 | **107-7710●** | 37.29 | 33.54 | 32.42 | 31.27 |
| **Panel Sockets** | | | | | |
| 4 | **147-031▲‡** | 21.97 | 21.67 | 19.90 | 19.42 |
| 4 | **107-7705●** | 21.97 | 21.67 | 19.90 | 19.42 |
| 6 | **147-032▲‡** | 23.37 | 21.03 | 20.32 | 19.68 |
| 6 | **107-7706●** | 23.37 | 21.03 | 20.32 | 19.68 |

## RM12B Series Bayonet 3 and 6 Way 5A

HRS

Free socket mates with jack plug and fixed plug. Free plug mates with jack socket and fixed socket. A range of miniature bayonet locking circular multipole connectors available in both panel and inline combinations.

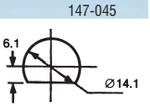

Panel cut-out

| | | | |
|---|---|---|---|
| Contact rating | 5A | Housing | Diecast zinc matt finish, nickel plated |
| Operating voltage | 3 pin (500Vac) 6 pin (350V ac) | Insulators | Diallyl phthalate, **UL94V-0** |
| Contact resistance | 4mΩ | Contacts | Pin: Brass, silver plated |
| | | | Socket: CDA alloy, silver plated |

Mftrs. List No. RM12BPG 3PH=147-042 RM12BPG 6PH=147-043 RM12BJB 3PH=147-050
RM12BJB 6PH=147-051 RM12BRD 3PH=147-046 RM12BRD 6PH=147-047
RM12BPG-3S07=147-040 RM12BPG-6S07=147-041 RM12BJB-3S07=147-048
RM12BJB-6S07=147-049 RM12BRD 3S=147-044 RM12BRD 6S=147-045

Mftrs. List No. RM12BPG 3PH=107-7716 RM12BPG 6PH=107-7717
RM12BJB 6PH=107-7720 RM12BRD 3PH=107-7722
RM12BPG-3S07=107-7713 RM12BPG-6S07=107-7714
RM12BJB-6S07=107-7718 RM12BRD 3S=107-7719

209355

| No. of Ways | Order Code | Price Each 1+ | 50+ | 150+ | 250+ |
|---|---|---|---|---|---|
| **Free Plugs** | | | | | |
| 3 | **147-042▲‡** | 21.34 | 19.07 | 15.22 | 13.29 |
| 3 | **107-7716●** | 21.34 | 19.07 | 15.22 | 13.29 |
| 6 | **147-043▲‡** | 21.90 | 19.48 | 15.60 | 13.51 |
| 6 | **107-7717●** | 21.90 | 19.48 | 15.60 | 13.51 |
| **Jack Plugs** | | | | | |
| 3 | **147-050●** | 21.34 | 19.07 | 15.22 | 13.29 |
| 6 | **147-051●** | 23.01 | 20.61 | 16.44 | 14.25 |
| **Panel Plugs** | | | | | |
| 3 | **147-046▲‡** | 12.53 | 11.49 | 9.18 | 8.07 |
| 3 | **107-7720●** | 12.53 | 11.49 | 9.18 | 8.07 |
| 6 | **147-047▲‡** | 11.92 | 10.63 | 8.44 | 7.38 |
| 6 | **107-7722●** | 11.92 | 10.63 | 8.44 | 7.38 |
| **Free Sockets** | | | | | |
| 3 | **147-040▲‡** | 23.30 | 20.77 | 16.63 | 14.38 |
| 3 | **107-7713●** | 23.30 | 20.77 | 16.63 | 14.38 |
| 6 | **147-041▲‡** | 25.67 | 22.86 | 18.26 | 15.83 |
| 6 | **107-7714●** | 25.67 | 22.86 | 18.26 | 15.83 |
| **Jack Sockets** | | | | | |
| 3 | **147-048●** | 30.35 | 27.06 | 21.70 | 18.81 |
| 6 | **147-049●** | 34.52 | 30.82 | 24.56 | 21.38 |
| **Panel Sockets** | | | | | |
| 3 | **147-044▲‡** | 11.72 | 10.46 | 8.38 | 7.22 |
| 3 | **107-7718●** | 11.72 | 10.46 | 8.38 | 7.22 |
| 6 | **147-045▲‡** | 13.79 | 12.33 | 9.92 | 8.51 |
| 6 | **107-7719●** | 13.79 | 12.33 | 9.92 | 8.51 |

## Circular Connectors

lumberg

**Series 03**

- Robust circular connector with screw fastener.
- Metal
- 360° Shielded:
- Solid metal sleeve and ring to take braided screen
- For use in Measurement, Control and medical equipment
- **IP67**.

Type Description
0322 Socket 360°Shielded
0322 Plug 360°Shielded
0304 Socket, Front mounting, Screwed from rear, Solder terminals
0305 Socket Rear/side mounting, screwed from front, Solder terminals
0314 Plug, Front mounting, Screwed from rear, Solder terminals
0315 Plug, Rear/side mounting, screwed from front, Solder terminals.

239693

| No of Ways | Mftrs. List No. | Order Code | Price Each 1+ | 10+ | 50+ |
|---|---|---|---|---|---|
| **Plug 360° Shielded** | | | | | |
| 3 | 0332 03 | **121-2128●** | 15.22 | 13.19 | 11.43 |
| 4 | 0332 04 | **121-2130●** | 15.54 | 13.42 | 11.62 |
| 5 | 033205 | **329-6635** | 14.22 | 12.27 | 10.64 |
| 6 | 0332 06 | **121-2131●** | 16.11 | 13.96 | 12.07 |
| 7 DIN 45329 | 0332 07-1 | **121-2132●** | 15.92 | 13.80 | 11.94 |
| 8 | 0332 08 | **121-2133●** | 16.31 | 14.09 | 12.23 |
| 8 DIN 45326 | 0332 08-1 | **121-2134●** | 16.15 | 14.00 | 12.13 |
| 12 | 0332 12 | **121-2135●** | 17.85 | 15.47 | 13.39 |
| **Socket 360°Shielded** | | | | | |
| 3 | 0322 03 | **121-2136●** | 16.15 | 14.00 | 12.13 |
| 4 | 0322 04 | **121-2137●** | 16.47 | 14.25 | 12.36 |
| 5 | 032205 | **329-7100** | 16.86 | 14.55 | 12.65 |
| 6 | 0322 06 | **121-2139●** | 17.08 | 14.80 | 12.81 |
| 7 DIN 45321 | 0322 07-1 | **121-6973●** | 17.40 | 15.05 | 13.06 |
| 8 | 0322 08 | **121-2141●** | 17.69 | 15.31 | 13.29 |
| 8 DIN 45326 | 0322 08-1 | **121-2142●** | 17.69 | 15.31 | 13.29 |
| 12 | 0322 12 | **121-2143●** | 21.89 | 18.97 | 16.44 |
| **Socket Front mounted** | | | | | |
| 3 | 0304 03 | **121-2127●** | 9.47 | 8.22 | 7.13 |
| 4 | 0304 04 | **119-6462●** | 9.76 | 8.44 | 7.32 |
| 7 | 030407 | **329-6167** | 9.73 | 8.40 | 7.32 |
| 7 DIN 45329 | 0304 07-1 | **119-6463●** | 10.63 | 9.18 | 8.54 |
| 8 DIN 45326 | 0304 08-1 | **119-6465●** | 10.91 | 9.44 | 8.19 |
| 12 | 0304 12 | **119-6468●** | 18.65 | 16.15 | 14.00 |
| **Socket Rear/side mounting** | | | | | |
| 3 | 030503 | **329-6210** | 8.92 | 7.71 | 6.67 |
| 8 | 030508 | **329-6283** | 11.14 | 9.66 | 8.35 |
| 12 | 030512 | **329-6301** | 13.61 | 11.75 | 10.19 |
| **Plug, Front mounting** | | | | | |
| 3 | 0314 03 | **117-7880●** | 9.76 | 8.80 | 7.32 |
| 4 | 0314 04 | **117-7881●** | 10.24 | 8.89 | 7.67 |
| 6 | 0314 06 | **119-6469●** | 9.41 | 8.15 | 7.03 |
| 7 DIN 45329 | 0314 07-1 | **119-6470●** | 9.24 | 7.99 | 6.90 |
| 8 | 031408 | **329-6714** | 8.72 | 7.55 | 6.58 |
| 8 DIN 45326 | 031708-1 | **329-7070** | 8.66 | 7.49 | 6.48 |
| 12 | 0315 12 | **117-7879●** | 14.51 | 12.55 | 10.88 |
| **Plug Rear/side mounting** | | | | | |
| 3 | 031503 | **329-6386** | 8.07 | 6.97 | 6.05 |
| 8 DIN 45329 | 031508-1 | **329-6465** | 9.79 | 8.46 | 7.32 |
| 12 | 0315 12 | **117-7879●** | 14.51 | 12.55 | 10.88 |



Prices are in Singapore Dollars and exclusive of GST.
Due to the volatile nature of certain products, prices are subject to change without notice.

## Miniature Circular 'Series 680'

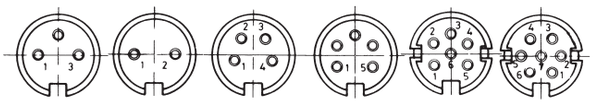

- Miniature round connector with threaded coupling
- Low cost
- Suitable for industrial electronics
- Screw cable clamp clip

| | |
|---|---|
| Contact rating | 5A@250V 2-8way 3A@250V 12+16way |
| Contact resistance | ≤3mΩ |
| Insulation resistance | >$10^{10}$Ω (IEC512, part2) |
| Capacitance between adjacent contacts | 2.5pF |
| Temperature range | -40°C to +85°C |
| Housing | Brass, nickel plating |
| Dielectric | PETP |
| Contact (socket) | Copper/tin alloy, silver plating |
| Contact (pins) | Copper/Zinc Alloy, Silver plating |
| Maximum wire size | 0.75mm² 2-8way 0.25mm² 12+16way |
| Cable gland outlet | 4-6mm |

209136

| No. of Ways | Mftrs. List No. | Order Code | Price Each 1+ | 20+ | 50+ | 100+ | + |
|---|---|---|---|---|---|---|---|
| **Free Plug** | | | | | | | |
| 2 | 09 0301 00 02. | **659-125** | 10.52 | 8.83 | 8.02 | 7.13 | – – |
| 2 | 09 0301 00 02 | **112-2582●** | 10.52 | 8.83 | 8.02 | 7.13 | – – |
| 3 | 09 0305 00 03. | **659-137** | 10.79 | 9.21 | 8.38 | 7.51 | – – |
| 3 | 09 0305 00 03 | **112-2583●** | 10.79 | 9.21 | 8.38 | 7.51 | – – |
| 4 | 09 0309 00 04. | **659-149** | 11.65 | 9.95 | 9.05 | 8.02 | – – |
| 4 | 09 0309 00 04 | **112-2584●** | 11.65 | 9.95 | 9.05 | 8.02 | – – |
| 5 | 09 0313 00 05. | **659-150** | 12.05 | 10.27 | 9.34 | 8.28 | – – |
| 5 | 09 0313 00 05 | **112-2585●** | 12.05 | 10.27 | 9.34 | 8.28 | – – |
| 5 | 09 0317 00 05 | **112-2810●** | 12.65 | 10.08 | 9.18 | 8.35 | – – |
| 6 | 09 0321 00 06. | **659-162** | 12.47 | 11.36 | 10.71 | 9.83 | – – |
| 6 | 09 0321 00 06 | **112-2586●** | 12.47 | 11.36 | 10.71 | 9.83 | – – |
| 7 | 09 0325 00 07. | **659-174** | 13.72 | 11.49 | 10.46 | 9.18 | – – |
| 7 | 09 0325 00 07 | **112-2588●** | 13.72 | 11.49 | 10.46 | 9.18 | – – |
| 8 | 09 0571 00 08 | **112-2811●** | 17.29 | 15.50 | 14.09 | 12.33 | – – |
| 12 | 09 0329 00 12 | **112-2813●** | 23.17 | 20.90 | 19.00 | 16.53 | – – |
| 16 | 09 0337 00 16 | **112-2814●** | 26.92 | 24.38 | 22.00 | 20.51 | – – |
| **Free Socket** | | | | | | | |
| 2 | 09 0302 00 02. | **659-186** | 10.02 | 8.96 | 8.15 | 7.22 | – – |
| 2 | 09 0302 00 02 | **112-2589●** | 10.02 | 8.96 | 8.15 | 7.22 | – – |
| 3 | 09 0306 00 03. | **659-198** | 10.95 | 9.41 | 8.54 | 7.58 | – – |
| 3 | 09 0306 00 03 | **112-2590●** | 10.95 | 9.41 | 8.54 | 7.58 | – – |
| 4 | 09 0310 00 04. | **659-204** | 11.32 | 10.27 | 9.34 | 8.28 | – – |
| 4 | 09 0310 00 04 | **112-2591●** | 11.32 | 10.27 | 9.34 | 8.28 | – – |
| 5 | 09 0314 00 05. | **659-216** | 12.19 | 10.34 | 9.41 | 8.35 | – – |
| 5 | 09 0314 00 05 | **112-2592●** | 12.19 | 10.34 | 9.41 | 8.35 | – – |
| 5 | 09 0318 00 05 | **112-2815●** | 12.65 | 10.27 | 9.34 | 8.28 | – – |
| 6 | 09 0322 00 06. | **659-228** | 13.18 | 12.78 | 12.42 | 11.68 | – – |
| 6 | 09 0322 00 06 | **112-2593●** | 13.18 | 12.78 | 12.42 | 11.68 | – – |
| 7 | 09 0326 00 07. | **659-230** | 14.22 | 12.39 | 11.30 | 10.02 | – – |
| 7 | 09 0326 00 07 | **112-2594●** | 14.22 | 12.39 | 11.30 | 10.02 | – – |
| 8 | 09 0572 00 08 | **112-2816●** | 17.66 | 15.76 | 14.32 | 12.71 | – – |
| 12 | 09 0330 00 12 | **112-2817●** | 24.74 | 22.08 | 20.09 | 17.82 | – – |
| 16 | 09 0338 00 16 | **112-2818●** | 33.21 | 28.86 | 26.19 | 23.27 | – – |
| **Panel Plug**- Solder bucket contacts | | | | | | | |
| 2 | 09 0303 00 02. | **659-241** | 8.31 | 7.29 | 6.61 | 5.87 | – – |
| 2 | 09 0303 00 02 | **112-2595●** | 8.31 | 7.29 | 6.61 | 5.87 | – – |
| 3 | 09 0307 00 03. | **659-253** | 8.85 | 7.58 | 6.90 | 6.13 | – – |
| 3 | 09 0307 00 03 | **112-2596●** | 8.85 | 7.58 | 6.90 | 6.13 | – – |
| 4 | 09 0311 00 04. | **659-265** | 8.85 | 8.28 | 7.51 | 6.68 | – – |
| 4 | 09 0311 00 04 | **112-2597●** | 8.85 | 8.28 | 7.51 | 6.68 | – – |
| 5 | 09 0315 00 05. | **659-277** | 9.05 | 7.80 | 7.13 | 6.32 | – – |
| 5 | 09 0315 00 05 | **112-2598●** | 9.05 | 7.80 | 7.13 | 6.32 | – – |
| 5 | 09 0319 00 05 | **112-2823●** | 10.02 | 8.28 | 7.51 | 6.68 | – – |
| 6 | 09 0323 00 06. | **659-289** | 10.35 | 8.89 | 8.09 | 7.19 | – – |
| 6 | 09 0323 00 06 | **112-2600●** | 10.35 | 8.89 | 8.09 | 7.19 | – – |
| 7 | 09 0327 00 07. | **659-290** | 10.82 | 9.28 | 8.44 | 7.51 | – – |
| 7 | 09 0327 00 07 | **112-2601●** | 10.82 | 9.28 | 8.44 | 7.51 | – – |
| 8 | 09 0473 00 08 | **112-2825●** | 16.46 | 15.76 | 14.32 | 12.74 | – – |
| 12 | 09 0331 00 12 | **112-2826●** | 21.07 | 18.84 | 17.14 | 15.22 | – – |
| 16 | 09 0339 00 16 | **112-2827●** | 31.54 | 26.45 | 24.04 | 21.38 | – – |
| **Panel Socket**- Solder bucket contacts | | | | | | | |
| 2 | 09 0304 00 02. | **659-307** | 8.17 | 7.22 | 6.55 | 5.84 | – – |
| 2 | 09 0304 00 02 | **112-2602●** | 8.17 | 7.22 | 6.55 | 5.84 | – – |
| 3 | 09 0308 00 03. | **659-319** | 9.01 | 7.67 | 6.97 | 6.20 | – – |
| 3 | 09 0308 00 03 | **112-2603●** | 9.01 | 7.67 | 6.97 | 6.20 | – – |
| 4 | 09 0312 00 04. | **659-320** | 9.08 | 7.86 | 7.19 | 6.39 | – – |
| 4 | 09 0312 00 04 | **112-2604●** | 9.08 | 7.86 | 7.19 | 6.39 | – – |
| 5 | 09 0316 00 05. | **659-332** | 9.24 | 7.80 | 7.13 | 6.32 | – – |
| 5 | 09 0316 00 05 | **112-2606●** | 9.24 | 7.80 | 7.13 | 6.32 | – – |
| 5 | 09 0320 00 05 | **112-2819●** | 10.91 | 8.09 | 7.35 | 6.55 | – – |
| 6 | 09 0324 00 06. | **659-344** | 9.63 | 8.69 | 8.33 | 7.65 | – – |
| 6 | 09 0324 00 06 | **112-2607●** | 9.63 | 8.69 | 8.33 | 7.65 | – – |
| 7 | 09 0328 00 07. | **659-356** | 12.69 | 10.88 | 9.89 | 9.23 | – – |
| 7 | 09 0328 00 07 | **112-2608●** | 12.69 | 10.88 | 9.89 | 9.23 | – – |
| 8 | 09 0474 00 08 | **112-2820●** | 15.99 | 14.28 | 13.00 | 11.56 | – – |
| 12 | 09 0332 00 12 | **112-2821●** | 21.64 | 19.29 | 17.53 | 15.60 | – – |
| 16 | 09 0340 00 16 | **112-2822●** | 34.88 | 28.76 | 26.16 | 23.27 | – – |

## Minature Circular Series 682

- Low profile 90° cable connector version of the 680 series
- Solder buckets
- Integral cable clamp (max.cable 6mm)
- Sealing to **IP40** when mated

| | |
|---|---|
| Current rating | 5A (2-8 way), 3A (12 + 16 Way) |
| Voltage rating | 250V ac (VDE standard 0110) |
| Applicable wire | 0.75 mm² (2-8 way)0.25 mm² (12-16 way) |
| Cable outlet | 4-6mm |
| Housing | PA66 UL 94 HB |
| Contact pin | Brass (Silver/Gold) plated |
| Contact socket | Bronze (Silver/Gold) plated |
| Contact resistance | ≤3mΩ |
| Insulation resistance | >$10^{10}$Ω |
| Withstanding voltage | 500V ac @ 1 min. |
| Temperature range | -40°C to +85°C |

227272

| No. of Ways | Mftrs. List No. | Order Code | Price Each 1+ | 50+ | 100+ | 500+ |
|---|---|---|---|---|---|---|
| **Free Plug 90⁰** | | | | | | |
| 2 | 09 0133 70 02. | **330-2362** | 16.66 | 12.81 | 11.46 | – – |
| 2 | 09 0133 70 02 | **112-2383●** | 16.66 | 12.81 | 11.46 | – – |
| 3 | 09 0135 70 03. | **330-2374** | 13.80 | 10.81 | 10.09 | – – |
| 3 | 09 0135 70 03 | **112-2384●** | 13.80 | 10.81 | 10.09 | – – |
| 4 | 09 0137 70 04. | **330-2386** | 18.46 | 14.19 | 12.33 | 11.56 |
| 4 | 09 0137 70 04 | **112-2385●** | 18.46 | 14.19 | 12.33 | 11.56 |
| 5 | 09 0139 70 05. | **330-2398** | 18.49 | 14.22 | 12.33 | 11.88 |
| 5 | 09 0139 70 05 | **112-2386●** | 18.49 | 14.22 | 12.33 | 11.88 |
| 8 | 09 0153 70 08. | **330-2416** | 20.86 | 16.02 | 14.51 | – – |
| 5 | 09 0139 70 05 | **112-2386●** | 18.49 | 14.22 | 12.33 | 11.88 |
| 8 | 09 0153 70 08 | **112-2387●** | 20.86 | 16.02 | 14.51 | – – |
| 12 | 09 0147 70 12. | **330-2428** | 29.03 | 22.78 | 19.76 | 18.49 |
| 12 | 09 0147 70 12 | **112-2388●** | 29.03 | 22.78 | 19.76 | 18.49 |
| 16 | 09 0185 70 16. | **330-2430** | 34.67 | 26.68 | 24.13 | – – |
| 16 | 09 0185 70 16 | **112-2389●** | 34.67 | 26.68 | 24.13 | – – |
| **Free Socket 90⁰** | | | | | | |
| 3 | 09 0136 70 03. | **330-2453** | 13.18 | 10.32 | 9.21 | – – |
| 3 | 09 0136 70 03 | **112-2390●** | 13.18 | 10.32 | 9.21 | – – |
| 4 | 09 0138 70 04. | **330-2465** | 13.57 | 10.61 | 9.90 | – – |
| 4 | 09 0138 70 04 | **112-2391●** | 13.57 | 10.61 | 9.90 | – – |
| 5 | 09 0140 70 05. | **330-2477** | 17.89 | 13.74 | 11.91 | 11.17 |
| 5 | 09 0140 70 05 | **112-2392●** | 17.89 | 13.74 | 11.91 | 11.17 |
| 5 Stereo | 09 0142 70 05 | **330-2489** | 18.94 | 14.91 | 14.09 | – – |
| 8 | 09 0154 70 08 | **330-2490** | 20.86 | 16.02 | 13.90 | 13.19 |
| 8 | 09 0154 70 08 | **112-2394●** | 20.86 | 16.02 | 13.90 | 13.19 |
| 12 | 09 0148 70 12. | **330-2507** | 30.94 | 23.82 | 21.23 | – – |
| 12 | 09 0148 70 12 | **112-2395●** | 30.94 | 23.82 | 21.23 | – – |
| 16 | 09 0186 70 16 | **330-2519** | 34.67 | 26.68 | 24.13 | – – |

RoHS ● Compliant ▲ Non-compliant ‡ Limited stock - RoHS replacement available

## 'CA' Series Screwlocking 3, 6 Way + Earth

HIRSCHMANN

**10/16A-IP67**

- Plastic screwlocking, suitable for process control and industrial application
- Sealed to **IP67**
- Approvals, **DIN, VDE, SEV** and **UL** Recognised

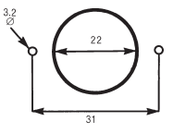


Panel cut-out

| | | |
|---|---|---|
| Contact Rating | 16A @ 380Vac/450V dc | (3 way) |
| | 16A @ 250Vac/300V dc | (6 way) |
| Contact Resistance | 3mΩ | (3 way)5 |
| | 5mΩ | (6 way) |
| Temperature range | -40°C to +90°C | |
| Housing | Glass-fibre reinforced Polyamide, **UL94V-1** | |
| Contact Bearer | Glass-fibre reinforced Polyamide, **UL94V-1** | |
| Contacts | Copper alloy, Silver plated | |
| Protection | IP67 (DIN 40 050) | |
| Wire conductor size | 1.5mm²/16 AWG | (3 Way) |
| | 0.75mm²/19 AWG | (6 Way) |
| Cable Glands | PG9 (Cable=6-8mm max) | |
| Terminations | Screw (3 Ways) | |
| | Solder (6 Ways) | |

209100

| Free Plug | Mftrs. List No. | Order Code | Price Each 1+ | 10+ | 25+ | 50+ | + |
|---|---|---|---|---|---|---|---|
| 3 +Earth | CA3LS | **361-1851●** | 15.62 | 14.51 | 13.90 | 11.36 | – – |
| 6 +Earth | CA6LS | **361-1899●** | 14.49 | 12.62 | 10.95 | 8.96 | – – |
| **Free Socket** | | | | | | | |
| 3 +Earth | CA3LD | **361-1863●** | 16.99 | 14.42 | 13.42 | 11.54 | – – |
| 6 +Earth | CA6LD | **361-1905●** | 21.90 | 19.58 | 16.56 | 13.51 | – – |
| **Panel Plug** | | | | | | | |
| 3 +Earth | CA3GS | **494-665●** | 9.75 | 8.30 | 7.36 | 6.03 | – – |
| 6 +Earth | CA6GS | **494-677●** | 8.67 | 7.42 | 6.62 | 5.35 | – – |
| **Panel Socket** | | | | | | | |
| 3 +Earth | CA3GD | **494-689●** | 10.82 | 9.21 | 8.25 | 6.68 | – – |
| 6 +Earth | CA6GD | **494-690●** | 16.15 | 13.81 | 12.29 | 10.02 | – – |
| **Protective Cap** | | | | | | | |
| Cover for panel plug | CA00SD2 | **494-707●** | 8.44 | 7.67 | 6.96 | – – | – – |
| Cover for panel socket | CA00SD4 | **494-719●** | 8.44 | 7.67 | 6.96 | – – | – – |

## 'C16-1' Plastic screwlocking 3,6 Way + Earth

Amphenol

**10/16A-IP67**

- Ideal for power and signal application
- Threaded coupling
- High grade plastic housing
- Approvals, **VDE, SEV, CL, GL, CSA & UL** Recognised

| | | |
|---|---|---|
| Contact Rating | 16A @ 380Vac/450Vdc (45°C) | (3 Way) |
| | 10A @ 250Vac/300Vdc (45°C) | (6 Way) |
| Contact Resistance | ≤mΩ | |
| Insulation Resistance | ≥ $10^6$MΩ | |
| Temperature range | -40°C to +100°C | |
| Housing | Polyamide 6.6 | UL94V-0 |
| Dielectric | Polyamide 6.6 | UL94V-0 |
| Contacts | Copper alloy, Silver plated | |
| Protection | IP67 (DIN 40050) | |
| Wire Size | 2.5mm² | (3 Way) |
| | 0.75mm² | (6 Way) |
| Cable Gland | PG9 (Cable=9.5mm max) | |
| Terminations | Screw | (3 Way) |
| | Solder | (6 Way) |

209218

| Free Plug | Mftrs. List No. | Order Code | Price Each 1+ | 10+ | 25+ | 50+ | + |
|---|---|---|---|---|---|---|---|
| 3 +Earth | T3108-001 | **121-3122●** | 13.81 | – – | – – | – – | – – |
| 6 +Earth | T3104-001 | **121-3123●** | 17.30 | – – | – – | – – | – – |
| **Free Socket** | | | | | | | |
| 3 +Earth | T3109-001 | **121-3124●** | 15.07 | – – | – – | – – | – – |
| 6 +Earth | T3105-001 | **112-3559●** | 16.81 | 12.94 | 11.56 | – – | – – |
| **Panel Plug** | | | | | | | |
| 3 +Earth | T3110-000 | **112-3560●** | 13.82 | 10.68 | 9.53 | – – | – – |
| 6 +Earth | T3106-000 | **112-3561●** | 12.49 | 9.62 | 8.59 | – – | – – |
| **Panel Socket** | | | | | | | |
| 3 +Earth | T3111-000 | **121-3125●** | 12.16 | 11.07 | – – | – – | – – |
| 6 +Earth | T3107-000 | **112-3562●** | 12.93 | 9.95 | 8.89 | – – | – – |
| **Protective Cap** | | | | | | | |
| Panel plug | T6482-000 | **112-3563●** | 11.55 | 8.89 | 7.94 | – – | – – |
| Panel socket | T6843-000 | **964-384** | 10.82 | 9.85 | 8.45 | 6.50 | – – |

## C16-3 Series Plastic Circular

Amphenol

- Robust, lightweight plastic circular connectors
- Bayonet locking
- Supplied with strain relief and PG cable for conduit fixing
- Sealed to **IP65**
- Pre-leading earth contact (PE)
- Suitable for use where power and control is required through one connection
- Applications include machine tools, measurement and control, process technology, medical equipment
- **VDE** and **CSA** approved, **UL** Recognised

| | |
|---|---|
| Contact plating | Silver |
| Mating cycles | >500 |
| Operating temperature | -40°C to 125°C |
| Protection | IPIP65 |
| Housing | Polyamide 6.6 |

| | Shell Size 1 8 + PE | 14 + PE | 17 + PE |
|---|---|---|---|
| Current rating | 12A | 11 x 6A, 4 x 18A | 12A |
| Voltage rating | 400V | 400V | 400V |
| Termination | Crimp | Crimp | Crimp |
| Contact diameter | 1.6 | 1.5 & 2.5 | 1.5 |
| Conductor size (mm²) | 0.14 -1.5 | 0.5 -1.5 | 0.14 -1.0 |

| | Shell Size 2 5 + PE | 12 + PE | 14 + PE | 19 + PE |
|---|---|---|---|---|
| Current rating | 21A | 12A | 12A | 12A |
| Voltage rating | 400V | 400V | 400V | 400V |
| Termination | Screw | Crimp | Crimp | Crimp |
| Contact diameter | n/a | 1.6 & 2.5 | 1.5 & 1.6 | 1.5 |
| Conductor size (mm²) | 4 max. | 0.14 -2.5 | 0.14 -2.5 | 0.14 -1.0 |

Mftrs. List No.

| | | |
|---|---|---|
| C016 10I014 0021=112-3456 | C016 20C005 1002=112-3475 | C016 00U000 0002=112-3492 |
| C016 10I017 0021=112-3459 | C016 10C012 0002=379-0710 | C016 00V000 0201=112-3493 |
| C016 20I005 1032=112-3461 | C016 10C014 0002=379-0721 | C016 00V000 0002=112-3495 |
| C016 10I012 0032=112-3462 | C016 10C019 0002=112-3477 | TA 0100 146=379-1002 |
| C016 10I014 0032=379-0230 | C016 10G008 0001=112-3479 | FH 0200 091 1=379-0990 |
| C016 10E008 0021=112-3463 | C016 10G014 0001=112-3480 | FG 0300 146 1=379-0988 |
| C016 10E014 0021=112-3465 | C016 10G017 0001=112-3481 | FG 0200 146 1=379-0976 |
| C016 10E017 0021=112-3466 | C016 20G005 1002=112-3482 | VN01 015 0046 1=112-3497 |
| C016 20E005 1032=112-3467 | C016 10G012 0002=112-3483 | VN01 016 0003 1=112-3499 |
| C016 10E012 0032=112-3468 | C016 10G014 0002=379-0794 | VN02 016 0003 1=112-3500 |
| C016 10E014 0032=112-3470 | C016 10G019 0002=379-0800 | VN01 016 0002 1=112-3501 |
| C016 10E019 0032=379-0319 | C016 00U000 0001=112-3484 | VN02-015-0046(1)=991-2525 |
| C016 10C008 0001=112-3472 | C016 00U000 0102=112-3485 | VN02 016 0002 1=112-3502 |
| C016 10C014 0001=379-0680 | C016 00V000 0001=112-3487 | VN01 025 0001 101=112-3503 |
| C016 10C017 0001=112-3474 | C016 00V000 0102=379-0848 | VN02 025 0001 101=112-3504 |
| | C016 00U000 0201=112-3489 | |

231448

| No. of Ways | Shell Size | Order Code | Price Each 1+ | 10+ | 25+ | 50+ |
|---|---|---|---|---|---|---|
| **Free Plug** | | | | | | |
| 8+1 | 1 | **112-3455●** | 20.88 | 19.71 | 18.62 | 16.43 |
| 14+1 | 1 | **112-3456●** | 22.08 | 20.84 | 19.68 | 17.36 |
| 17+1 | 1 | **112-3459●** | 22.80 | 21.52 | 20.33 | 17.94 |
| 5+1 | 2 | **112-3461●** | 37.08 | 34.29 | 32.38 | 28.57 |
| 12+1 | 2 | **112-3462●** | 30.30 | 28.53 | 26.95 | 23.78 |
| 14+1 | 2 | **379-0230** | 31.65 | 28.05 | 24.78 | 22.86 |
| **Free Socket** | | | | | | |
| 8+1 | 1 | **112-3463●** | 25.59 | 24.09 | 22.75 | 20.08 |
| 14+1 | 1 | **112-3465●** | 24.27 | 22.84 | 21.57 | 19.03 |
| 17+1 | 1 | **112-3466●** | 25.23 | 23.78 | 22.46 | 19.81 |
| 5+1 | 2 | **112-3467●** | 46.71 | 44.05 | 41.60 | 36.71 |
| 12+1 | 2 | **112-3468●** | 30.30 | 28.53 | 26.95 | 23.78 |
| 14+1 | 2 | **112-3470●** | 25.71 | 24.22 | 22.87 | 20.18 |
| 19+1 | 2 | **379-0319** | 32.67 | 28.95 | 25.59 | 23.61 |



Prices are in Singapore Dollars and exclusive of GST. Due to the volatile nature of certain products, prices are subject to change without notice.

C = CYAN M = Magenta Y = Yellow B = Black/SING

| No. of Ways | Shell Size | Order Code | Price Each 1+ | 10+ | 25+ | 50+ |
|---|---|---|---|---|---|---|
| **Panel Plug** | | | | | | |
| 8+1 | 1 | **112-3472●** | 11.37 | 10.70 | 10.11 | 8.92 |
| 17+1 | 1 | **112-3474●** | 11.70 | 11.01 | 10.40 | 9.18 |
| 5+1 | 2 | **112-3475●** | 24.27 | 22.84 | 21.57 | 19.03 |
| 12+1 | 2 | **379-0710** | 13.62 | 12.12 | 10.68 | 9.87 |
| 14+1 | 2 | **379-0721** | 13.62 | 12.12 | 10.68 | 9.87 |
| 19+1 | 2 | **112-3477●** | 14.01 | 13.20 | 12.47 | 11.00 |
| **Panel Socket** | | | | | | |
| 8+1 | 1 | **112-3479●** | 14.49 | 13.64 | 12.88 | 11.37 |
| 14+1 | 1 | **112-3480●** | 11.37 | 10.70 | 10.11 | 8.92 |
| 17+1 | 1 | **112-3481●** | 11.82 | 11.14 | 10.52 | 9.28 |
| 5+1 | 2 | **112-3482●** | 32.10 | 30.29 | 28.60 | 25.24 |
| 12+1 | 2 | **112-3483●** | 19.26 | 17.33 | 16.37 | 14.44 |
| 14+1 | 2 | **379-0794** | 16.65 | 14.76 | 13.05 | 12.03 |
| 19+1 | 2 | **379-0800** | 19.02 | 16.89 | 14.91 | 13.77 |
| **Protective Cap** | | | | | | |
| **Free Plug** | | | | | | |
| | 1 | **112-3484●** | 14.06 | 12.65 | 11.95 | 10.54 |
| | 2 | **112-3485●** | 15.41 | 13.87 | 13.10 | 11.56 |
| **Free Socket** | | | | | | |
| | 1 | **112-3487●** | 14.29 | 12.86 | 12.15 | 10.72 |
| | 2 | **379-0848** | 13.59 | 11.96 | 10.53 | 9.75 |
| **Panel Plug** | | | | | | |
| | 1 | **112-3489●** | 13.60 | 12.24 | 11.56 | 10.20 |
| | 2 | **112-3492●** | 13.91 | 12.51 | 11.82 | 10.43 |
| **Panel Socket** | | | | | | |
| | 1 | **112-3493●** | 13.21 | 11.89 | 11.23 | 9.91 |
| | 2 | **112-3495●** | 14.29 | 12.86 | 12.15 | 10.72 |
| **Tooling** | | | | | | |
| **Ratchet Crimp Tool** | | | | | | |
| | | **379-1002** | 406.02 | – – | – – | – – |
| **Insertion/Extraction Tools** | | | | | | |
| Contact Dia. | | | | | | |
| 1.5 | | **379-0990** | 255.81 | – – | – – | – – |
| 1.6 | | **379-0988** | 58.35 | – – | – – | – – |
| 2.5 | | **379-0976** | 149.96 | – – | – – | – – |

| Contact Dia. | Wire $mm^2$ | Order Code | Price Per Pack of 10 1+ | 10+ |
|---|---|---|---|---|
| **Pin Contacts** | | | | |
| 1.5 | 0.14-0.5 | **112-3497●** | 7.48 | 5.61 |
| 1.6 | 0.14-0.5 | **112-3499●** | 8.92 | 6.69 |
| 1.6 | 0.5-1.5 | **112-3500●** | 9.02 | 6.76 |
| 1.6 | 0.5-1.5 | **112-3501●** | 8.92 | 6.69 |
| **Socket Contacts** | | | | |
| 1.5 | 0.14-0.5 | **991-2525●** | 5.99 | 4.49 |
| 1.6 | 0.14-0.5 | **112-3502●** | 8.92 | 6.69 |
| 2.5 | 0.5-1.5 | **112-3503●** | 9.06 | 6.80 |
| 2.5 | 0.5-1.5 | **112-3504●** | 9.06 | 6.80 |

## Industrial Micro Connector

DEUTSCH

**Crimp 2 to 12 way**

- A cost effective micro connector range
- For use in harsh environment
- 2 Shell sizes, 3 contact sizes
- Positive twist lock, bayonet type
- Sealing **IP67**
- Approval **UL Recognised, CSA** and **VDE** pending

| | | | |
|---|---|---|---|
| Contact rating | See contact specs | Temperature range | -55°C to +175°C |
| Operating voltage | 750-1000Vrms | Housing | Ultem 10UL94V-0 |
| Insulation resistance | 1000mΩmin | | |

209190

## Series 200

DEUTSCH

- Contact size 16 (2 way), 20 (5 & 7 way), 22 (12 way)

219728

| No. of Ways | Mftrs. List No. | Order Code | Price Each 1+ | 25+ | 100+ | 250+ |
|---|---|---|---|---|---|---|
| **Inline Plug** | | | | | | |
| 2 | IMC26-1602X. | **890-030‡** | 9.50 | 9.08 | 7.65 | 6.65 |
| 2 | IMC26-1602X | **101-9236●** | 9.50 | 9.08 | 7.65 | 6.65 |
| 5 | IMC26-2005X. | **890-042‡** | 10.48 | 9.63 | 8.27 | 7.00 |
| 5 | IMC26-2005X | **101-9237●** | 10.48 | 9.63 | 8.27 | 7.00 |
| 7 | IMC26-2007X. | **890-054‡** | 10.48 | 9.63 | 8.27 | 7.00 |
| 7 | IMC26-2007X | **101-9238●** | 10.48 | 9.63 | 8.27 | 7.00 |
| 12 | IMC26-2212X. | **890-066‡** | 10.38 | 9.53 | 8.19 | 6.93 |
| 12 | IMC26-2212X | **101-9239●** | 10.38 | 9.53 | 8.19 | 6.93 |
| **Inline Receptacle** | | | | | | |
| 5 | IMC21-2005X. | **890-080‡** | 8.68 | 8.02 | 6.84 | 5.81 |
| 5 | IMC21-2005X | **101-9240●** | 8.68 | 8.02 | 6.84 | 5.81 |
| 7 | IMC21-2007X. | **890-091‡** | 6.61 | 6.38 | 5.44 | – – |
| 7 | IMC21-2007X | **101-9241●** | 6.61 | 6.38 | 5.44 | – – |
| 12 | IMC21 2212X. | **890-108‡** | 8.68 | 8.02 | 6.84 | 5.81 |
| 12 | IMC21 2212X | **101-9242●** | 8.68 | 8.02 | 6.84 | 5.81 |
| **Flange Receptacle** | | | | | | |
| 2 | IMC24-1602X. | **890-110‡** | 10.31 | 9.47 | 8.12 | 6.87 |
| 2 | IMC24-1602X | **101-9243●** | 10.31 | 9.47 | 8.12 | 6.87 |
| 5 | IMC24-2005X. | **890-121‡** | 10.41 | 9.56 | 8.20 | 6.94 |
| 5 | IMC24-2005X | **101-9244●** | 10.41 | 9.56 | 8.20 | 6.94 |
| 7 | IMC24-2007X. | **890-133‡** | 10.31 | 9.47 | 8.12 | 6.87 |
| 7 | IMC24-2007X | **101-9245●** | 10.31 | 9.47 | 8.12 | 6.87 |
| 12 | IMC24-2212X. | **890-145‡** | 10.31 | 9.47 | 8.12 | 6.87 |
| 12 | IMC24-2212X | **101-9246●** | 10.31 | 9.47 | 8.12 | 6.87 |
| **Accessories** | | | | | | |
| Boot, PVC | | | | | | |
| 3.56mm | 6810-201-2001-1-140 | **121-4318●** | 2.98 | 2.70 | 2.56 | – – |
| 4.19mm | 6810-201-2001-1-165 | **121-4321●** | 2.98 | 2.70 | 2.56 | – – |
| 6.35mm | 6810-201-2001-1-250 | **121-4320●** | 0.01 | 0.01 | 0.01 | – – |
| Pro-cap, receptacle IMC29 | | **890-315‡** | 2.70 | 2.49 | 2.12 | – – |
| Pro-cap, receptacle IMC29 | | **101-9257●** | 2.70 | 2.49 | 2.12 | – – |
| AdaptorIMC 2AD. | | **890-339‡** | 6.17 | 5.65 | 4.83 | 4.15 |
| AdaptorIMC 2AD | | **101-9261●** | 6.17 | 5.65 | 4.83 | 4.15 |

## Contacts for 'IMC' Series

DEUTSCH

- Machined contacts, copper alloy with gold over nickel plating

Socket Contact L=13.36 max
Pin Contact L=13.64 max

| | | | |
|---|---|---|---|
| Contact rating | 750 Vrms, (size 22) | | 22-26AWG (Size 20) |
| | 1000 Vrms, (Size 20) | | 16-20AWG (Size 16) |
| | 1000 Vrms (Size 16) | Material | Copper alloy, Gold over Nickel plating |
| Wire gauge | 22-26AWG (Size 22) | | |

209181

**Order Multiple=10**
**Machined Contacts**

| Contact Size | Mftrs. List No. | Order Code | Price Each 10+ | 100+ | 250+ |
|---|---|---|---|---|---|
| **Pin Crimps** | | | | | |
| 16 | 6860-201-16278. | **890-157‡** | 1.57 | 1.28 | 1.09 |
| 16 | 6860-201-16278 | **101-9248●** | 1.57 | 1.28 | 1.09 |
| 20 | 6860-201-20278. | **890-169‡** | 0.60 | 0.51 | – – |
| 20 | 6860-201-20278 | **101-9249●** | 0.60 | 0.51 | – – |
| 22 | 6860-201-22278. | **890-170‡** | 1.07 | 0.87 | 0.77 |
| 22 | 6860-201-22278 | **101-9250●** | 1.07 | 0.87 | 0.77 |
| **Socket Crimps** | | | | | |
| 16 | 6862-201-16278. | **890-182‡** | 1.94 | 1.57 | 1.38 |
| 16 | 6862-201-16278 | **101-9251●** | 1.94 | 1.57 | 1.38 |
| 20 | 6862-201-20278. | **890-194‡** | 1.43 | 1.12 | 1.00 |
| 20 | 6862-201-20278 | **101-9252●** | 1.43 | 1.12 | 1.00 |
| 22 | 6862-201-22278. | **890-200‡** | 1.57 | 1.28 | 1.09 |
| 22 | 6862-201-22278 | **101-9253●** | 1.57 | 1.28 | 1.09 |

## IMC Tooling

● Compliant
◄ Non-compliant
‡ Limited stock - RoHS replacement available

RoHS



C = CYAN M = Magenta Y = Yellow B = Black/SING

209182

| Machined Contact Tooling<br>Contact Size<br>Crimp Tools | Mftrs. List No. | Order Code | Price Each 1+ |
|---|---|---|---|
| 16,20 | AF8 | **890-376** | 785.85 |
| 22 | MH860 | **105-992** | 970.72 |
| **Positioners** | | | |
| 16,20 | TH163 | **890-388** | 279.37 |
| 22 | 86-1S | **658-637** | 179.97 |
| **Insertion/Extraction Tools** | | | |
| 16 | 6757-201-1601 | **890-340** | 2.49 |
| 20 | 6757-201-2001 | **890-352** | 3.27 |
| 22 | 6757-201-2201 | **890-364** | 2.31 |

## 400 Series Micro Buccaneer

**IP68 Sealed Connectors**

The 400 series is designed to provide a compact secure connection where a high level of environmental sealing is required.Water and dust proof to IP68 the connector measures just over 19mm over the coupling ring and is ideal for applications that require mains or signal transmission where space is at a premium, such as navigation and radar equipment, test equipment, data communications equipment, telemetry equipment robotics and metering equipment.

- Flex, Flex in-line chassis and PCB body styles
- Pin and socket contacts in all body styles
- Gold plated crimp and solder contacts 2 to 12 poles
- Ratings from 8A, 250V to 1A, 50V
- 2.5mm contact engagement for electrical integrity
- Scoop proof contacts
- Cable sealing range from 3.0mm to 7.0mm
- Alternative cable glands to match cable size
- Contacts ordered separately
- Sealing caps to maintain IP68 when not in use
- **CSA, and VDE approved, UL** Recognised

**Specification**

**Electrical**

| | |
|---|---|
| Poles | 2, 3, 4, 6, 8, 10, 12 |
| Ratings | |
| 2, 3 Poles | 8A, 250V |
| 4, 6, 8 Poles | 5A, 125V |
| 10, 12 Poles | 1A, 50V |
| Contact Resistance | >5mR |
| Insulation Resistance | >$10^6$MΩ (@500V a.c.) |
| Operating Temp. Range | -40°C to +80°C |
| Approvals | UL, CSA, VDE (pending) |

**Material**

| | |
|---|---|
| Body Mouldings | Polyamide |
| Flammability Rating | UL94V-0 |
| Contacts | Copper alloy, Gold plated |
| O Rings | Nitrile |
| Chassis Sealing O Ring | Nitrile |

**Mechanical**

| | |
|---|---|
| Cable Acceptance | 3.0-7.0mm (with gland pack) |
| Ratings | |
| Contact Accommodation | 2, 3 Poles, 20 - 24AWG<br>4, 6, 8 Poles, 22 - 26AWG<br>10, 12 Poles, 24 - 28AWG |
| Termination | Crimp, solder and PCB |

231710/406560

## 400 Series Micro Buccaneer

- Cable connector
- Mates with flex in-line or chassis mounting versions (PX0411, PX0412 and PX0413)
- Contacts supplied separately

| No. Ways | Current Rating (A) | Cable OD |
|---|---|---|
| 2 | 8 | 5.5mm to 6.0mm |
| 3 | 8 | 5.5mm to 6.0mm |
| 4 | 5 | 4.5mm to 5.0mm |
| 6 | 5 | 4.5mm to 5.0mm |
| 8 | 5 | 6.0mm to 6.5mm |
| 10 | 1 | 6.0mm to 6.5mm |
| 12 | 1 | 6.0mm to 6.5mm |

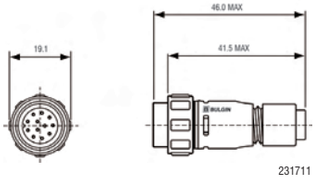


231711

| No. of Ways | Mftrs. List No. | Order Code | Price Each 1+ | 25+ | 50+ | 100+ | + |
|---|---|---|---|---|---|---|---|
| **Cable Plugs** | | | | | | | |
| 2 | PX0410/02P/5560 | **384-0918●** | 8.54 | 7.77 | 6.93 | 5.62 | – – |
| 3 | PX0410/03P/5560 | **384-0920●** | 8.80 | 7.99 | 7.06 | 5.78 | – – |
| 4 | PX0410/04P/4550 | **384-0931●** | 8.96 | 8.22 | 7.32 | 5.97 | – – |
| 6 | PX0410/06P/4550 | **384-0943●** | 9.12 | 8.38 | 7.51 | 6.13 | – – |
| 8 | PX0410/08P/6065 | **384-0955●** | 9.28 | 8.57 | 7.77 | 6.36 | – – |
| 10 | PX0410/10P/6065 | **384-0967●** | 9.37 | 8.70 | 7.96 | 6.52 | – – |
| 12 | PX0410/12P/6065 | **384-0979●** | 9.53 | 8.89 | 8.15 | 6.77 | – – |

| No. of Ways | Mftrs. List No. | Order Code | Price Each 1+ | 25+ | 50+ | 100+ | + |
|---|---|---|---|---|---|---|---|
| **Cable Sockets** | | | | | | | |
| 2 | PX0410/02S/5560 | **384-0840●** | 8.63 | 7.86 | 7.03 | 5.71 | – – |
| 3 | PX0410/03S/5560 | **384-0852●** | 8.89 | 8.09 | 7.19 | 5.84 | – – |
| 4 | PX0410/04S/4550 | **384-0864●** | 9.05 | 8.31 | 7.42 | 6.07 | – – |
| 6 | PX0410/06S/4550 | **384-0876●** | 9.21 | 8.47 | 7.61 | 6.23 | – – |
| 8 | PX0410/08S/6065 | **384-0888●** | 9.37 | 8.67 | 7.83 | 6.45 | – – |
| 10 | PX0410/10S/6065 | **384-0890●** | 9.47 | 8.83 | 8.06 | 6.61 | – – |
| 12 | PX0410/12S/6065 | **384-0906●** | 9.66 | 8.99 | 8.25 | 6.84 | – – |

## 400 Series Micro Buccaneer

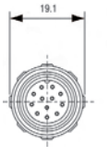


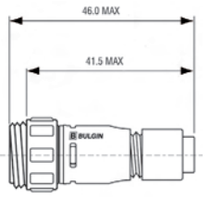


- In-Line cable connector
- Mates with PX0410
- Contacts supplied separately

| No. Ways | Current Rating (A) | Cable OD | No. Ways | Current Rating (A) | Cable OD |
|---|---|---|---|---|---|
| 2 | 8 | 5.5mm to 6.0mm | 8 | 5 | 6.0mm to 6.5mm |
| 3 | 8 | 5.5mm to 6.0mm | 10 | 1 | 6.0mm to 6.5mm |
| 4 | 5 | 4.5mm to 5.0mm | 12 | 1 | 6.0mm to 6.5mm |
| 6 | 5 | 4.5mm to 5.0mm | | | |

231712

| No. Ways | Mftrs. List No. | Order Code | Price Each 1+ | 25+ | 50+ | 100+ | + |
|---|---|---|---|---|---|---|---|
| **In-Line Cable Plugs** | | | | | | | |
| 2 | PX0411/02P/5560 | **384-0980●** | 8.54 | 7.77 | 6.93 | 5.62 | – – |
| 3 | PX0411/03P/5560 | **384-0992●** | 8.80 | 7.99 | 7.06 | 5.78 | – – |
| 4 | PX0411/04P/4550 | **384-1005●** | 8.96 | 8.22 | 7.32 | 5.97 | – – |
| 6 | PX0411/06P/4550 | **384-1017●** | 9.12 | 8.38 | 7.51 | 6.13 | – – |
| 8 | PX0411/08P/6065 | **384-1029●** | 9.28 | 8.57 | 7.77 | 6.36 | – – |
| 10 | PX0411/10P/6065 | **384-1030●** | 9.37 | 8.70 | 7.96 | 6.52 | – – |
| 12 | PX0411/12P/6065 | **384-1042●** | 9.53 | 8.89 | 8.15 | 6.77 | – – |
| **In-Line Cable Sockets** | | | | | | | |
| 2 | PX0411/02S/5560 | **384-1054●** | 8.63 | 7.86 | 7.03 | 5.71 | – – |
| 3 | PX0411/03S/5560 | **384-1066●** | 8.89 | 8.09 | 7.19 | 5.84 | – – |
| 4 | PX0411/04S/4550 | **384-1078●** | 9.05 | 8.31 | 7.42 | 6.07 | – – |
| 6 | PX0411/06S/4550 | **384-1080●** | 9.21 | 8.47 | 7.61 | 6.23 | – – |
| 8 | PX0411/08S/6065 | **384-1091●** | 9.37 | 8.67 | 7.83 | 6.45 | – – |
| 10 | PX0411/10S/6065 | **384-1108●** | 9.47 | 8.83 | 8.06 | 6.61 | – – |
| 12 | PX0411/12S/6065 | **384-1110●** | 9.08 | 8.37 | 8.01 | 7.55 | – – |

## 400 Series Micro Buccaneer

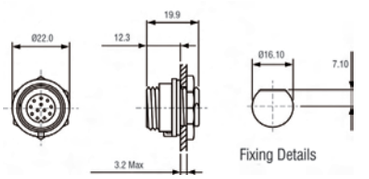


- Chasis mounting connector
- Mates with PX0410
- Contacts supplied separately

231727

| No. Ways | Current (A) | Mftrs. List No. | Order Code | Price Each 1+ | 25+ | 50+ | 100+ | + |
|---|---|---|---|---|---|---|---|---|
| **Chassis Mounting Plugs** | | | | | | | | |
| 2 | 8 | PX0412/02P | **384-1121●** | 8.09 | 7.38 | 6.64 | 4.85 | – – |
| 3 | 8 | PX0412/03P | **384-1133●** | 7.71 | 7.13 | 6.80 | 6.41 | – – |
| 4 | 5 | PX0412/04P | **384-1145●** | 8.28 | 7.61 | 6.84 | 5.07 | – – |
| 6 | 5 | PX0412/06P | **384-1157●** | 7.71 | 7.13 | 6.80 | 6.41 | – – |
| 8 | 5 | PX0412/08P | **384-1169●** | 7.88 | 7.23 | 6.93 | 6.54 | – – |
| 10 | 1 | PX0412/10P | **384-1170●** | 7.71 | 7.13 | 6.80 | 6.41 | – – |
| 12 | 1 | PX0412/12P | **384-1182●** | 7.88 | 7.23 | 6.93 | 6.54 | – – |
| **Chassis Mounting Sockets** | | | | | | | | |
| 2 | 8 | PX0412/02S | **384-1194●** | 8.25 | 7.48 | 6.81 | 4.98 | – – |
| 3 | 8 | PX0412/03S | **384-1200●** | 7.88 | 7.23 | 6.93 | 6.54 | – – |
| 4 | 5 | PX0412/04S | **384-1212●** | 7.88 | 7.23 | 6.93 | 6.54 | – – |
| 6 | 5 | PX0412/06S | **384-1224●** | 7.71 | 7.13 | 6.80 | 6.41 | – – |
| 8 | 5 | PX0412/08S | **384-1236●** | 7.88 | 7.23 | 6.93 | 6.54 | – – |
| 10 | 1 | PX0412/10S | **384-1248●** | 7.71 | 7.13 | 6.80 | 6.41 | – – |
| 12 | 1 | PX0412/12S | **384-1250●** | 7.88 | 7.23 | 6.93 | 6.54 | – – |



Prices are in Singapore Dollars and exclusive of GST.
Due to the volatile nature of certain products,
prices are subject to change without notice.

## 400 Series Micro Buccaneer

**Contacts**

- Gold plated contacts
- Supplied in packs of 10

231729

| Contacts | AWG | Mftrs. List No. | Order Code | Price per Pack 1+ | 10+ | 50+ | 100+ |
|---|---|---|---|---|---|---|---|
| **Crimp Contacts (pk 10)** | | | | | | | |
| 8A Socket | 20 - 24AWG | SA3349 | **384-1315●** | 17.37 | 15.47 | 13.55 | 10.40 |
| 8A Pin | 20 - 24AWG | SA3350 | **384-1327●** | 12.68 | 11.30 | 9.89 | 7.61 |
| 5A Socket | 22 - 26AWG | SA3347 | **384-1339●** | 16.02 | 14.25 | 12.49 | 9.63 |
| 5A Pin | 22 - 26AWG | SA3348 | **384-1340●** | 10.02 | 8.92 | 7.80 | 6.00 |
| 1A Socket | 24 - 28AWG | SA3179 | **560-911●** | 12.45 | 11.07 | 9.50 | 6.90 |
| 1A Pin | 24 - 28AWG | SA3180 | **560-900●** | 8.38 | 7.42 | 6.42 | 4.65 |
| **Solder Contacts (pk 10)** | | | | | | | |
| 8A Socket | 20 - 24AWG | SA3349/1 | **384-1376●** | 17.37 | 15.47 | 13.55 | 10.40 |
| 8A Pin | 20 - 24AWG | SA3350/1 | **384-1388●** | 12.68 | 11.30 | 9.89 | 7.61 |
| 5A Socket | 22 - 26AWG | SA3347/1. | **384-1390●** | 16.02 | 14.25 | 12.49 | 9.63 |
| 5A Pin | 22 - 26AWG | SA3348/1. | **384-1406●** | 10.02 | 8.92 | 7.80 | 6.00 |
| 1A Socket | 24 - 28AWG | SA3179/1 | **561-290●** | 12.45 | 11.07 | 9.50 | 6.90 |
| 1A Pin | 24 - 28AWG | SA3180/1 | **561-289●** | 8.38 | 7.42 | 6.42 | 4.65 |

## 400 Series Micro Buccaneer

**Accessories and Tooling**

- Sealing caps maintain IP68 rating of un-mated connectors
- Each gland pack contains four colour coded glands:

PX0482

| Size | Colour |
|---|---|
| 3.0-3.5mm | Light Grey |
| 3.5-4.0mm | Grey |
| 4.0-4.5mm | Green |
| 4.5-5.0mm | Red |

PX0483

| Size | Colour |
|---|---|
| 5.0mm -5.5mm | Yellow |
| 5.5-6.0mm | Blue |
| 6.0-6.5mm | White |
| 6.5-7.0mm | Black |

231728/406562

| | Mftrs. List No. | Order Code | Price Each 1+ | 25+ | 50+ | 100+ |
|---|---|---|---|---|---|---|
| **Sealing Caps** | | | | | | |
| Sealing cap for PX0410 | PX0481 | **384-1261●** | 2.56 | 2.26 | 1.98 | – – |
| Sealing cap for PX0411 | PX0480/1 | **384-1273●** | 2.56 | 2.26 | 1.98 | – – |
| Sealing cap for PX0412 | PX0480 | **384-1285●** | 2.56 | 2.26 | 1.98 | – – |
| Sealing cap for PX0413 | PX0484 | **840-6642●** | 2.40 | 2.13 | 1.95 | – – |
| **Gland Packs** | | | | | | |
| Gland pack, 3.0 to 5.0mm O/D | PX0482 | **384-1297●** | 1.67 | 1.45 | 1.29 | 1.04 |
| Gland pack, 5.0 to 7.0mm O/D | PX0483 | **384-1303●** | 1.73 | 1.51 | 1.35 | 1.10 |

| | Mftrs. List No. | Order Code | Price Each 1+ |
|---|---|---|---|
| **Contact Insertion Tools** | | | |
| For 1A contacts, 24-28AWG | 13027 | **384-1431** | 12.90 |
| For 5A contacts, 22-26AWG | 13027/1 | **384-1443** | 12.90 |
| For 8A contacts, 20-24AWG | 13027/2 | **384-1455** | 12.90 |
| **Crimp Tooling** | | | |
| Crimp Tool | 14025 | **384-1492** | 594.46 |
| Positioner for 1A crimp contacts | 14025/1AMP | **384-1467** | 97.93 |
| Positioner for 5A crimp contacts | 14025/5AMP | **384-1479** | 97.93 |
| Positioner for 8A crimp contacts | 14025/8AMP | **384-1480** | 97.93 |

## 'Mini Buccaneer' Threaded Coupling 5A

**IP68**




Slimline chassis body with 8 way socket carrier D (front panel)=23.5, Dia=26.9 max,

Chassis body with 3 way socket carrier D (front panel)=23.5, W=40.5 max.

Right angle chassis body with 8 way socket carrier D (front panel)=37.8, L=44.0

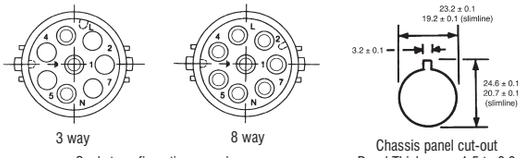


Chassis panel cut-out
Panel Thickness=1.5 to 6.0

- Sealed to **IP68**
- Free body mates with either in-line or chassis bodies
- Gold plated machined contacts, solder bucket termination
- Five bodies which accepts 3 or 8 way pin or socket carriers, snap-fit
- 3 way screw terminals (pre-loaded) insert
- Polarising blanking pin for socket carriers

**Note:** Always wire socket carrier to power source and pin carrier to load. For correct sealing ensure all surfaces are free from contamination (dust, grease, etc.)

| Contact rating: Solder Terminal | | | |
|---|---|---|---|
| 3 & 8 way solder / crimp terminal | 5A @ 380V | Cable Dia | 5-7mm |
| 2 & 3 way screw terminal | 10A @ 250V | Housing | Black nylonUL94V-0 |
| 4 way screw terminal | 6A @ 250V | Contacts: | Solder: Copper alloy, gold on nickel plating |
| 6 way screw terminal | 3A @ 150V | | Screw: Brass, nickel plated |
| Contact resistance | 5mR max. | Wire size: | |
| Insulation resistance | 10MR min. | Screw | 1mm² |
| Breakdown voltage | 2000V ac | Solder | 0.2-1mm² |
| Temperature range | -20°C to +70°C | | |

Mftrs. List No.

| | | |
|---|---|---|
| PX0800=225-770 | 12735/3/1=225-836 | SA3244=307-3245 |
| PX0801=225-782 | 12735/1=225-848 | PX0811=241-271 |
| PX0805=240-321 | SA3230=978-073 | PX0810=241-283 |
| PX0802=225-794 | SA3229=978-061 | SA3150=225-873 |
| PX0803=225-800 | SA3241=307-3210 | SA3148/1=225-885 |
| 12734/3/1=225-812 | SA3242=307-3221 | SA3149/1=225-897 |
| 12734/1=225-824 | SA3243=307-3233 | SA3147=225-903 |

209039

| | Order Code | Price Each 1+ | 10+ | 50+ | 100+ | + | + |
|---|---|---|---|---|---|---|---|
| **Bodies** | | | | | | | |
| Free | **225-770●** | 7.38 | 6.74 | 6.64 | 6.10 | – – | – – |
| In-line | **225-782●** | 6.93 | 6.39 | 6.00 | 5.55 | – – | – – |
| Chassis (slimline) | **240-321●** | 6.48 | 6.00 | 5.87 | 5.20 | – – | – – |
| Chassis | **225-794●** | 6.90 | 6.36 | 6.00 | 5.23 | – – | – – |
| Right angle chassis | **225-800●** | 7.15 | 6.42 | 5.62 | 4.30 | – – | – – |
| **Carrier Inserts** | | | | | | | |
| 3 way pin | **225-812●** | 1.21 | 1.09 | 1.03 | 0.90 | – – | – – |
| 8 way pin | **225-824●** | 1.21 | 1.09 | 1.03 | 0.90 | – – | – – |
| 3 way socket | **225-836●** | 1.28 | 1.12 | 1.06 | 0.93 | – – | – – |
| 8 way socket | **225-848●** | 1.28 | 1.12 | 1.06 | 0.93 | – – | – – |
| BNC 50Ω Plug | **384-9200●** | 14.70 | 14.03 | 13.84 | 13.64 | – – | – – |
| BNC 50Ω Socket | **384-9211●** | 14.70 | 14.03 | 13.84 | 13.64 | – – | – – |
| BNC 75Ω Plug | **384-9223●** | 14.70 | 14.03 | 13.84 | 13.64 | – – | – – |
| BNC 75Ω Socket | **384-9235●** | 14.70 | 14.03 | 13.84 | 13.64 | – – | – – |
| **Screw Terminal Inserts** | | | | | | | |
| 2 way plug | **384-4699●** | 10.11 | 9.02 | 7.90 | 6.07 | – – | – – |
| 2 way socket | **384-4687●** | 7.80 | 6.97 | 6.10 | 4.72 | – – | – – |
| 3 way plug | **978-073●** | 8.38 | 7.70 | 7.03 | 5.75 | – – | – – |
| 3 way socket | **978-061●** | 14.48 | 13.00 | 11.27 | 9.41 | – – | – – |
| 4 way plug | **307-3210●** | 10.43 | 9.57 | 8.28 | 6.97 | – – | – – |
| 4 way socket | **307-3221●** | 14.70 | 13.48 | 11.40 | 9.57 | – – | – – |
| 6 way plug | **307-3233●** | 11.68 | 10.63 | 9.15 | 7.67 | – – | – – |
| 6 way socket | **307-3245●** | 15.95 | 14.61 | 12.29 | 10.30 | – – | – – |
| **Sealing Cap** | | | | | | | |
| To fit free body | **241-271●** | 2.67 | 2.39 | 2.29 | – – | – – | – – |
| To fit other bodies | **241-283●** | 2.42 | 2.35 | 2.26 | – – | – – | – – |
| **Contact Insertion Tool** | | | | | | | |
| Contacts, Solder bucket, 10 Per PK | **225-873** | 28.77 | 26.46 | 25.62 | – – | – – | – – |
| | | **Price Per Pack 1+** | **10+** | **50+** | **100+** | **+** | **+** |
| Pin | **225-885●** | 4.47 | 4.14 | 3.82 | 3.34 | – – | – – |
| Sockets | **225-897●** | 7.38 | 6.81 | 6.03 | 5.52 | – – | – – |
| **Polarising/Blanking Pin** | | | | | | | |
| | **225-903●** | 1.11 | 0.96 | 0.93 | – – | – – | – – |

## 'Buccaneer'

**Environmentally Sealed Connectors - IP68**

The Buccaneer range of environmetally sealed connectors is specifically designed for harsh applications where water, dust, oil or spray could present a hazard. Sealed to IP68 these robust connectors have UL, CSA and VDE approvals.

- Sealed to IP68 when mated
- Overall diameter 38mm
- Free socket mates with in-line or panel plugs
- Free plug mates with in-line or panel sockets
- Screw termination on 2, 3, 4, 6 and 7 way, crimp on 9 way and 12 way, crimp or solder 25 way and PCB on 3, 6, 9, 12 and 25 way
- Interchangeable plug or socket inserts
- Housing resistant to dust, oil and salt water
- Leading earth contact for 3 pole socket version
- **UL, CSA** and **VDE** approved

8

Connectors - Multipole

● Compliant
◄ Non-compliant
++ Limited stock - RoHS replacement available

RoHS



C = CYAN M = Magenta Y = Yellow B = Black/SING

**Specification**

**Electrical**

| | |
|---|---|
| Ratings | |
| 2, 3 way | 5A 50V ac/dc |
| 4 way | 6A 250V ac/dc |
| 6, 7 way | 3A 250V ac/dc |
| 9 way | 5A 150V ac/dc |
| 12 way | 5A 50V ac/dc |
| 25 way | 1A 50V ac/dc |
| Contact resistance | <5mΩ (2-9 way) |
| | <5mΩ (12&25 way) |
| Insulation resistance | >$10^4$MΩ (@ 500v ac) |
| Operating temp. range | -20°C to 70°C |
| Approvals | CSA, UL, VDE |

**Material**

| | |
|---|---|
| Body mouldings | Glass filled nylon |
| Flammability rating | UL94V-0 |
| Contacts | |
| Screw terminal | Brass, nickel plated |
| Crimp (9 way) | Copper alloy, tin plated |
| Crimp/solder (12 & 2 5 way) | Copper Alloy, Gold Plated |
| PCB | Copper Alloy, Gold Plated |

**Note:**
Contacts pre-loaded on 2 to 7 way, supplied loose with 9 way, and order separately for 12 and 25 way.

**Mechanical**

| | |
|---|---|
| Sealing | IP68, BS 5490:1977 Tested @ 1.03bar (10m depth) for 2 wks |
| | BSEN 60529:1992 Tested @ 9.65bar (100m depth) for 12 hrs |
| Cable Acceptance | 6-8mm O/D (2 to 9 way) |
| | 7-9mm O/D (25 way) |
| Termination | 2-7 way - Screw Terminals |
| | 9 way - Crimp contacts (Supplied with connector) - 24-26 AWG |
| | 12 way - Crimp & Solder contacts - 22-26 AWG |
| | 25 way - Crimp & Solder contacts - 0.21mm$^2$ - 0.081mm$^2$ |

FOR SUITABLE CRIMP TOOL FOR 9 WAY CRIMPS, 105-497
FOR SUITABLE CRIMP TOOL & POSITIONER FOR 12 WAY CRIMPS, 384-1492 & 384-1480
FOR SUITABLE CRIMP TOOL & POSITIONER FOR 25 WAY CRIMPS, 105-837 & 561-447
FOR SUITABLE EXTRACTION/INSERTION TOOL FOR 12 WAY CRIMPS, 384-1455
FOR SUITABLE EXTRACTION/INSERTION TOOL FOR 25 WAY CRIMPS, 146-292

381399

## 'Buccaneer' Free Connectors

BULGIN

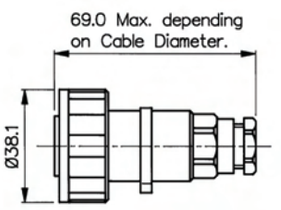


- Free Cable Connector
- Mates with In-Line Connector or Panel Mounting versions
- Screw locking ring

381523

| Mftrs. List No. | No. of Ways | Current Rating (A) | Order Code | Price Each 1+ | 10+ | 50+ | 100+ | + | + |
|---|---|---|---|---|---|---|---|---|---|
| **Plugs** | | | | | | | | | |
| PX0736/P | 2 | 10 | **314-183●** | 15.42 | 14.00 | 13.80 | 13.35 | – – | – – |
| PX0731/P | 3 | 10 | **314-195●** | 16.36 | 14.93 | 14.64 | 14.06 | – – | – – |
| PX0748/P | 4 | 6 | **626-284●** | 17.92 | 16.37 | 13.77 | 10.98 | – – | – – |
| PX0739/P | 6 | 3 | **314-201●** | 18.23 | 16.47 | 16.37 | 15.66 | – – | – – |
| PX0745/P | 7 | 10 | **626-030●** | 18.99 | 17.30 | 14.89 | 11.62 | – – | – – |
| PX0728/P | 9 | 5 | **469-683●** | 16.39 | 14.67 | 13.80 | 10.11 | – – | – – |
| PX0794/P | 12 | 5 | **840-6766●** | 14.35 | 13.09 | 12.34 | 11.78 | – – | – – |
| PX0820/P | 25 | 1 | **560-844●** | 12.58 | 11.23 | 9.44 | 7.00 | – – | – – |
| **Sockets** | | | | | | | | | |
| PX0736/S | 2 | 10 | **314-213●** | 19.16 | 17.24 | 16.98 | 16.34 | – – | – – |
| PX0731/S | 3 | 10 | **314-225●** | 19.86 | 17.98 | 17.75 | 16.98 | – – | – – |
| PX0748/S | 4 | 6 | **626-375●** | 20.53 | 18.71 | 15.99 | 12.33 | – – | – – |
| PX0739/S | 6 | 3 | **314-237●** | 22.90 | 20.74 | 20.42 | 19.58 | – – | – – |
| PX0745/S | 7 | 3 | **626-090●** | 23.64 | 21.57 | 18.43 | 14.19 | – – | – – |
| PX0728/S | 9 | 5 | **469-695●** | 16.39 | 14.70 | 13.93 | 12.55 | – – | – – |
| PX0794/S | 12 | 5 | **840-6774●** | 14.35 | 13.09 | 12.34 | 11.78 | – – | – – |
| PX0820/S | 25 | 1 | **560-856●** | 12.42 | 10.85 | 9.15 | 6.93 | – – | – – |

## 'Buccaneer' In-Line Connector - IP68

BULGIN

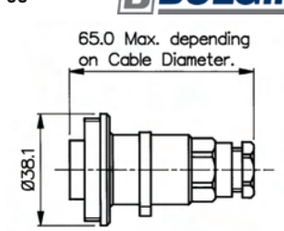


- In-line Cable Connector
- Mates with Free Connector
- Pin or socket versions

381540

| Mftrs. List No. | No. of Ways | Current Rating (A) | Order Code | Price Each 1+ | 10+ | 50+ | 100+ | + | + |
|---|---|---|---|---|---|---|---|---|---|
| In-Line Connectors | | | | | | | | | |
| **Plugs** | | | | | | | | | |
| PX0737/P | 2 | 10 | **314-304●** | 17.19 | 15.54 | 15.31 | 14.77 | – – | – – |
| PX0732/P | 3 | 10 | **314-316●** | 16.96 | 15.34 | 14.93 | 13.58 | – – | – – |
| PX0749/P | 4 | 6 | **626-417●** | 20.80 | 18.97 | 16.21 | 12.49 | – – | – – |
| PX0740/P | 6 | 3 | **314-328●** | 20.09 | 18.17 | 17.91 | 17.17 | – – | – – |
| PX0746/P | 7 | 3 | **626-120●** | 21.83 | 19.93 | 17.01 | 13.10 | – – | – – |
| PX0729P | 9 | 5 | **469-725●** | 18.86 | 16.85 | 15.63 | 14.06 | – – | – – |
| PX0795/P | 12 | 5 | **840-6782●** | 14.35 | 13.09 | 12.34 | 11.78 | – – | – – |
| PX0821/P | 25 | 1 | **560-881●** | 12.58 | 11.23 | 10.30 | 9.31 | – – | – – |
| **Sockets** | | | | | | | | | |
| PX0737/S | 2 | 10 | **314-330●** | 20.27 | 18.26 | 18.04 | 17.24 | – – | – – |
| PX0732/S | 3 | 10 | **314-341●** | 21.73 | 19.55 | 19.04 | 17.37 | – – | – – |
| PX0749/S | 4 | 6 | **626-508●** | 23.37 | 21.35 | 18.23 | 14.03 | – – | – – |
| PX0740/S | 6 | 3 | **314-353●** | 24.37 | 21.96 | 21.70 | 20.70 | – – | – – |
| PX0746/S | 7 | 3 | **626-132●** | 26.44 | 24.01 | 20.64 | 15.86 | – – | – – |
| PX0729S | 9 | 5 | **469-737●** | 18.86 | 16.85 | 15.63 | 14.06 | – – | – – |
| PX0795/S | 12 | 5 | **840-6790●** | 14.35 | 13.09 | 12.34 | 11.78 | – – | – – |
| PX0821/S | 25 | 1 | **560-893●** | 12.58 | 11.23 | 10.30 | 9.31 | – – | – – |

## 'Buccaneer' Panel Connector - IP68

BULGIN

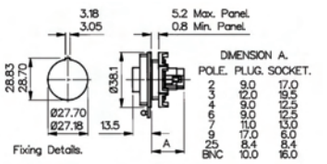


- Panel Mounting Connector
- Mates with Free Connector
- Single nut fixing
- Supplied with sealing gasket

381547

| Mftrs. List No. | No. of Ways | Current Rating (A) | Order Code | Price Each 1+ | 10+ | 50+ | 100+ | + | + |
|---|---|---|---|---|---|---|---|---|---|
| Panel | | | | | | | | | |
| **Plugs** | | | | | | | | | |
| PX0735/P | 2 | 10 | **314-249●** | 12.22 | 11.11 | 10.75 | 9.89 | – – | – – |
| PX0730/P | 3 | 10 | **314-250●** | 13.23 | 11.94 | 11.75 | 11.20 | – – | – – |
| PX0747/P | 4 | 6 | **626-170●** | 14.36 | 13.10 | 11.20 | 8.60 | – – | – – |
| PX0738/P | 6 | 3 | **314-262●** | 15.02 | 13.61 | 13.42 | 12.87 | – – | – – |
| PX0744/P | 7 | 3 | **624-652●** | 15.92 | 14.48 | 12.42 | 9.53 | – – | – – |
| PX0727/P | 9 | 5 | **469-701●** | 12.88 | 11.49 | 10.91 | 9.82 | – – | – – |
| PX0796/P | 12 | 5 | NEW **840-6804●** | 14.84 | 13.54 | 12.76 | 12.17 | – – | – – |
| PX0822/P | 25 | 1 | **560-868●** | 13.26 | 11.56 | 9.79 | 7.45 | – – | – – |
| **Sockets** | | | | | | | | | |
| PX0735/S | 2 | 10 | **314-274●** | 15.09 | 13.61 | 13.42 | 12.84 | – – | – – |
| PX0730/S | 3 | 10 | **314-286●** | 16.33 | 14.80 | 14.54 | 13.93 | – – | – – |
| PX0747/S | 4 | 6 | **626-181●** | 17.16 | 15.63 | 13.39 | 10.30 | – – | – – |
| PX0738/S | 6 | 3 | **314-298●** | 20.06 | 18.04 | 17.78 | 17.01 | – – | – – |
| PX0744/S | 7 | 3 | **626-028●** | 20.53 | 18.71 | 16.02 | 12.33 | – – | – – |
| PX0727/S | 9 | 5 | **469-713●** | 13.32 | 11.88 | 11.24 | 10.14 | – – | – – |
| PX0796/S | 12 | 5 | NEW **840-6812●** | 14.84 | 13.54 | 12.76 | 12.17 | – – | – – |
| PX0822/S | 25 | 1 | **560-870●** | 13.26 | 11.56 | 9.79 | 7.45 | – – | – – |

## 'Buccaneer' Bulkhead Connector - IP68

BULGIN

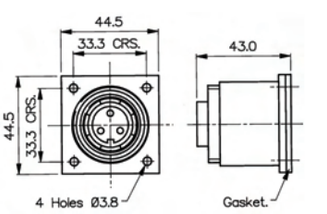


- Bulkhead Mounting
- Mates with Free Connector
- Screw fixing flange
- Supplied with neoprene gasket

381553

| Mftrs. List No. | No. of Ways | Current Rating (A) | Order Code | Price Each 1+ | 10+ | 50+ | 100+ | + | + |
|---|---|---|---|---|---|---|---|---|---|
| Bulkhead | | | | | | | | | |
| **Sockets** | | | | | | | | | |
| PX0757/S | 2 | 10 | **314-365●** | 19.63 | 17.21 | 14.48 | 11.04 | – – | – – |
| PX0756/S | 3 | 10 | **314-377●** | 21.04 | 18.36 | 15.54 | 11.81 | – – | – – |
| PX0758/S | 6 | 3 | **314-389●** | 24.20 | 21.12 | 17.85 | 13.55 | – – | – – |



Prices are in Singapore Dollars and exclusive of GST.
Due to the volatile nature of certain products,
prices are subject to change without notice.

## 'Buccaneer' Sealing Caps - IP68

BULGIN

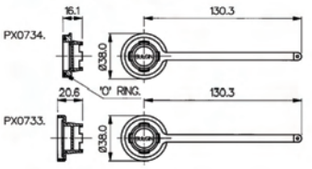


- Sealing Cap to maintain IP68 rating of un-mated connectors
- Three styles, one for Free, one for In-Line and Panel styles and one for PCB style
- Doubles as assembly tool to fit inserts

381570

| Mftrs. List No. | Order Code | Price Each 1+ | 10+ | 50+ | + | + | + |
|---|---|---|---|---|---|---|---|
| **To Fit Free Connector** | | | | | | | |
| PX0734 | **314-407●** | 2.58 | 2.39 | 2.32 | – – | – – | – – |
| **To Fit Free In-Line And Panel Connectors** | | | | | | | |
| PX0733 | **314-390●** | 2.02 | 1.85 | 1.74 | – – | – – | – – |
| **To Fit PCB Connector** | | | | | | | |
| PX0711 | **840-6758●** | 2.64 | 2.34 | 2.13 | – – | – – | – – |

## 'Buccaneer' 12 and 25 Way Contacts

BULGIN

- Gold plated contacts for 12 & 25 way inserts
- Crimp or Solder termination
- Pins or Sockets
- Contacts sold in packs of 10

381573

| Mftrs. List No. | Connector Type | Order Code | Price Each 1+ | 10+ | 50+ | 100+ | + | + |
|---|---|---|---|---|---|---|---|---|
| **Crimp Pins (10 PK)** | | | | | | | | |
| SA3350 | 12 way | **384-1327●** | 12.68 | 11.30 | 9.89 | 7.61 | – – | – – |
| SA3180 | 25 way | **560-900●** | 8.38 | 7.42 | 6.42 | 4.65 | – – | – – |
| **Solder Pins (10 PK)** | | | | | | | | |
| SA3350/1 | 12 way | **384-1388●** | 12.68 | 11.30 | 9.89 | 7.61 | – – | – – |
| SA3180/1 | 25 way | **561-289●** | 8.38 | 7.42 | 6.42 | 4.65 | – – | – – |
| **Crimp Sockets (10 PK)** | | | | | | | | |
| SA3349 | 12 way | **384-1315●** | 17.37 | 15.47 | 13.55 | 10.40 | – – | – – |
| SA3179 | 25 way | **560-911●** | 12.45 | 11.07 | 9.50 | 6.90 | – – | – – |
| **Solder Sockets (10 PK)** | | | | | | | | |
| SA3349/1 | 12 way | **384-1376●** | 17.37 | 15.47 | 13.55 | 10.40 | – – | – – |
| SA3179/1 | 25 way | **561-290●** | 12.45 | 11.07 | 9.50 | 6.90 | – – | – – |

## 900 Series Buccaneer

BULGIN

**32A 600V**

A range of 2, 3, 4 and 5 pole heavy duty, rugged connectors, suitable for single and three phase applications in a variety of harsh environments such as:- sewerage and water works, construction sites, gas/petro-chemical works, underwater equipment, external lighting, refrigeration, HVAC equipment and general industrial uses.

**Features and Benefits**

- Water and dust-proof to **IP68, EN60529**
- Cost-effective solution for many
- applications
- 32A, 600V ac/dc
- Single and three phase applications
- Leading earth pin
- 'Scoop proof' contacts
- Flex, flex in-line, chassis, flange and bulkhead body styles each with outlet or inlet styles
- Easy assembly - no special tools required
- Field serviceable - screw terminals
- Versatile configuration - interchangeable plug and socket carriers
- Sealing caps available to maintain **IP68** rating
- **UL** and**VDE** approvals (pending)
- Cable and acceptance 13-15mm, additional gland pack for 7-13mm
- Bulkhead moulding available for use with flange mounting body for 45° or 90° mounting (order each separately)
- 2, 3, 4 and 5 pole
- Positive locating keyways - cannot be mis-connected

**Specification**

**Electrical:**

| | |
|---|---|
| Contact rating | 32A, per contact |
| Voltage rating | 600V ac/dc, 50/60Hz |
| Contact resistance | <10mR max. |
| Insulation resistance | >5MΩ min. |
| Dielectric strength | 2000V min. |
| Operating temp. range | -40°C to +85°C |
| Approvals | UL, VDE, BASEEFA |

**Material:**

| | |
|---|---|
| Body mouldings | Nylon Alloy |
| Flammability rating | UL94V-0 |
| Contacts | Brass |
| O Rings | Nitrile |
| Chassis sealing gasket | Silicon Rubber |

**Mechanical:**

| | |
|---|---|
| Sealing | IP68, **EN60529** |
| Cable acceptance | 13-15mm O/D standard, 7-13mm with gland pack |
| Wire size | 2.5 to 4mm², single or multi-stranded |
| Termination | Axial Screw Terminal |
| Vibration test | To **EN60068-2-6:1995** |
| Impact resistance | To **EN50021:1996** |
| Drop test | To **EN50021:1996** |
| Cable retention force | 15mm dia, 120N; 7mm dia, 80N |

| | |
|---|---|
| 32A | 2000V |
| 600V50Hz | -40°C85°C |
| 10 | Nylon Alloy |

209299

## 900 Series Buccaneer

BULGIN

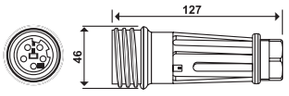


2 - 5 Way Connectors

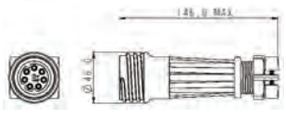

7 Way Connectors

- In-line flex cable connector
- Mates with PX0911 connectors
- 13-15mm cable diameter as standard, 20-22mm diameter with additional gland pack

Mftrs. List Nos:

| | | | |
|---|---|---|---|
| 2 - 5 Way Connectors | Plug=PX0921/xx/P, | Socket=PX0921/xx/S, | where xx=no. of ways |
| 7 Way Connectors | Plug=PXA921/07/P , | Socket=PXA921/07/S | |

209296

| No. of Ways | Order Code | Price Each 1+ | 25+ | 50+ | 100+ | + | + |
|---|---|---|---|---|---|---|---|
| 2 | **313-5871●** | 24.00 | 21.38 | 18.71 | 14.41 | – – | – – |
| 3 | **313-5883●** | 27.54 | 24.49 | 21.51 | 16.53 | – – | – – |
| 4 | **313-5895●** | 31.08 | 27.64 | 24.24 | 18.62 | – – | – – |
| 5 | **313-5901●** | 34.58 | 30.78 | 26.96 | 20.77 | – – | – – |
| 7 | **384-4614●** | 55.69 | 49.56 | 43.43 | 33.42 | – – | – – |
| **Socket** | | | | | | | |
| 2 | **313-5913●** | 25.78 | 22.92 | 20.09 | 15.47 | – – | – – |
| 3 | **313-5925●** | 30.08 | 26.77 | 23.47 | 18.04 | – – | – – |
| 4 | **313-5937●** | 34.35 | 30.59 | 26.80 | 20.61 | – – | – – |
| 5 | **313-5949●** | 38.66 | 34.38 | 30.14 | 23.21 | – – | – – |
| 7 | **384-4626●** | 60.70 | 54.02 | 47.35 | 36.43 | – – | – – |

## 900 Series Buccaneer

BULGIN



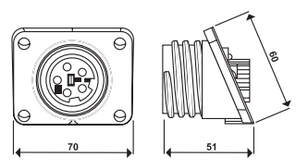


- Flange mounting connector
- Supplied with high grade sealing gasket

Mftrs. List Nos: Plug=PX0941/xx/P, Socket=PX0941/xx/S, where xx=no. of ways

209298

| No. of Ways | Order Code | Price Each 1+ | 25+ | 50+ | 100+ | + | + |
|---|---|---|---|---|---|---|---|
| **Plug** | | | | | | | |
| 2 | **313-6036●** | 37.62 | 33.48 | 29.34 | 22.57 | – – | – – |
| 3 | **313-6048●** | 41.16 | 36.63 | 32.07 | 24.72 | – – | – – |
| 4 | **313-6050●** | 44.67 | 39.77 | 34.86 | 26.80 | – – | – – |
| 5 | **313-6061●** | 48.20 | 42.89 | 37.59 | 28.92 | – – | – – |
| 7 | **384-4651●** | 64.94 | 57.78 | 50.65 | 38.97 | – – | – – |
| **Socket** | | | | | | | |
| 2 | **313-6073●** | 39.40 | 35.05 | 30.72 | 23.63 | – – | – – |
| 3 | **313-6085●** | 43.67 | 38.87 | 34.06 | 26.19 | – – | – – |
| 4 | **313-6097●** | 47.97 | 42.69 | 37.43 | 28.76 | – – | – – |
| 5 | **313-6103●** | 52.25 | 46.51 | 40.77 | 31.36 | – – | – – |
| 7 | **384-4663●** | 69.95 | 62.24 | 54.54 | 41.95 | – – | – – |

## 900 Series Buccaneer

BULGIN

**32A 600V**

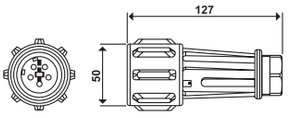


2 - 5 Way Connectors



● Compliant
◄ Non-compliant
‡ Limited stock - RoHS replacement available

RoHS

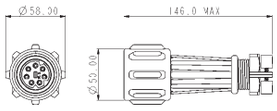


7 Way Connectors

- Flex cable connector
- Positive, fast acting locking ring - can be turned with a gloved hand
- Mates with panel or cable mounting connectors
- 13-15mm cable diameter as standard, 20-22mm diameter with additional gland pack

Mftrs. List Nos:
2 - 5 Way ConnectorsPlug=PX0911/xx/P, Socket=PX0941/xx/S,where xx=no. of ways
7 Way Connectors Plug=PXA911/07/P ,Socket=PXA941/07/S

209301

| | No. of Ways | Order Code | Price Each 1+ | 25+ | 50+ | 100+ | + | + |
|---|---|---|---|---|---|---|---|---|
| **Plug** | 2 | **313-5792●** | 31.08 | 27.64 | 24.24 | 18.62 | – – | – – |
| | 3 | **313-5809●** | 34.58 | 30.78 | 26.96 | 20.77 | – – | – – |
| | 4 | **313-5810●** | 38.12 | 33.93 | 29.76 | 22.86 | – – | – – |
| | 5 | **313-5822●** | 41.67 | 37.04 | 32.49 | 25.01 | – – | – – |
| | 7 | **384-4596●** | 63.69 | 56.69 | 49.69 | 38.23 | – – | – – |
| **Socket** | | | | | | | | |
| | 2 | **313-5834●** | 32.82 | 29.21 | 25.62 | 19.71 | – – | – – |
| | 3 | **313-5846●** | 37.12 | 33.06 | 28.95 | 22.28 | – – | – – |
| | 4 | **313-5858●** | 41.40 | 36.85 | 32.29 | 24.85 | – – | – – |
| | 5 | **313-5860●** | 45.70 | 40.67 | 35.66 | 27.41 | – – | – – |
| | 7 | **384-4602●** | 68.69 | 61.15 | 53.57 | 41.22 | – – | – – |

## 900 Series Buccaneer

BULGIN

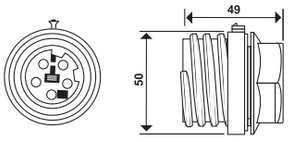


- Chassis mounting connector
- Anti-rotation keyway
- High grade sealing gasket
- 3-7mm panel thickness

Mftrs. List Nos: Plug=PX0931/xx/P, Socket=PX0931/xx/S, where xx=no. of ways

209302

| | No. of Ways | Order Code | Price Each 1+ | 25+ | 50+ | 100+ | + | + |
|---|---|---|---|---|---|---|---|---|
| **Plug** | 2 | **313-5950●** | 20.36 | 18.14 | 15.89 | 12.23 | – – | – – |
| | 3 | **313-5962●** | 23.90 | 21.25 | 18.62 | 14.32 | – – | – – |
| | 4 | **313-5974●** | 27.41 | 24.40 | 21.41 | 16.47 | – – | – – |
| | 5 | **313-5986●** | 30.94 | 27.54 | 24.14 | 18.55 | – – | – – |
| | 7 | **384-4638●** | 47.67 | 42.44 | 37.20 | 28.60 | – – | – – |
| **Socket** | | | | | | | | |
| | 2 | **313-5998●** | 22.14 | 19.71 | 17.27 | 13.29 | – – | – – |
| | 3 | **313-6000●** | 26.41 | 23.50 | 20.61 | 15.86 | – – | – – |
| | 4 | **313-6012●** | 30.71 | 27.35 | 23.95 | 18.43 | – – | – – |
| | 5 | **313-6024●** | 34.99 | 31.14 | 27.32 | 20.99 | – – | – – |
| | 7 | **384-4640●** | 52.68 | 46.87 | 41.09 | 31.62 | – – | – – |

## Trident 'Ring Lock' Series

Cannon ITT Industries

Circular plastic connectors with 5-bayonet metal locking ring mechanism. Rated at up to 13A and 250V ac they provide quick and reliable connections for industrial applications.

- Available in nine shell sizes and insert arrangements
- Shell to shell keying
- Unsealed and sealed options
- Integral moulded body and insulator
- Accept all Trident contacts
- **UL** and **CSA** recognised
- 7 way meets **VDE 0110** requirements

| | | | |
|---|---|---|---|
| Operating voltage | 250V ac | Temperature range | -55°C to105°C |
| Maximum current | 13A | Locking ring | Copper Alloy |

230681

## Standard Plugs (Pin Contacts)

Cannon ITT Industries

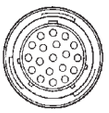

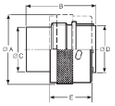

- Mate with standard receptacles
- Accept pin contacts
- Contacts to be ordered separately
- **IP65** protection using sealed cable clamp with round jacketed cable and mated with a sealed receptacle

| No. of Ways | Shell Size | A ±0.2 | B max. | C ±0.15 | D ±0.15 | E | Accessory Thread |
|---|---|---|---|---|---|---|---|
| 4 | 10 | 21.6 | 31.8 | 10.9 | 12.2 | 19.1±0.2 | 9/16-24UNEF |
| 7 | 18 | 34.3 | 33 | 22.5 | 24 | 19.1±0.2 | 1 1/16-18UNEF |
| 8 | 12 | 24.8 | 31.8 | 13.8 | 15.1 | 19.1±0.2 | 11/16-24UNEF |
| 12 | 14 | 28 | 31.8 | 17 | 18.3 | 19.1±0.2 | 13/16-20UNEF |
| 19 | 16 | 31.2 | 31.8 | 19.9 | 21.4 | 19.1±0.2 | 15/16-18UNEF |
| 23 | 18 | 34.3 | 31.8 | 22.4 | 24 | 19.1±0.2 | 1 1/16-18UNEF |
| 28 | 20 | 37.5 | 31.8 | 25.6 | 27.1 | 19.1±0.2 | 1 3/16-20UNEF |
| 35 | 22 | 40.7 | 31.8 | 28.5 | 30.4 | 19.1±0.2 | 1 5/16-18UNEF |
| 48 | 24 | 43.9 | 31.8 | 31.7 | 33.5 | 14.72±0.15 | 1 7/16-18UNEF |

Mftrs. List No.
TR1004PMS1NB=118-6705
TR1807PMS1NBE=118-6706
TR1208PMS1NB=118-6707
TR1412PMS1NB=118-6708
TR1619PMS1NB=118-6709
TR1823PMS1NB=118-6710
TR2028PMS1NB.=380-6984
TR2235PMS1NB.=380-6996
TR2448PMS1NB=118-6712

230685

| No. of Ways | Shell Size | Order Code | Price Each 1+ | 25+ | 50+ | 100+ | + |
|---|---|---|---|---|---|---|---|
| **Standard Plugs** - Accept Pin Contacts | | | | | | | |
| 4 | 10 | **118-6705●** | 17.33 | 15.09 | 13.32 | 10.88 | – – |
| 7 | 18 | **118-6706●** | 22.76 | 19.84 | 17.53 | 14.28 | – – |
| 8 | 12 | **118-6707●** | 19.10 | 16.63 | 14.70 | 11.97 | – – |
| 12 | 14 | **118-6708●** | 18.20 | 15.83 | 14.00 | 11.43 | – – |
| 19 | 16 | **118-6709●** | 20.26 | 17.66 | 15.60 | 12.71 | – – |
| 23 | 18 | **118-6710●** | 22.60 | 19.71 | 17.40 | 14.19 | – – |
| 28 | 20 | **118-6783●** | 28.02 | 24.40 | 21.57 | 17.59 | – – |
| 35 | 22 | **118-6785●** | 32.68 | 28.44 | 25.13 | 20.51 | – – |
| 48 | 24 | **118-6712●** | 31.91 | 27.77 | 24.52 | 20.03 | – – |

## Standard Receptacles (Socket Contacts)

Cannon ITT Industries

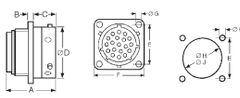

∅J = Flange in front of panel

∅H = Flange at rear of panel

- Mates with standard plugs
- Accept socket contacts
- Contacts to be ordered separately
- Available in unsealed or sealed options
- Sealed to **IP65** when mated with standard plug using sealed cable clamp and round jacketed cable

| No. of Ways | Shell Size | A max. | B ±0.15 | C ±0.2 | D ±0.15 | E ±0.15 | F ±0.25 | ∅G ±0.1 | ∅H ±0.1 | ∅J ±0.1 | Accessory Thread |
|---|---|---|---|---|---|---|---|---|---|---|---|
| 4 | 10 | 25.8 | 2.3 | 11.15 | 15 | 18 | 23.5 | 3.25 | 17.3 | 15.1 | 9/16-24UNEF |
| 7 | 18 | 32.5 | 2.3 | 18.2 | 28.5 | 27 | 33.3 | 3.25 | 31.3 | 27.8 | 1 1/16-18UNEF |
| 8 | 12 | 25.8 | 2.3 | 11.35 | 19 | 20.5 | 26.2 | 3.25 | 21.8 | 18.2 | 11/16-24UNEF |
| 12 | 14 | 25.8 | 2.3 | 11.35 | 22.2 | 22.6 | 28.15 | 3.25 | 25 | 21.4 | 13/16-20UNEF |
| 19 | 16 | 25.8 | 2.3 | 11.35 | 25.4 | 24.2 | 30.5 | 3.25 | 28.1 | 24.6 | 15/16-20UNEF |
| 23 | 18 | 25.8 | 2.5 | 11.35 | 28.5 | 26.9 | 33.3 | 3.25 | 31.3 | 27.8 | 1 1/16-18UNEF |
| 28 | 20 | 33.3 | 2.5 | 14.5 | 31.7 | 29.2 | 36.5 | 3.25 | 34.5 | 30.9 | 1 3/16-18UNEF |
| 35 | 22 | 33.3 | 3.5 | 14.5 | 34.9 | 31.6 | 39.7 | 3.25 | 37.7 | 34.1 | 1 5/16-18UNEF |
| 48 | 24 | 33.3 | 3.5 | 15.3 | 38.05 | 34.45 | 42.9 | 3.9 | 40.9 | 37.3 | 1 7/16-18UNEF |

Mftrs. List No.
TR1004RFS1NB=118-8245
TR1807RFS1NBE=118-8246
TR1208RFS1NB=118-8247
TR1412RFS1NB=118-8248
TR1619RFS1NB=118-8249
TR1823RFS1NB=118-8250
TR2028RFS1NB=118-8251
TR2235RFS1NB=118-8253
TR2448RFS1NB=118-8254
TR1004RFH1NB=118-8234
TR1807RFH1NBE=118-8235
TR1208RFH1NB=118-8236
TR1412RFH1NB=118-8237
TR1619RFH1NB=118-8238
TR1823RFH1NB=118-8241
TR2028RFH1NB=118-8242
TR2235RFH1NB=118-8243
TR2448RFH1NB=118-8244

230691

| No. of Ways | Shell Size | Order Code | Price Each 1+ | 25+ | 50+ | 100+ | + |
|---|---|---|---|---|---|---|---|
| **Unsealed** - Accept Socket Contacts | | | | | | | |
| 4 | 10 | **118-8245●** | 9.02 | 7.83 | 6.93 | 5.68 | – – |
| 7 | 18 | **118-8246●** | 12.45 | 10.85 | 9.57 | 7.80 | – – |
| 8 | 12 | **118-8247●** | 9.79 | 8.51 | 7.51 | 6.13 | – – |
| 12 | 14 | **118-8248●** | 9.98 | 8.67 | 7.67 | 6.29 | – – |
| 19 | 16 | **118-8249●** | 10.63 | 9.24 | 8.15 | 6.68 | – – |
| 23 | 18 | **118-8250●** | 12.45 | 10.85 | 9.57 | 7.80 | – – |



Prices are in Singapore Dollars and exclusive of GST.
Due to the volatile nature of certain products, prices are subject to change without notice.

Farnell Page 321 Date: 17-08-06 time: 22:53



| No. of Ways | Shell Size | Order Code | Price Each 1+ | 25+ | 50+ | 100+ | + |
|---|---|---|---|---|---|---|---|
| **Unsealed** - Accept Socket Contacts | | | | | | | |
| 28 | 20 | **118-8251●** | 13.06 | 11.36 | 10.05 | 8.19 | – – |
| 35 | 22 | **118-8253●** | 13.90 | 12.13 | 10.69 | 8.73 | – – |
| 48 | 24 | **118-8254●** | 14.83 | 12.90 | 11.43 | 9.31 | – – |
| **Sealed** - Accept Socket Contacts | | | | | | | |
| 4 | 10 | **118-8234●** | 11.30 | 9.82 | 8.67 | 7.06 | – – |
| 7 | 18 | **118-8235●** | 15.57 | 13.55 | 11.97 | 9.79 | – – |
| 8 | 12 | **118-8236●** | 12.23 | 10.66 | 9.41 | 7.67 | – – |
| 12 | 14 | **118-8237●** | 12.45 | 10.85 | 9.57 | 7.83 | – – |
| 19 | 16 | **118-8238●** | 13.26 | 11.56 | 10.18 | 8.31 | – – |
| 23 | 18 | **118-8241●** | 15.57 | 13.55 | 11.97 | 9.79 | – – |
| 28 | 20 | **118-8242●** | 16.31 | 14.19 | 12.55 | 10.24 | – – |
| 35 | 22 | **118-8243●** | 17.37 | 15.12 | 13.35 | 10.91 | – – |
| 48 | 24 | **118-8244●** | 18.52 | 16.11 | 14.25 | 11.62 | – – |

## Reversed Receptacles (Pin Contacts)

Cannon ITT Industries

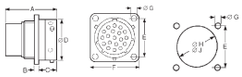

∅J = Flange in front of panel
∅H = Flange at rear of panel

- Mates with reversed plugs
- Accept pin contacts
- Contacts to be ordered separately
- Available in unsealed or sealed options
- Sealed to **IP65** when mated with reversed plug using sealed cable clamp and round jacketed cable

| No. of Ways | Shell Size | A max. | B ±0.15 | C ±0.2 | D ±0.15 | E ±0.15 | F ±0.25 | ∅G ±0.1 | ∅H ±0.1 | ∅J ±0.1 |
|---|---|---|---|---|---|---|---|---|---|---|
| | | Dimensions | | | | | | | | |
| 4 | 10 | 31.5 | 2.3 | 11.35 | 15 | 18 | 23.5 | 3.25 | 17.3 | 15.1 |
| 7 | 18 | 34.2 | 2.3 | 17.8 | 28.5 | 27 | 33.3 | 3.25 | 31.3 | 27.8 |
| 8 | 12 | 31.5 | 2.3 | 11.35 | 19 | 20.5 | 26.2 | 3.25 | 21.8 | 18.2 |
| 12 | 14 | 31.5 | 2.3 | 11.35 | 22.2 | 22.6 | 28.15 | 3.25 | 25 | 21.4 |
| 19 | 16 | 31.5 | 2.3 | 11.35 | 25.4 | 24.2 | 30.5 | 3.25 | 28.1 | 24.6 |
| 23 | 18 | 31.5 | 2.5 | 11.35 | 28.5 | 26.9 | 33.3 | 3.25 | 31.3 | 27.8 |
| 28 | 20 | 33 | 2.5 | 14.55 | 31.7 | 29.2 | 36.5 | 3.25 | 34.5 | 30.9 |
| 35 | 22 | 33 | 3.5 | 14.55 | 34.9 | 31.6 | 39.7 | 3.25 | 37.7 | 34.1 |
| 48 | 24 | 34.8 | 3.5 | 15.3 | 38.05 | 34.45 | 42.9 | 3.9 | 40.9 | 37.3 |

Mftrs. List No.
TR1004RMS1NB=118-8263
TR1807RMS1NB=118-8265
TR1208RMS1NB=118-8266
TR1412RMS1NB=118-8267
TR1619RMS1NB=118-8268
TR1823RMS1NB=118-8269
TR2028RMS1NB=118-8270
TR2235RMS1NB=118-8271
TR2448RMS1NB=118-8272
TR1004RMH1NB=118-8255
TR1807RMH1NB=380-5803
TR1807RMH1NB=380-5803
TR1807RMH1NB=380-5803
TR1619RMH1NB=118-8258
TR1823RMH1NB=118-8259
TR2028RMH1NB=118-8260
TR2235RMH1NB=118-8261
TR2448RMH1NB=118-8262

**Note: Standard and Reversed connectors are not intermateable**

230696

| No. of Ways | Shell Size | Order Code | Price Each 1+ | 25+ | 50+ | 100+ | + |
|---|---|---|---|---|---|---|---|
| **Unsealed** - Accept Pin Contacts | | | | | | | |
| 4 | 10 | **118-8263●** | 9.47 | 8.25 | 7.32 | 5.94 | – – |
| 7 | 18 | **118-8265●** | 13.39 | 11.65 | 10.27 | 8.41 | – – |
| 8 | 12 | **118-8266●** | 9.79 | 8.51 | 7.51 | 6.13 | – – |
| 12 | 14 | **118-8267●** | 9.98 | 8.67 | 7.67 | 6.29 | – – |
| 19 | 16 | **118-8268●** | 10.63 | 9.24 | 8.15 | 6.68 | – – |
| 23 | 18 | **118-8269●** | 12.45 | 10.85 | 9.57 | 7.80 | – – |
| 28 | 20 | **118-8270●** | 13.06 | 11.36 | 10.05 | 8.19 | – – |
| 35 | 22 | **118-8271●** | 13.90 | 12.13 | 10.69 | 8.73 | – – |
| 48 | 24 | **118-8272●** | 14.83 | 12.90 | 11.43 | 9.31 | – – |
| **Sealed** - Accept Pin Contacts | | | | | | | |
| 4 | 10 | **118-8255●** | 11.84 | 10.30 | 9.12 | 7.45 | – – |
| 7 | 18 | **380-5803** | 15.63 | 13.59 | 12.00 | 9.81 | – – |
| 8 | 12 | **118-8256●** | 12.23 | 10.66 | 9.41 | 7.67 | – – |
| 12 | 14 | **118-8257●** | 12.45 | 10.85 | 9.57 | 7.83 | – – |
| 19 | 16 | **118-8258●** | 13.26 | 11.56 | 10.18 | 8.31 | – – |
| 23 | 18 | **118-8259●** | 15.57 | 13.55 | 11.97 | 9.79 | – – |
| 28 | 20 | **118-8260●** | 16.31 | 14.19 | 12.55 | 10.24 | – – |
| 35 | 22 | **118-8261●** | 17.37 | 15.12 | 13.35 | 10.91 | – – |
| 48 | 24 | **118-8262●** | 18.55 | 16.15 | 14.28 | 11.65 | – – |

Product Watch obsolescence notification

- FREE to all account holders
- Notification of obsolete, end of line and end of stock items
- Replacement or upgrade recommendations

**Advanced warning of obsolete components**

## Reversed Plugs (Socket Contacts)

Cannon ITT Industries

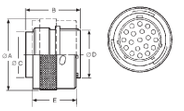

- Mates with reversed receptacles
- Accept socket contacts
- Contacts to be ordered separately
- **IP65** protection using sealed cable clamp with round jacketed cable and mated with a sealed reversed receptacle

| No. of Ways | Shell Size | A ±0.2 | B max. | C ±0.15 | D ±0.15 | E | Accessory Thread |
|---|---|---|---|---|---|---|---|
| | | Dimensions | | | | | |
| 4 | 10 | 21.6 | 26.1 | 11 | 12.2 | 19.1±0.2 | 9/16-24UNEF |
| 7 | 18 | 34.3 | 31.5 | 22.5 | 24 | 19.1±0.2 | 1 1/16-18UNEF |
| 8 | 12 | 24.8 | 25.6 | 13.9 | 15.1 | 19.1±0.2 | 11/16-24UNEF |
| 12 | 14 | 28 | 26.8 | 17.1 | 18.3 | 19.1±0.2 | 13/16-20UNEF |
| 19 | 16 | 31.2 | 27.6 | 20 | 21.4 | 19.1±0.2 | 15/16-18UNEF |
| 23 | 18 | 34.3 | 25.6 | 22.5 | 24 | 19.1±0.2 | 1 1/16-18UNEF |
| 28 | 20 | 37.5 | 31.3 | 25.7 | 27.1 | 19.1±0.2 | 1 3/16-20UNEF |
| 35 | 22 | 40.7 | 31.3 | 28.6 | 30.4 | 19.1±0.2 | 1 5/16-18UNEF |
| 48 | 24 | 43.9 | 31.3 | 31.8 | 33.5 | 14.72±0.15 | 1 7/16-18UNEF |

Mftrs. List No.
TR1004PFS1NB=118-6713
TR1807PFS1NBE=118-6714
TR1208PFS1NB=118-6715
TR1412PFS1NB=118-6716
TR1619PFS1NB=118-6717
TR1823PFS1NB=118-6718
TR2028PFS1NB=118-6719
TR2448PFS1NB=118-6721
TR2235PFS1NB=118-6720

**Note: Standard and Reversed connectors are not intermateable**

230692

| No. of Ways | Shell Size | Order Code | Price Each 1+ | 25+ | 50+ | 100+ | + |
|---|---|---|---|---|---|---|---|
| **Reversed Plugs** - Accept Socket Contacts | | | | | | | |
| 4 | 10 | **118-6713●** | 16.85 | 14.70 | 13.00 | 10.59 | – – |
| 7 | 18 | **118-6714●** | 22.53 | 19.65 | 17.37 | 14.16 | – – |
| 8 | 12 | **118-6715●** | 17.56 | 15.28 | 13.51 | 11.01 | – – |
| 12 | 14 | **118-6716●** | 25.20 | 21.96 | 19.39 | 15.83 | – – |
| 19 | 16 | **118-6717●** | 20.26 | 17.66 | 15.60 | 12.71 | – – |
| 23 | 18 | **118-6718●** | 20.93 | 18.23 | 16.08 | 13.16 | – – |
| 28 | 20 | **118-6719●** | 28.02 | 24.40 | 21.57 | 17.59 | – – |
| 35 | 22 | **118-6720●** | 32.65 | 28.41 | 25.10 | 20.51 | – – |
| 48 | 24 | **118-6721●** | 31.07 | 27.06 | 23.91 | 19.52 | – – |

## Cable Clamps

Cannon ITT Industries

- Provide strain relief and wire protection
- Suitable for standard and reversed plugs
- Sealed clamps provide **IP65** protection for plugs using round jacketed cable when mated with receptacles

**Unsealed** **Sealed**

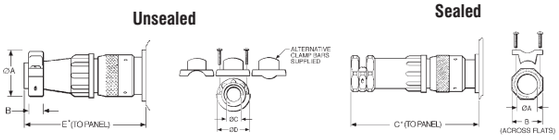


**Unsealed**

| Mftrs. List No. | Shell Size | ∅A max. | B ±0.15 | ∅C max. | D ±0.15 | E* max. |
|---|---|---|---|---|---|---|
| | | | Dimensions | | | |
| TR10ASR1N | 10 | 15.5 | 17 | 15.5 | 15.5 | 15.5 |
| TR12ASR1N | 12 | 19 | 17 | 19 | 19 | 19 |
| TR14ASR1N | 14 | 24 | 17 | 24 | 24 | 24 |
| TR16ASR1N | 16 | 19 | 22 | 19 | 19 | 19 |
| TR20ASR1N | 20 | 49.5 | 32 | 49.5 | 49.5 | 49.5 |
| TR22ASR1N | 22 | 19 | 32 | 19 | 19 | 19 |
| TR18ASR1N | 18 | 24 | 42 | 24 | 24 | 24 |
| TR24ASR1N | 24 | | | | | 49.5 |

*For disassembly add 9.0 for shell sizes 10-16 and 10.6 for shell sizes 18-24

**Sealed**

| Mftrs. List No. | Shell Size | ∅A** max. | B ±0.2 | C* max. |
|---|---|---|---|---|
| | | | Dimensions | |
| TR10AHC1N | 10 | 11.1 | 18.8 | 76.5 |
| TR12AHC1N | 12 | 13.6 | 20.8 | 77.8 |
| TR14AHC1N | 14 | 14.6 | 22.8 | 85.5 |
| TR16AHC1N | 16 | 16.6 | 24.7 | 89.8 |
| TR18AHC1N | 18 | 16.6 | 24.7 | 93 |
| TR20AHC1N | 20 | 22.1 | 31.8 | 107.5 |
| TR22AHC1N | 22 | 22.1 | 31.8 | 114.5 |
| TR24AHC1N | 24 | 29.6 | 41.8 | 49.5 |

*For disassembly add 9.0 for shell sizes 10-16 and 10.6 for shell sizes 18-24
**Assumes a uniformly round jacketed cable. Diameter variations could affect sealing

230705

| Shell Size | Mftrs. List No. | Order Code | Price Each 1+ | 25+ | 50+ | + | + |
|---|---|---|---|---|---|---|---|
| **Unsealed** | | | | | | | |
| 10 | TR10ASR1N | **118-8282●** | 8.19 | 7.07 | 6.25 | – – | – – |
| 12 | TR12ASR1N | **118-8283●** | 8.19 | 7.07 | 6.25 | – – | – – |
| 14 | TR14ASR1N | **118-8284●** | 8.70 | 7.48 | 6.63 | – – | – – |
| 16 | TR16ASR1N | **118-8285●** | 8.87 | 7.68 | 6.79 | – – | – – |
| 20 | TR20ASR1N | **118-8286●** | 9.18 | 7.95 | 7.04 | – – | – – |



RoHS ● Compliant ▲ Non-compliant ‡ Limited stock - RoHS replacement available



C = CYAN M = Magenta Y = Yellow B = Black/SING

| Shell Size | Mftrs. List No. | Order Code | Price Each 1+ | 25+ | 50+ | + | + |
|---|---|---|---|---|---|---|---|
| **Unsealed** | | | | | | | |
| 22 | TR22ASR1N | **118-8287●** | 10.34 | 8.90 | 7.89 | – – | – – |
| 18 | TR18ASR1N | **118-8289●** | 8.74 | 7.51 | 6.66 | – – | – – |
| 24 | TR24ASR1N | **118-8291●** | 9.80 | 8.43 | 7.48 | – – | – – |
| **Sealed** | | | | | | | |
| 10 | TR10AHC1N | **118-6722●** | 15.46 | 13.35 | 11.81 | – – | – – |
| 12 | TR12AHC1N | **118-6724●** | 15.83 | 13.65 | 12.04 | – – | – – |
| 14 | TR14AHC1N | **118-6725●** | 19.32 | 16.62 | 14.71 | – – | – – |
| 16 | TR16AHC1N | **118-6726●** | 20.00 | 17.23 | 15.23 | – – | – – |
| 18 | TR18AHC1N | **118-6727●** | 18.94 | 16.35 | 14.44 | – – | – – |
| 20 | TR20AHC1N | **118-6728●** | 25.08 | 21.60 | 19.11 | – – | – – |
| 22 | TR22AHC1N | **118-6729●** | 25.08 | 21.60 | 19.11 | – – | – – |
| 24 | TR24AHC1N | **118-6730●** | 28.26 | 24.37 | 21.50 | – – | – – |

## Trident Connector Crimp Contacts

**Stamped and Formed**

Cannon ITT Industries

Socket contact Pin contact

- Two-piece stamped and formed construction
- Tin or gold flash plating options
- 13A standard brass material
- Fit all Trident connectors

| | |
|---|---|
| Current rating | 13 |
| Contact resistance | 5mΩ |
| Body material | Brass |
| Mating cycles | 200 |

Mftrs. List Nos: T2P24MC1LT=118-8299, T2P20MC1LT=118-8300, T2P16MC1LT=118-8301, T2P14MC1LT=118-8302, T2P24FC1LT=118-8303, T2P20FC1LT=118-8304, T2P16FC1LT=118-8305, T2P14FC1LT=118-8307, T2P20MC1LZ=118-6767, T2P16MC1LZ=118-8293, T2P14MC1LZ=118-8294, T2924FC1LZ=118-8295, T2P20FC1LZ=118-8296, T2P16FC1LZ=118-8297, T2P14FC1LZ=118-8298

231019

| Wire Size | Order Code | Price Each 10+ | 50+ | 100+ | 500+ | + |
|---|---|---|---|---|---|---|
| **Standard Tin Plated Pins** | | | | | | |
| 26 - 24AWG | **118-8299●** | 0.47 | 0.41 | 0.36 | 0.30 | – – |
| 22 - 20AWG | **118-8300●** | 0.47 | 0.41 | 0.36 | 0.30 | – – |
| 18 - 16AWG | **118-8301●** | 0.47 | 0.41 | 0.36 | 0.30 | – – |
| 16 - 14AWG | **118-8302●** | 0.47 | 0.41 | 0.36 | 0.30 | – – |
| **Standard Tin Plated Sockets** | | | | | | |
| 26 - 24AWG | **118-8303●** | 0.44 | 0.36 | 0.33 | 0.27 | – – |
| 22 - 20AWG | **118-8304●** | 0.44 | 0.36 | 0.33 | 0.27 | – – |
| 18 - 16AWG | **118-8305●** | 0.44 | 0.36 | 0.33 | 0.27 | – – |
| 16 - 14AWG | **118-8307●** | 0.44 | 0.36 | 0.33 | 0.27 | – – |
| **Standard Gold Plated Pins** | | | | | | |
| 26 - 24AWG | **118-8292●** | 0.47 | 0.41 | 0.36 | 0.30 | – – |
| 22 - 20AWG | **380-6560** | 0.44 | 0.38 | 0.34 | 0.28 | – – |
| 18 - 16AWG | **118-8293●** | 0.47 | 0.41 | 0.36 | 0.30 | – – |
| 16 - 14AWG | **118-8294●** | 0.47 | 0.41 | 0.36 | 0.30 | – – |
| **Standard Gold Plated Sockets** | | | | | | |
| 26 - 24AWG | **118-8295●** | 0.47 | 0.41 | 0.36 | 0.30 | – – |
| 22 - 20AWG | **118-8296●** | 0.47 | 0.41 | 0.36 | 0.30 | – – |
| 18 - 16AWG | **118-8297●** | 0.47 | 0.41 | 0.36 | 0.30 | – – |
| 16 - 14AWG | **118-8298●** | 0.47 | 0.41 | 0.36 | 0.30 | – – |

## Trident Connector Crimp Contacts

**Solid Machined**

Cannon ITT Industries

Socket contact Pin contact

- Gold plated one-piece machined construction
- 13A standard brass material
- High performance and durability
- Fit all Trident connectors

| | |
|---|---|
| Current rating | 13 |
| Contact resistance | 5mΩ |
| Body material | Brass |
| Mating cycles | 500 |

Mftrs. List Nos: T3P26MC1LX=118-6768, T3P24MC1LX=118-6769, T3P22MC1LX=118-6770, T3P20MC1LX=118-6771, T3P16MC1LX=118-6773, T3P26FC1LX=118-6774, T3P24FC1LX=118-6775, T3P22FC1LX=118-6776, T3P20FC1LX=118-6777, T3P16FC1LX=118-6778

231029

| Wire Size | Colour | Order Code | Price Each 10+ | 50+ | 100+ | 500+ | + |
|---|---|---|---|---|---|---|---|
| **Pins** | | | | | | | |
| 26AWG | Black | **118-6768●** | 0.77 | 0.67 | 0.60 | 0.50 | – – |
| 24AWG | Blue | **118-6769●** | 0.77 | 0.67 | 0.60 | 0.50 | – – |
| 22AWG | Red | **118-6770●** | 0.77 | 0.67 | 0.60 | 0.50 | – – |
| 20AWG | Green | **118-6771●** | 0.77 | 0.67 | 0.60 | 0.50 | – – |
| AWG16 | Black | **118-6773●** | 0.77 | 0.67 | 0.60 | 0.50 | – – |
| **Sockets** | | | | | | | |
| 26AWG | Black | **118-6774●** | 0.77 | 0.67 | 0.60 | 0.50 | – – |
| 24AWG | Blue | **118-6775●** | 0.77 | 0.67 | 0.60 | 0.50 | – – |
| 22AWG | Red | **118-6776●** | 0.77 | 0.67 | 0.60 | 0.50 | – – |
| 20AWG | Green | **118-6777●** | 0.77 | 0.67 | 0.60 | 0.50 | – – |
| 16AWG | Black | **118-6778●** | 0.77 | 0.67 | 0.60 | 0.50 | – – |

## Metalok Bantam EMC Shielded System

**Crimp 4 to 48 Way, 13A**

SOURIAU Connection Technology

- Immediate EMC solution for new designs
- Instant retrofit for existing Metalok Bantam users, to meet EMC requirements
- 360 degrees electrical continuity for grounding
- Ease of assembly
- **IP65** rating when O ring fitted

| | |
|---|---|
| Contact rating | See contact specs |
| Operating voltage | 750 Vrms |
| Insulation resistance | 5000 mΩ min. |
| Operating temperature | -25°C to +125°C |
| Housing | (Body) Glass filled polyester UL94V-0<br>(Plating) Nickel plating to the outside of connector body and bayonet ring |

209180

## Free Housing

SOURIAU Connection Technology

209145

| No. of Ways | Shell Size | Mftrs. List No. | Order Code | Price Each 1+ | 25+ | 50+ | 100+ | + |
|---|---|---|---|---|---|---|---|---|
| **Pin Housing** - Accepts Pin Contacts | | | | | | | | |
| 4 | 10 | UTGS6PG104PN | **748-456●** | 61.81 | 56.22 | 50.58 | 40.86 | – – |
| 8 | 12 | UTGS6PG128PN | **748-468●** | 62.93 | 57.18 | 51.45 | 41.61 | – – |
| 12 | 14 | UTGS6PG1412PN | **748-470●** | 65.08 | 59.16 | 53.19 | 43.02 | – – |
| 19 | 16 | UTGS6PG1619PN | **748-481●** | 68.67 | 62.43 | 56.13 | 45.39 | – – |
| 23 | 18 | UTGS6PG1823PN | **748-493●** | 72.18 | 65.61 | 59.04 | 51.00 | – – |
| 28 | 20 | UTGS6PG2028PN | **748-500●** | 80.25 | 72.90 | 65.61 | 53.07 | – – |
| **Socket Housing** - Accepts Socket Contacts | | | | | | | | |
| 4 | 10 | UTGS6PG104SN | **748-535●** | 61.81 | 56.22 | 50.58 | 40.86 | – – |
| 8 | 12 | UTGS6PG128SN | **748-547●** | 62.93 | 57.18 | 51.45 | 41.61 | – – |
| 12 | 14 | UTGS6PG1412SN | **748-559●** | 65.08 | 59.16 | 53.19 | 43.02 | – – |
| 19 | 16 | UTGS6PG1619SN | **748-560●** | 68.67 | 62.43 | 56.13 | 45.39 | – – |
| 23 | 18 | UTGS6PG1823SN | **748-572●** | 72.18 | 65.61 | 59.04 | 51.00 | – – |
| 28 | 20 | UTGS6PG2028SN | **748-584●** | 80.25 | 72.90 | 65.61 | 56.70 | – – |
| 48 | 24 | UTGS6PG2448SN | **748-602●** | 93.36 | 84.87 | 76.38 | 66.00 | – – |

## Panel Housing

SOURIAU Connection Technology

ORDER CONTACTS SEPARATELY **SEE WEBSITE**

219719

| No. of Ways | Shell Size | Mftrs. List No. | Order Code | Price Each 1+ | 25+ | 50+ | 100+ | + |
|---|---|---|---|---|---|---|---|---|
| **Pin Housing** - Accepts Pin Contacts | | | | | | | | |
| 4 | 10 | UTGS0104PN | **748-614●** | 19.41 | 17.61 | 15.87 | 12.81 | – – |
| 8 | 12 | UTGS0128PN | **748-626●** | 20.34 | 18.48 | 16.59 | 13.41 | – – |
| 12 | 14 | UTGS01412PN | **748-638●** | 20.81 | 18.90 | 17.01 | 13.77 | – – |
| 19 | 16 | UTGS01619PN | **748-640●** | 22.21 | 20.13 | 18.15 | 14.67 | – – |
| 23 | 18 | UTGS01823PN | **748-651●** | 22.74 | 20.64 | 18.60 | 15.03 | – – |
| 28 | 20 | UTGS02028PN | **748-663●** | 31.86 | 28.92 | 25.98 | 21.06 | – – |
| 48 | 24 | UTGS02448PN | **748-687** | 34.35 | 31.23 | 28.11 | 24.26 | – – |
| **Socket Housing** - Accepts Socket Contacts | | | | | | | | |
| 4 | 10 | UTGS0104SN | **748-699●** | 19.41 | 17.61 | 15.87 | 12.81 | – – |
| 8 | 12 | UTGS0128SN | **748-705●** | 20.34 | 18.48 | 16.59 | 13.41 | – – |
| 12 | 14 | UTGS01412SN | **748-717●** | 20.81 | 18.90 | 17.01 | 13.77 | – – |
| 19 | 16 | UTGS01619SN | **748-729●** | 22.21 | 20.13 | 18.15 | 14.67 | – – |
| 23 | 18 | UTGS01823SN | **748-730●** | 23.37 | 20.64 | 18.60 | 15.03 | – – |
| 28 | 20 | UTGS02028SN | **748-742●** | 31.86 | 28.92 | 25.98 | 21.06 | – – |
| 48 | 24 | UTGS02448SN | **748-766●** | 34.35 | 31.23 | 28.11 | 24.26 | – – |



Prices are in Singapore Dollars and exclusive of GST.
Due to the volatile nature of certain products,
prices are subject to change without notice.

## 'Metalok Bantam' Crimp 3 to 48 Way, 13A

**IP65 Sealed**

Circular plastic connector shells with 5 polarising keyways and a snap-locking bayonet ring. The housings can accept either machined, two-piece or coaxial contacts as a pin or socket insert. **IP65** sealing can be achieved with the environmental hood and 'O' ring panel seal. The range is **UL** Recognised and the 3 and 7 way also have **VDE** approval

**Note:** The 3 & 4 and 7 & 23 way options within this range occupy the same shell size, therefore when ordering accessories such as 'O' ring seals, dust caps and cable strain reliefs the shell size is common to both, i.e, 10 and 18 respectively.

| | | | |
|---|---|---|---|
| Contact rating | See contact specs | Housing | BlackGlass filled polyester, **UL94V-0** |
| Operating voltage | 750V rms | Bayonet ring | Brass, nickel plated |
| Insulation resistance | 5000 MΩ min. | | 500 mating cycles |
| Temperature range | -55°C to +125°C | Dust cap | Copper alloy, Nickel plated |

## Free Housings, UTG Series

Pin housing Socket housing

Mftrs. List No. UTG-6/yy/xxzN, UTG-6/yy/xxzNVDE for 3 and 7 ways, where xx= No Of Ways, yy=Shell size and z=P Pin, S Socket

224243

| No. of Ways | Shell Size | Order Code | Price Each 1+ | 25+ | 100+ | 250+ | + |
|---|---|---|---|---|---|---|---|
| **Pin Housing** - Accepts Pin Contacts | | | | | | | |
| 3 | 10 | **150-619●** | 19.83 | 18.30 | 14.97 | 12.69 | – – |
| 4 | 10 | **105-317●** | 16.38 | 15.51 | 12.33 | 10.47 | – – |
| 7 | 18 | **105-318●** | 21.54 | 18.90 | 17.82 | 10.56 | – – |
| 8 | 12 | **105-319●** | 18.03 | 16.23 | 13.44 | 11.37 | – – |
| 12 | 14 | **105-320●** | 17.19 | 15.48 | 15.33 | 14.10 | – – |
| 19 | 16 | **105-321●** | 19.16 | 16.38 | 14.46 | 12.33 | – – |
| 23 | 18 | **105-322●** | 21.37 | 19.65 | 19.26 | 15.30 | – – |
| 28 | 20 | **105-323●** | 26.49 | 23.49 | 22.98 | 21.06 | – – |
| 35 | 22 | **105-324●** | 30.89 | 27.63 | 23.82 | 20.40 | – – |
| 48 | 24 | **105-325●** | 30.17 | 26.85 | 25.50 | 21.81 | – – |
| **Socket Housing** - Accepts Socket Contacts | | | | | | | |
| 3 | 10 | **150-621●** | 19.84 | 16.98 | 14.13 | 12.12 | – – |
| 4 | 10 | **105-335●** | 15.94 | 14.28 | 14.01 | 11.91 | – – |
| 7 | 18 | **105-336●** | 21.31 | 19.38 | 19.02 | 14.25 | – – |
| 8 | 12 | **105-337●** | 16.60 | 14.52 | 14.40 | 13.56 | – – |
| 12 | 14 | **105-338●** | 23.84 | 21.51 | 20.34 | 16.29 | – – |
| 19 | 16 | **105-339●** | 19.16 | 17.07 | 14.49 | 12.36 | – – |
| 23 | 18 | **105-340●** | 19.78 | 17.61 | 16.68 | 15.30 | – – |
| 28 | 20 | **105-341●** | 26.49 | 23.49 | 22.98 | 21.06 | – – |
| 35 | 22 | **105-342●** | 30.86 | 27.63 | 25.50 | 19.65 | – – |
| 48 | 24 | **105-343●** | 29.39 | 26.85 | 23.73 | 21.12 | – – |

## Hoods, UTG Series

AC basic PG environmental

Both hoods have cable strain relief and the environmental hood also has multiple knockout rubber seals giving protection to **IP65**.

Mftrs. List No. UTGxx/AC or PG, where xx=Shell size

209083

| No. of Ways | Shell Size | Order Code | Price Each 1+ | 25+ | 100+ | 250+ | + |
|---|---|---|---|---|---|---|---|
| **AC Basic** | | | | | | | |
| 3&4 | 10 | **105-579●** | 7.87 | 7.05 | 6.70 | 5.75 | – – |
| 8 | 12 | **105-581●** | 7.87 | 7.38 | 6.86 | 5.88 | – – |
| 12 | 14 | **105-582●** | 8.35 | 7.44 | 6.89 | 6.24 | – – |
| 19 | 16 | **105-583●** | 8.55 | 7.64 | 7.09 | 6.21 | – – |
| 7&23 | 18 | **105-580●** | 8.38 | 7.80 | 7.31 | 6.24 | – – |
| 28 | 20 | **105-585●** | 8.84 | 8.42 | 8.00 | 6.86 | – – |
| 35 | 22 | **105-586●** | 9.95 | 8.97 | 8.06 | 6.92 | – – |
| 48 | 24 | **105-587●** | 9.43 | 8.81 | 8.22 | 7.09 | – – |
| **PG Environmental** | | | | | | | |
| 3&4 | 10 | **105-588●** | 14.90 | 11.57 | 9.13 | 7.31 | – – |
| 8 | 12 | **105-590●** | 15.25 | 13.36 | 10.47 | 8.35 | – – |
| 12 | 14 | **105-591●** | 18.58 | 16.28 | 12.81 | 10.24 | – – |
| 19 | 16 | **105-592●** | 19.23 | 16.77 | 13.23 | 10.56 | – – |
| 7&23 | 18 | **105-589●** | 18.25 | 14.92 | 11.77 | 9.39 | – – |
| 28 | 20 | **105-594●** | 24.17 | 21.13 | 16.61 | 13.33 | – – |
| 35 | 22 | **105-595●** | 24.17 | 21.13 | 16.61 | 13.33 | – – |
| 48 | 24 | **105-596●** | 27.24 | 22.26 | 17.49 | 14.04 | – – |

## Panel Housings, UTG Series

Pin housing Socket housing Dust cap

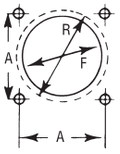


Panel cut-out (dimensions in pricing block)

Mftrs List No. Panel Housings UTG0/yy/xx/zVDE for 3 and 7 ways, where xx = No of Ways, yy = Shell size, and z = P pin, S socket
'O' Ring Panel Seal ORxxSPGE01, where xx = Shell size
Dust Cap UTGxxDCG, where xx = Shell size

219769

| No. of Ways | Shell Size | Cut-out Dimensions A | F | R | Order Code | Price Each 1+ | 25+ | 100+ | 250+ | + |
|---|---|---|---|---|---|---|---|---|---|---|
| **Pin Housing** - Accepts Pin Contacts | | | | | | | | | | |
| 3 | 10 | 18.2 | 15.1 | 17.3 | **150-622●** | 11.29 | 9.48 | 7.77 | 6.27 | – – |
| 4 | 10 | 18.2 | 15.1 | 17.3 | **105-344●** | 8.95 | 8.04 | 6.72 | 5.73 | – – |
| 7 | 18 | 27.0 | 27.8 | 31.3 | **105-345●** | 12.64 | 10.11 | 8.43 | 7.20 | – – |
| 8 | 12 | 20.5 | 18.2 | 21.8 | **105-346●** | 9.24 | 8.31 | 6.90 | 5.94 | – – |
| 12 | 14 | 22.9 | 21.4 | 25.0 | **105-347●** | 9.42 | 8.49 | 7.11 | 6.03 | – – |
| 19 | 16 | 24.5 | 24.6 | 28.1 | **105-348●** | 10.02 | 9.03 | 7.53 | 6.33 | – – |
| 23 | 18 | 27.0 | 27.8 | 31.3 | **105-349●** | 11.76 | 10.59 | 8.82 | 7.47 | – – |
| 28 | 20 | 29.2 | 30.9 | 34.5 | **105-350●** | 12.32 | 11.40 | 9.36 | 8.01 | – – |
| 35 | 22 | 31.6 | 34.1 | 37.7 | **105-351●** | 13.14 | 12.63 | 10.68 | 9.18 | – – |
| 48 | 24 | 34.7 | 37.3 | 40.9 | **105-352●** | 14.01 | 13.11 | 10.95 | 9.15 | – – |
| **Socket Housing** - Accepts Socket Contacts | | | | | | | | | | |
| 3 | 10 | 18.2 | 15.1 | 17.3 | **150-620●** | 11.29 | 9.48 | 7.77 | 6.27 | – – |
| 4 | 10 | 18.2 | 15.1 | 17.3 | **105-326●** | 8.52 | 7.68 | 6.39 | 5.49 | – – |
| 7 | 18 | 27.0 | 27.8 | 31.3 | **105-327●** | 11.76 | 9.39 | 7.83 | 6.72 | – – |
| 8 | 12 | 20.5 | 18.2 | 21.8 | **105-328●** | 9.24 | 8.31 | 6.90 | 5.94 | – – |
| 12 | 14 | 22.9 | 21.4 | 25.0 | **105-329●** | 9.42 | 8.49 | 7.11 | 6.06 | – – |
| 19 | 16 | 24.5 | 24.6 | 28.1 | **105-330●** | 10.02 | 9.03 | 7.53 | 6.45 | – – |
| 23 | 18 | 27.0 | 27.8 | 31.3 | **105-331●** | 11.76 | 10.59 | 8.82 | 7.56 | – – |
| 28 | 20 | 29.2 | 30.9 | 34.5 | **105-332●** | 12.32 | 11.58 | 9.63 | 8.28 | – – |
| 35 | 22 | 31.6 | 34.1 | 37.7 | **105-333●** | 13.14 | 12.84 | 10.71 | 9.18 | – – |
| 48 | 24 | 34.7 | 37.3 | 40.9 | **105-334●** | 14.01 | 13.08 | 10.92 | 9.36 | – – |

| **'O' Ring Seals** (5 per pack) | | | Price Per Pack 1+ | 10+ | 50+ | 100+ |
|---|---|---|---|---|---|---|
| 3 & 4 | 10 | **151-756** | 2.97 | 2.43 | 1.95 | 1.56 |
| 8 | 12 | **121-2614●** | 4.46 | 3.61 | 2.90 | 2.34 |
| 12 | 14 | **121-2616●** | 4.78 | 3.84 | 3.03 | 2.44 |
| 19 | 16 | **151-759** | 4.92 | 3.96 | 3.06 | 2.49 |
| 7 & 23 | 18 | **151-760** | 6.60 | 5.31 | 4.14 | 3.36 |
| 28 | 20 | **121-2617●** | 11.23 | 9.18 | 7.16 | 5.86 |
| 48 | 24 | **151-763** | 10.77 | 8.67 | 6.75 | 5.49 |

| **Dust Cap** | | | Price Each 1+ | 25+ | 100+ | 250+ | + |
|---|---|---|---|---|---|---|---|
| 3 & 4 | 10 | **257-254●** | 12.57 | 11.05 | 9.07 | 7.35 | – – |
| 8 | 12 | **257-266●** | 12.94 | 11.41 | 9.33 | 7.57 | – – |
| 12 | 14 | **257-278●** | 14.50 | 11.47 | 9.39 | 7.61 | – – |
| 19 | 16 | **257-280●** | 16.09 | 12.77 | 10.43 | 8.48 | – – |
| 7 & 23 | 18 | **257-291●** | 15.68 | 13.78 | 11.31 | 9.13 | – – |
| 28 | 20 | **257-308●** | 18.55 | 14.69 | 12.03 | 9.72 | – – |
| 35 | 22 | **257-310●** | 19.27 | 15.24 | 12.45 | 10.22 | – – |
| 48 | 24 | **257-321●** | 20.87 | 16.54 | 13.52 | 10.95 | – – |

## Trim Trio™

**UTO Series - IP68 Sealed**

NEW

Metal circular connector with metal bayonet coupling system.

8

Connectors - Multipole

● Compliant
▲ Non-compliant
‡ Limited stock - RoHS replacement available

RoHS



C = CYAN M = Magenta Y = Yellow B = Black/SING

- **Use size 16 contacts**
- Suitable for shielding applications
- Available in 8 shell sizes, 4-48 contact arrangements
- Intermateable, interchangeable and in-termountable with TRIM TRIO "UTG" and "UTP" industrial connector families
- **IP68** and **IP69K** sealed
- salt spray **48h**
- 500 mating cycles
- RoHS compliant

| | |
|---|---|
| Contact rating | See contact specs |
| Test Voltage | 2000V |
| Insulation resistance | 5000 mΩ min. |
| Operating temperature | -40°C to ++105°C |
| Housing | (Body insert) Glass Filled Thermoplast UL94V-0 |
| Shell | Zinc Alloy |

419508



## Free Housing, UTO Series

SOURIAU Connection Technology

NEW

Pin Housing Socket Housing

- Uses size 16 contacts
- Order contacts seperately

419515

| No. of Ways | Shell Size | Mftrs. List No. | Order Code | Price Each 1+ | 25+ | 100+ | 250+ | + |
|---|---|---|---|---|---|---|---|---|
| **Pin Housing** - Accepts Pin Contacts | | | | | | | | |
| 4 | 10 | UT06104PH | **100-7205** | 40.56 | 37.33 | 31.57 | 29.59 | – – |
| 8 | 12 | UT06128PH | **100-7206** | 41.27 | 37.99 | 32.09 | 30.11 | – – |
| 12 | 14 | UT061412PH | **100-7207** | 41.66 | 38.38 | 32.42 | 30.40 | – – |
| 19 | 16 | UT061619PH | **100-7209** | 41.92 | 38.60 | 32.62 | 30.60 | – – |
| 23 | 18 | UT061823PH | **100-7211** | 42.90 | 39.55 | 33.36 | 31.28 | – – |
| 28 | 20 | UT062028PH | **100-7212** | 43.58 | 40.13 | 33.88 | 31.77 | – – |
| 35 | 22 | UT062235PH | **100-7213** | 44.59 | 41.11 | 34.70 | 32.52 | – – |
| 48 | 24 | UT062448PH | **100-7214** | 47.75 | 43.98 | 37.14 | 34.83 | – – |
| **Socket Housing** - Accepts Socket Contacts | | | | | | | | |
| 4 | 10 | UT06104SH | **100-7197** | 40.56 | 37.33 | 31.57 | 29.59 | – – |
| 8 | 12 | UT06128SH | **100-7198** | 41.27 | 37.99 | 32.09 | 30.11 | – – |
| 12 | 14 | UT061412SH | **100-7199** | 41.66 | 38.38 | 32.42 | 30.40 | – – |
| 19 | 16 | UT061619SH | **100-7200** | 41.92 | 38.60 | 32.62 | 30.60 | – – |
| 23 | 18 | UT061823SH | **100-7201** | 42.90 | 39.55 | 33.36 | 31.28 | – – |
| 28 | 20 | UT062028SH | **100-7202** | 43.58 | 40.13 | 33.88 | 31.77 | – – |
| 35 | 22 | UT062235SH | **100-7203** | 44.59 | 41.11 | 34.70 | 32.52 | – – |
| 48 | 24 | UT062448SH | **100-7204** | 47.75 | 43.98 | 37.14 | 34.83 | – – |

## Panel Housing, UTO Series

NEW

SOURIAU Connection Technology

Socket Housing

Pin Housing

- Uses size 16 contacts
- Order contacts seperately

419521

| No. of Ways | Shell Size | Mftrs. List No. | Order Code | Price Each 1+ | 25+ | 100+ | 250+ | + |
|---|---|---|---|---|---|---|---|---|
| **Pin Housing** - Accepts Pin Contacts | | | | | | | | |
| 4 | 10 | UT00104PH6 | **100-7170** | 26.66 | 24.54 | 20.77 | 19.46 | – – |
| 8 | 12 | UT00128PH6 | **100-7171** | 27.67 | 25.45 | 21.52 | 20.18 | – – |
| 12 | 14 | UT001412PH6 | **100-7172** | 28.12 | 25.88 | 21.84 | 20.51 | – – |
| 19 | 16 | UT001619PH6 | **100-7173** | 28.94 | 26.59 | 22.49 | 21.09 | – – |
| 23 | 18 | UT001823PH6 | **100-7174** | 30.01 | 27.67 | 23.37 | 21.87 | – – |
| 28 | 20 | UT002028PH6 | **100-7175** | 32.48 | 29.95 | 25.26 | 23.70 | – – |
| 35 | 22 | UT002235PH6 | **100-7176** | 33.79 | 31.15 | 26.30 | 24.64 | – – |
| 48 | 24 | UT002448PH6 | **100-7177** | 35.09 | 32.35 | 27.28 | 25.58 | – – |
| **Socket Housing** - Accepts Socket Contacts | | | | | | | | |
| 4 | 10 | UT00104SH6 | **100-7161** | 26.66 | 24.54 | 20.77 | 19.46 | – – |
| 8 | 12 | UT00128SH6 | **100-7162** | 27.67 | 25.45 | 21.52 | 20.18 | – – |
| 12 | 14 | UT001412SH6 | **100-7163** | 28.12 | 25.88 | 21.84 | 20.51 | – – |
| 19 | 16 | UT001619SH6 | **100-7164** | 28.94 | 26.59 | 22.49 | 21.09 | – – |
| 23 | 18 | UT001823SH6 | **100-7165** | 30.01 | 27.67 | 23.37 | 21.87 | – – |
| 28 | 20 | UT002028SH6 | **100-7167** | 32.48 | 29.95 | 25.26 | 23.70 | – – |
| 35 | 22 | UT002235SH6 | **100-7168** | 33.79 | 31.15 | 26.30 | 24.64 | – – |
| 48 | 24 | UT002448SH6 | **100-7169** | 35.09 | 32.35 | 27.28 | 25.58 | – – |

## Rear Mount Panel Housing, UTO Series

**With Jam Nut**

NEW

SOURIAU Connection Technology

Pin Housing

Socket Housing

- Uses size 16 contacts
- Order contacts seperately

419526

| No. of Ways | Shell Size | Mftrs. List No. | Order Code | Price Each 1+ | 25+ | 100+ | 250+ | + |
|---|---|---|---|---|---|---|---|---|
| **Pin Housing** - Accepts Pin Contacts | | | | | | | | |
| 4 | 10 | UT07104PH6 | **100-7188** | 42.61 | 39.26 | 33.17 | 31.09 | – – |
| 8 | 12 | UT07128PH6 | **100-7189** | 44.27 | 40.79 | 34.44 | 32.29 | – – |
| 12 | 14 | UT071412PH6 | **100-7190** | 45.37 | 41.79 | 35.28 | 33.10 | – – |
| 19 | 16 | UT071619PH6 | **100-7192** | 47.03 | 43.32 | 36.59 | 34.34 | – – |
| 23 | 18 | UT071823PH6 | **100-7193** | 48.60 | 44.79 | 37.79 | 35.45 | – – |
| 28 | 20 | UT072028PH6 | **100-7194** | 52.60 | 48.43 | 40.95 | 38.34 | – – |
| 35 | 22 | UT072235PH6 | **100-7195** | 54.68 | 50.39 | 42.54 | 39.91 | – – |
| 48 | 24 | UT072448PH6 | **100-7196** | 56.77 | 52.31 | 44.17 | 41.44 | – – |
| **Socket Housing** - Accepts Socket Contacts | | | | | | | | |
| 4 | 10 | UT07104SH6 | **100-7179** | 42.61 | 39.26 | 33.17 | 31.09 | – – |
| 8 | 12 | UT07128SH6 | **100-7181** | 44.27 | 40.79 | 34.44 | 32.29 | – – |
| 12 | 14 | UT071412SH6 | **100-7182** | 41.05 | 37.76 | 31.93 | 29.91 | – – |
| 19 | 16 | UT071619SH6 | **100-7183** | 42.48 | 39.13 | 33.04 | 30.96 | – – |
| 23 | 18 | UT071823SH6 | **100-7184** | 48.60 | 44.79 | 37.79 | 35.45 | – – |
| 28 | 20 | UT072028SH6 | **100-7185** | 52.60 | 48.43 | 40.95 | 38.34 | – – |
| 35 | 22 | UT072235SH6 | **100-7186** | 54.68 | 50.39 | 42.54 | 39.91 | – – |
| 48 | 24 | UT072448SH6 | **100-7187** | 56.77 | 52.31 | 44.17 | 41.44 | – – |

## Hoods - IP68, UTO & UTOW Series

SOURIAU Connection Technology

NEW

419544

| Shell Size | Clamping Range (∅mm) Min / Max | Mftrs. List No. | Order Code | Price Each 1+ | 25+ | 100+ | 250+ | + |
|---|---|---|---|---|---|---|---|---|
| **IP68** | | | | | | | | |
| 10 | 3 - 6 | UT010JCS | **100-7277** | 23.13 | 21.33 | 18.01 | – – | – – |
| 12 | 6 - 10 | UT012JCS | **100-7278** | 24.47 | 22.53 | 19.05 | – – | – – |
| 14 | 6 - 10 | UT014JCS | **100-7279** | 24.74 | 22.80 | 19.25 | – – | – – |
| 16 | 9.5 - 14 | UT016JCS | **100-7280** | 29.40 | 27.05 | 22.87 | – – | – – |
| 18 | 9.5 - 14 | UT018JCS | **100-7281** | 30.00 | 27.62 | 23.34 | – – | – – |
| 20 | 11.5 - 18 | UT020JCS | **100-7283** | 42.29 | 38.90 | 32.88 | – – | – – |
| 22 | 11.5 - 18 | UT022JCS | **100-7284** | 45.30 | 41.72 | 35.22 | – – | – – |
| 24 | 11.5 - 18 | UT024JCS | **100-7285** | 57.42 | 52.86 | 44.63 | – – | – – |
| **IP68 - Large Cable Entry** | | | | | | | | |
| 10 | 5 - 8 | UT010JCSL | **100-7286** | 23.13 | 21.33 | 18.01 | – – | – – |
| 12 | 8 - 12 | UT012JCSL | **100-7287** | 24.47 | 22.53 | 19.05 | – – | – – |
| 14 | 8 - 12 | UT014JCSL | **100-7288** | 24.74 | 22.80 | 19.25 | – – | – – |
| 16 | 11.5 - 18 | UT016JCSL | **100-7289** | 29.40 | 27.05 | 22.87 | – – | – – |
| 18 | 11.5 - 18 | UT018JCSL | **100-7290** | 30.00 | 27.62 | 23.34 | – – | – – |
| 20 | 15 - 24 | UT020JCSL | **100-7291** | 42.29 | 38.90 | 32.88 | – – | – – |
| 22 | 15 - 24 | UT022JCSL | **100-7292** | 45.30 | 41.72 | 35.22 | – – | – – |
| 24 | 15 - 24 | UT024JCSL | **100-7293** | 57.42 | 52.86 | 44.63 | – – | – – |
| **IP68 - Shielded** | | | | | | | | |
| 10 | 4 - 6.5 | UT0S10JCS | **100-7295** | 29.70 | 27.32 | 23.07 | – – | – – |
| 12 | 7 - 10.5 | UT0S12JCS | **100-7296** | 31.61 | 29.13 | 24.57 | – – | – – |
| 14 | 7 - 10.5 | UT0S14JCS | **100-7297** | 31.87 | 29.36 | 24.78 | – – | – – |
| 16 | 10 - 14.5 | UT0S16JCS | **100-7298** | 37.06 | 34.15 | 28.86 | – – | – – |
| 18 | 10 - 14.5 | UT0S18JCS | **100-7299** | 37.70 | 34.75 | 29.36 | – – | – – |
| 20 | 13.5 - 18 | UT0S20JCS | **100-7301** | 49.99 | 46.07 | 38.87 | – – | – – |
| 22 | 13.5 - 18 | UT0S22JCS | **100-7302** | 53.07 | 48.85 | 41.25 | – – | – – |
| 24 | 13.5 - 18 | UT0S24JCS | **100-7303** | 65.15 | 60.00 | 50.66 | – – | – – |
| **IP68 - Shielded, Large Cable Entry** | | | | | | | | |
| 10 | 5 - 8.5 | UT0S10JCSL | **100-7304** | 29.70 | 27.32 | 23.07 | – – | – – |
| 12 | 8 - 12.5 | UT0S12JCSL | **100-7305** | 31.61 | 29.13 | 24.57 | – – | – – |
| 14 | 8 - 12.5 | UT0S14JCSL | **100-7306** | 31.87 | 29.36 | 24.78 | – – | – – |
| 16 | 13.5 - 18 | UT0S16JCSL | **100-7307** | 37.06 | 34.15 | 28.86 | – – | – – |
| 18 | 13.5 - 18 | UT0S18JCSL | **100-7308** | 37.70 | 34.75 | 29.36 | – – | – – |
| 20 | 17 - 24 | UT0S20JCSL | **100-7309** | 49.99 | 46.07 | 38.87 | – – | – – |
| 22 | 17 - 24 | UT0S22JCSL | **100-7310** | 53.07 | 48.85 | 41.25 | – – | – – |
| 24 | 17 - 24 | UT0S24JCSL | **100-7311** | 65.15 | 60.00 | 50.66 | – – | – – |

## Hoods with Strain Relief, UTO & UTOW Series

SOURIAU Connection Technology

NEW

419541

| Shell Size | Mftrs. List No. | Order Code | Price Each 1+ | 25+ | 100+ | 250+ | + |
|---|---|---|---|---|---|---|---|
| 10 | UT010AC | **100-7267** | 21.03 | 19.38 | 16.34 | – – | – – |
| 12 | UT012AC | **100-7268** | 22.30 | 20.56 | 17.38 | – – | – – |
| 14 | UT014AC | **100-7271** | 22.80 | 20.99 | 17.74 | – – | – – |
| 16 | UT016AC | **100-7272** | 24.47 | 22.53 | 19.05 | – – | – – |
| 18 | UT018AC | **100-7273** | 25.68 | 23.64 | 19.99 | – – | – – |
| 20 | UT020AC | **100-7274** | 29.26 | 26.95 | 22.77 | – – | – – |
| 22 | UT022AC | **100-7275** | 38.60 | 35.56 | 30.07 | – – | – – |
| 24 | UT024AC | **100-7276** | 40.04 | 36.86 | 31.17 | – – | – – |



Prices are in Singapore Dollars and exclusive of GST.
Due to the volatile nature of certain products,
prices are subject to change without notice.

## Dust Caps, UTO & UTOW Series

SOURIAU Connection Technology

NEW

419562

| Shell Size | Mftrs. List No. | Order Code | Price Each 1+ | 25+ | 100+ | 250+ | + |
|---|---|---|---|---|---|---|---|
| 10 | UT010DCG | **100-7313●** | 9.21 | 8.47 | 7.16 | – – | – – |
| 12 | UT012DCG | **100-7314●** | 9.78 | 9.04 | 7.63 | – – | – – |
| 14 | UT014DCG | **100-7315●** | 10.78 | 9.91 | 8.37 | – – | – – |
| 16 | UT016DCG | **100-7316●** | 10.88 | 10.01 | 8.47 | – – | – – |
| 18 | UT018DCG | **100-7317●** | 11.52 | 10.65 | 9.01 | – – | – – |
| 20 | UT020DCG | **100-7318●** | 12.42 | 11.42 | 9.68 | – – | – – |
| 22 | UT022DCG | **100-7319●** | 14.10 | 12.96 | 10.98 | – – | – – |
| 24 | UT024DCG | **100-7320●** | 14.33 | 13.22 | 11.18 | – – | – – |

## Metalok Bantam, Qikmate, UTG & UTO Contacts

SOURIAU Connection Technology




The contacts are two part. The body is made of a highly conductive copper alloy with a stainless steel outer spring in either tin or gold plated options. Gold plated contacts do not oxidise and are therefore more suitable for use in corrosive atmospheres.

This also leads to lower contact pressure and are therefore suitable for larger way connectors. Both fit the 'Metalok Bantam', Qikmate', UTG & UTO housings.

Contact rating @ 750Vrms Contacts Copper alloy, Gold 1.5µ
Insulation resistance 6mΩ max. Copper alloy, Gold 0.25µ, over nickel 3µ

Mftrs List No. SM16ML11TK6 = 365-1927, SM24ML1D70 = 365-2087, SC24ML1TK6 = 365-1976
SM24ML1TK6 = 365-1940, SC20ML1D70 = 365-2014, SM20ML1D70 = 365-1990
SC20ML1TK6 = 365-1964, SM20ML1TK6 = 365-1939 SC16ML11D70 = 365-2002
SM16ML11D70 = 365-1988, SC16ML11TK6 = 365-1952 SC24ML1D70 = 365-2099

209358

| Wire Size | Order Code | Price Each 25+ | 100+ | 500+ | 1K+ |
|---|---|---|---|---|---|
| **Tin Plated Pins** | | | | | |
| 18—16AWG, 0.8—1.5mm² | **365-1927●** | 0.58 | 0.53 | 0.45 | 0.34 |
| 22—20AWG, 0.35—0.5mm² | **365-1939●** | 0.58 | 0.53 | 0.45 | 0.34 |
| 26—24AWG, 0.13—0.25mm² | **365-1940●** | 0.58 | 0.53 | 0.45 | 0.34 |
| **Tin Plated Sockets** | | | | | |
| 18—16AWG, 0.8—1.5mm² | **365-1952●** | 0.56 | 0.51 | 0.44 | 0.33 |
| 22—20AWG, 0.35—0.5mm² | **365-1964●** | 0.56 | 0.51 | 0.44 | 0.33 |
| 26—24AWG, 0.13—0.25mm² | **365-1976●** | 0.56 | 0.51 | 0.44 | 0.33 |
| **Gold Plated Pins** | | | | | |
| 18—16AWG, 0.8—1.5mm² | **365-1988●** | 0.42 | 0.38 | 0.32 | 0.24 |
| 22—20AWG, 0.35—0.5mm² | **365-1990●** | 0.41 | 0.37 | 0.31 | 0.24 |
| 26—24AWG, 0.13—0.25mm² | **365-2087●** | 0.41 | 0.37 | 0.31 | 0.24 |
| **Gold Plated Sockets** | | | | | |
| 18—16AWG, 0.8—1.5mm² | **365-2002●** | 0.44 | 0.39 | 0.33 | 0.25 |
| 22—20AWG, 0.35—0.5mm² | **365-2014●** | 0.43 | 0.38 | 0.33 | 0.25 |
| 26—24AWG, 0.13—0.25mm² | **365-2099●** | 0.43 | 0.38 | 0.33 | 0.25 |

## Solid Machined Contacts

SOURIAU Connection Technology

Socket contact Pin contact

Gold plated solid machined crimp contacts suitable for heavy duty and high performance applications. The snap-in pins and sockets are colour coded for different wire sizes.

Contact rating @ 750Vrms Contacts Copper alloy, 0.4µ Gold plated
Contact resistance 3mΩ max.

Mftrs. List No. RM16M23K = 365-2026, RM20M12K = 365-2038, RM24M9K = 365-2040
RC16M23K = 365-2051, RC20M12K = 365-2063, RC24M9K = 365-2075

209359

| Wire size | Order Code | Price Each 25+ | 50+ | 250+ | 1K+ |
|---|---|---|---|---|---|
| **Pins** | | | | | |
| 20—16AWG, 0.52—1.5mm² | **365-2026●** | 0.72 | 0.66 | 0.58 | 0.50 |
| 22—20AWG, 0.32—0.52mm² | **365-2038●** | 0.72 | 0.66 | 0.58 | 0.50 |
| 26—24AWG, 0.13—0.2mm² | **365-2040●** | 0.72 | 0.66 | 0.58 | 0.50 |
| **Sockets** | | | | | |
| 20—16AWG, 0.52—1.5mm² | **365-2051●** | 0.84 | 0.78 | 0.69 | 0.59 |
| 22—20AWG, 0.32—0.52mm² | **365-2063●** | 0.84 | 0.78 | 0.69 | 0.59 |
| 26—24AWG, 0.13—0.2mm² | **365-2075●** | 0.84 | 0.78 | 0.69 | 0.59 |

## Sub-Miniature Coaxial Contacts

SOURIAU Connection Technology

Coaxial pins and sockets are supplied in four piece parts, so that the inner and outer conductors can be crimped individually. Suitable for use with RG178 cable, Order Code **149-071**.

Mftrs. List No. RMDXK10D28 = 105-953, RCDXK1D28 = 105-954

219770

| Coaxial Kit | Order Code | Price Each 1+ | 100+ | 500+ | 1K+ |
|---|---|---|---|---|---|
| Male | **105-953●** | 10.89 | 7.20 | 6.48 | 5.64 |
| Female | **105-954●** | 8.67 | 5.76 | 5.16 | 4.47 |

## Tooling

SOURIAU Connection Technology

Two high quality metal ratchet hand crimp tools. The machined and coaxial contact crimp tool requires a positioner for each contact. Coaxial contacts require both an inner and outer positioner.

Crimp Tool Settings

| Coaxial Contact | | Machined Contact | | | | |
|---|---|---|---|---|---|---|
| Inner | Outer | 16AWG | 20AWG | 22AWG | 24AWG | 26AWG |
| 1 | 8 | 8 | 6/7 | 5/7 | 6 | 5 |

Mftrs. List No. Y16SCM2 = 105-497, MH860 = 105-992, MH MH86-164G = 151-779,
MH MH86-166 = 105-993, MH MH86-167 = 105-994, RX2025GE1 = 105-498

209361

| | Order Code | Price Each |
|---|---|---|
| **Crimp Tools** | | |
| Two piece contact | **105-497** | 807.32 |
| Machined & coaxial contacts | **105-992** | 970.72 |
| **Positioners** | | |
| Machined contact | **151-779** | 170.79 |
| Coaxial, inner | **105-993** | 162.12 |
| Coaxial, outer | **105-994** | 162.12 |
| **Extraction Tool** | | |
| For all contacts | **105-498** | 73.83 |

## Plastic UTP Connector

SOURIAU Connection Technology

- Designed to be interchangeable with the 'Metalok Bantam' range.
- Contacts, Hoods, 'O' ring seals, dust caps, layouts and mounting dimensions are common to both ranges.
- Polyester **UL94V-0** construction.

| | | | |
|---|---|---|---|
| Contact rating | See contact specs | Temperature range | -25°C to +125°C |
| Operating voltage | 750V rms | Housing | Black Polyester UL94V-0 |
| Insulation resistance | 5000mΩ min. | Bayonet ring | Black Polyester UL94V-0 |

209117

## Free Housings, UTP Series

SOURIAU Connection Technology

Pin housing Socket housing

Mftrs. List No. UTP/6/yy/xx/z, where xx=no. of ways, yy=shell size, Z=P, Pin, S, Socket

224244

| No. of Ways | Shell Size | Order Code | Price Each 1+ | 25+ | 100+ | 250+ | + |
|---|---|---|---|---|---|---|---|
| **Pin Housing** - Accepts Pin Contacts | | | | | | | |
| 4 | 10 | **535-280●** | 13.88 | 12.36 | 10.74 | 8.58 | – – |
| 8 | 12 | **535-291●** | 12.01 | 10.74 | 9.30 | 7.44 | – – |
| 12 | 14 | **535-308●** | 12.20 | 10.89 | 9.42 | 7.56 | – – |
| 19 | 16 | **535-310●** | 12.23 | 10.95 | 9.45 | 7.59 | – – |
| 23 | 18 | **535-321●** | 12.36 | 10.98 | 9.51 | 7.62 | – – |
| 28 | 20 | **535-333●** | 12.42 | 11.04 | 9.54 | 7.68 | – – |
| 35 | 22 | **535-345●** | 12.78 | 11.40 | 9.87 | 8.09 | – – |
| 48 | 24 | **535-357●** | 13.20 | 11.79 | 10.20 | 8.57 | – – |



RoHS ● Compliant ▲ Non-compliant ‡ Limited stock - RoHS replacement available



C = CYAN M = Magenta Y = Yellow B = Black/SING

| No. of Ways | Shell Size | Order Code | Price Each 1+ | 25+ | 100+ | 250+ | + |
|---|---|---|---|---|---|---|---|
| **Socket Housing** - Accepts Socket Contacts | | | | | | | |
| 4 | 10 | **535-369●** | 13.88 | 12.36 | 10.74 | 8.58 | – – |
| 8 | 12 | **535-370●** | 12.01 | 10.74 | 9.30 | 7.44 | – – |
| 12 | 14 | **535-382●** | 12.20 | 10.89 | 9.42 | 7.56 | – – |
| 19 | 16 | **535-394●** | 12.23 | 10.95 | 9.45 | 7.59 | – – |
| 23 | 18 | **535-400●** | 12.36 | 10.98 | 9.51 | 7.62 | – – |
| 28 | 20 | **535-412●** | 12.42 | 11.04 | 9.54 | 7.96 | – – |
| 35 | 22 | **535-424●** | 12.78 | 11.40 | 9.87 | 8.19 | – – |
| 48 | 24 | **535-436●** | 13.20 | 11.79 | 10.20 | 8.29 | – – |

## Panel Housings, UTP Series

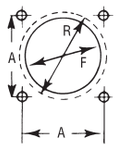


Panel cut-out
(dimensions in pricing block)

Mftrs. list No. UTPO/yy/xx/z where xx=No. of ways, yy=Shell size andz= P Pin or S Socket

224245

| No. of Ways | Shell Size | Cut-out Dimensions A | F | R | Order Code | Price Each 1+ | 25+ | 100+ | 250+ | + |
|---|---|---|---|---|---|---|---|---|---|---|
| **Pin Housing** - Accepts Pin Contacts | | | | | | | | | | |
| 4 | 10 | 18.2 | 15.1 | 17.3 | **535-448●** | 7.30 | 6.51 | 5.64 | 4.53 | – – |
| 8 | 12 | 20.5 | 18.2 | 21.8 | **535-450●** | 7.46 | 6.66 | 5.76 | 4.62 | – – |
| 12 | 14 | 22.9 | 21.4 | 25.0 | **535-461●** | 7.86 | 6.99 | 6.06 | 4.86 | – – |
| 19 | 16 | 24.5 | 24.6 | 28.1 | **535-473●** | 8.02 | 7.17 | 6.24 | 4.95 | – – |
| 28 | 20 | 29.2 | 30.9 | 34.5 | **535-497●** | 10.08 | 9.00 | 7.77 | 6.52 | – – |
| 35 | 22 | 31.6 | 34.1 | 37.7 | **535-503●** | 10.80 | 9.63 | 8.34 | 7.11 | – – |
| 48 | 24 | 34.7 | 37.3 | 40.9 | **535-515●** | 11.25 | 10.02 | 8.70 | 7.44 | – – |
| **Socket Housing** - Accepts Socket Contacts | | | | | | | | | | |
| 4 | 10 | 18.2 | 15.1 | 17.3 | **535-527●** | 7.30 | 6.51 | 5.64 | 4.53 | – – |
| 8 | 12 | 20.5 | 18.2 | 21.8 | **535-539●** | 7.46 | 6.66 | 5.76 | 4.62 | – – |
| 12 | 14 | 22.9 | 21.4 | 25.0 | **535-540●** | 7.86 | 6.99 | 6.06 | 4.86 | – – |
| 19 | 16 | 24.5 | 24.6 | 28.1 | **535-552●** | 8.02 | 7.17 | 6.24 | 4.95 | – – |
| 23 | 18 | 27.0 | 27.8 | 31.3 | **535-564●** | 9.61 | 8.58 | 7.44 | 5.94 | – – |
| 28 | 20 | 29.2 | 30.9 | 34.5 | **535-576●** | 10.08 | 9.00 | 7.77 | 6.23 | – – |
| 35 | 22 | 31.6 | 34.1 | 37.7 | **535-588●** | 10.80 | 9.63 | 8.34 | 6.69 | – – |
| 48 | 24 | 34.7 | 37.3 | 40.9 | **535-590●** | 11.26 | 10.02 | 8.70 | 6.96 | – – |

## 'Sealok' Minature Bayonet Connector

- Intermateable interchangeable and technically comparable with **MIL-C-26482** Series 1 military connectors
- Available in four shell sizes and insert arrangements
- Option for sealing to **IP65**
- Metal bayonet coupling system
- Suitable for wide range of applications

| | | | |
|---|---|---|---|
| Contact rating | See contact specs | Durability | 500 mating cycles |
| Operating voltage | 1500V rms | Housing | (Body)GF Polyester UL94V-0 |
| Insulation resistance | 500mΩ min. | | (Coupling) Nickel plated |
| Temperature range | -55°C to +125°C | Sealing | Neoprene Rubber |

**Insert Arrangements**

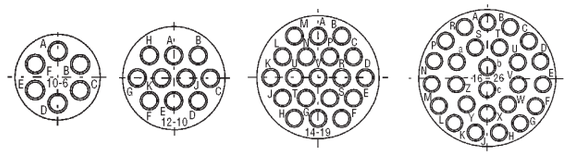


209191

## Free Housing

209187

| Hoods | Mftrs. List No. | Order Code | Price Each 1+ | 25+ | 100+ | 250+ | + |
|---|---|---|---|---|---|---|---|
| **AC Basic** | | | | | | | |
| 10 | UTG10AC | **105-579●** | 7.87 | 7.05 | 6.70 | 5.75 | – – |
| 12 | UTG12AC | **105-581●** | 7.87 | 7.38 | 6.86 | 5.88 | – – |
| 14 | UTG14AC | **105-582●** | 8.35 | 7.44 | 6.89 | 6.24 | – – |
| 16 | UTG16AC | **105-583●** | 8.55 | 7.64 | 7.09 | 6.21 | – – |
| **PG Environmental** | | | | | | | |
| 10 | UTG10PG | **105-588●** | 14.90 | 11.57 | 9.13 | 7.31 | – – |
| 12 | UTG12PG | **105-590●** | 15.25 | 13.36 | 10.47 | 8.35 | – – |
| 14 | UTG14PG | **105-591●** | 18.58 | 16.28 | 12.81 | 10.24 | – – |
| 16 | UTG16PG | **105-592●** | 19.23 | 16.77 | 13.23 | 10.56 | – – |

| No. Ways | Shell Size | Mftrs. List No. | Order Code | Price Each 1+ | 25+ | 50+ | 100+ |
|---|---|---|---|---|---|---|---|
| **Pin Housing** - Accept Pin Contacts | | | | | | | |
| 6 | 10 | UTGW6-10-6P-1 | **890-443●** | 19.13 | 17.37 | 15.66 | 12.27 |
| 10 | 12 | UTGW6-12-10P-1 | **890-455●** | 25.08 | 22.80 | 20.52 | 16.11 |
| 19 | 14 | UTGW6-14-19P-1 | **890-467●** | 26.58 | 24.18 | 21.78 | 17.04 |
| **Socket Housing** - Accepts Socket Contacts | | | | | | | |
| 10 | 12 | UTGW6-12-10S-1 | **890-492●** | 30.92 | 28.08 | 25.26 | 19.80 |
| 19 | 14 | UTGW6-14-19S-1 | **890-509●** | 36.50 | 33.21 | 29.85 | 23.40 |

## Trim Trio™

**UTOW Series, High Density - IP68 Sealed**

- Identical shells from military connectors complying to **MIL-C-26482** series 1
- **Use size 20 contacts**
- Suitable for EMC requirements
- Available in 8 shell sizes - 6 to 61 contact arrangements
- **IP68** and **IP69K** sealed
- salt spray **48h**
- 500 mating cycles
- RoHS compliant

NEW

| | | | |
|---|---|---|---|
| Contact rating | See contact specs | Housing | (Body insert) Glass Filled Thermoplast UL94V-0 |
| Test Voltage | 1500V | Shell | Zinc Alloy |
| Insulation resistance | 5000 mΩ min. | Finish | Nickel Plated |
| Operating temperature | -40°C to ++105°C | | |

419532

## Free Housing, UTOW Series

NEW

- Uses UTO series hoods and dust caps
- Uses size 20 contacts
- Order contacts seperately

419533

| No. of Ways | Shell Size | Mftrs. List No. | Order Code | Price Each 1+ | 25+ | 100+ | 250+ | + |
|---|---|---|---|---|---|---|---|---|
| **Pin Housing** - Accepts Pin Contacts | | | | | | | | |
| 6 | 10 | UT0W6106PH | **100-7259●** | 40.56 | 37.33 | 31.57 | 29.59 | – – |
| 10 | 12 | UT0W61210PH | **100-7260●** | 41.27 | 37.99 | 32.09 | 30.11 | – – |
| 19 | 14 | UT0W61419PH | **100-7261●** | 41.66 | 38.38 | 32.42 | 30.40 | – – |
| 26 | 16 | UT0W61626PH | **100-7262●** | 41.92 | 38.60 | 32.62 | 30.60 | – – |
| 32 | 18 | UT0W61832PH | **100-7263●** | 42.90 | 39.55 | 33.36 | 31.28 | – – |
| 41 | 20 | UT0W62041PH | **100-7264●** | 43.58 | 40.13 | 33.88 | 31.77 | – – |
| 55 | 22 | UT0W62255PH | **100-7265●** | 44.59 | 41.11 | 34.70 | 32.52 | – – |
| 61 | 24 | UT0W62461PH | **100-7266●** | 53.71 | 49.48 | 41.79 | 39.19 | – – |
| **Socket Housing** - Accepts Socket Contacts | | | | | | | | |
| 6 | 10 | UT0W6106SH | **100-7250●** | 47.82 | 44.04 | 37.20 | 34.86 | – – |
| 10 | 12 | UT0W61210SH | **100-7251●** | 48.53 | 44.69 | 37.73 | 35.41 | – – |
| 19 | 14 | UT0W61419SH | **100-7252●** | 48.92 | 45.08 | 38.02 | 35.67 | – – |
| 16 | 16 | UT0W61626SH | **100-7253●** | 49.18 | 45.31 | 38.28 | 35.87 | – – |
| 32 | 18 | UT0W61832SH | **100-7254●** | 50.22 | 46.22 | 39.03 | 36.59 | – – |
| 41 | 20 | UT0W62041SH | **100-7255●** | 50.91 | 46.87 | 39.61 | 37.11 | – – |
| 55 | 22 | UT0W62255SH | **100-7256●** | 51.88 | 47.78 | 40.36 | 37.82 | – – |
| 61 | 24 | UT0W62461SH | **100-7258●** | 55.01 | 50.71 | 42.80 | 40.13 | – – |





Prices are in Singapore Dollars and exclusive of GST.
Due to the volatile nature of certain products,
prices are subject to change without notice.

## Panel Housing, UTOW Series

Socket Housing

Pin Housing

- Uses size 20 contacts
- Order contacts seperately

NEW

419534

| No. of Ways | Shell Size | Mftrs. List No. | Order Code | Price Each 1+ | 25+ | 100+ | 250+ | + |
|---|---|---|---|---|---|---|---|---|
| **Pin Housing** - Accepts Pin Contacts | | | | | | | | |
| 6 | 10 | UT0W0106PH6 | **100-7224●** | 26.66 | 24.54 | 20.77 | 19.46 | – – |
| 10 | 12 | UT0W01210PH6 | **100-7225●** | 27.67 | 25.45 | 21.52 | 20.18 | – – |
| 19 | 14 | UT0W01419PH6 | **100-7226●** | 28.12 | 25.88 | 21.84 | 20.51 | – – |
| 26 | 16 | UT0W01626PH6 | **100-7227●** | 28.94 | 26.59 | 22.49 | 21.09 | – – |
| 32 | 18 | UT0W01832PH6 | **100-7228●** | 30.01 | 27.67 | 23.37 | 21.87 | – – |
| 41 | 20 | UT0W02041PH6 | **100-7229●** | 32.48 | 29.95 | 25.26 | 23.70 | – – |
| 55 | 22 | UT0W02255PH6 | **100-7230●** | 33.79 | 31.15 | 26.30 | 24.64 | – – |
| 61 | 24 | UT0W02461PH6 | **100-7231●** | 35.09 | 32.35 | 27.28 | 25.58 | – – |
| **Socket Housing** - Accepts Socket Contacts | | | | | | | | |
| 6 | 10 | UT0W0106SH6 | **100-7215●** | 33.92 | 31.25 | 26.40 | 24.77 | – – |
| 10 | 12 | UT0W01210SH6 | **100-7216●** | 34.93 | 32.16 | 27.15 | 25.45 | – – |
| 19 | 14 | UT0W01419SH6 | **100-7217●** | 35.35 | 32.58 | 27.50 | 25.78 | – – |
| 26 | 16 | UT0W01626SH6 | **100-7218●** | 36.16 | 33.30 | 28.16 | 26.37 | – – |
| 32 | 18 | UT0W01832SH6 | **100-7219●** | 37.27 | 34.34 | 29.03 | 27.15 | – – |
| 41 | 20 | UT0W02041SH6 | **100-7220●** | 39.78 | 36.62 | 30.92 | 29.03 | – – |
| 55 | 22 | UT0W02255SH6 | **100-7222●** | 41.11 | 37.82 | 31.96 | 29.95 | – – |
| 61 | 24 | UT0W02461SH6 | **100-7223●** | 42.41 | 39.06 | 32.97 | 30.92 | – – |

## Rear Mount Panel Housing
### With Jam Nut, UTOW Series

Socket Housing

Pin Housing

- Uses size 20 contacts
- Order contacts seperately

NEW

419535

| No. of Ways | Shell Size | Mftrs. List No. | Order Code | Price Each 1+ | 25+ | 100+ | 250+ | + |
|---|---|---|---|---|---|---|---|---|
| **Pin Housing** - Accepts Pin Contacts | | | | | | | | |
| 6 | 10 | UT0W7106PH6 | **100-7241●** | 42.61 | 39.26 | 33.17 | 31.09 | – – |
| 10 | 12 | UT0W71210PH6 | **100-7242●** | 44.27 | 40.79 | 34.44 | 32.29 | – – |
| 19 | 14 | UT0W71419PH6 | **100-7243●** | 45.37 | 41.79 | 35.28 | 33.10 | – – |
| 26 | 16 | UT0W71626PH6 | **100-7244●** | 47.03 | 43.32 | 36.59 | 34.34 | – – |
| 32 | 18 | UT0W71832PH6 | **100-7246●** | 48.60 | 44.79 | 37.79 | 35.45 | – – |
| 41 | 20 | UT0W72041PH6 | **100-7247●** | 52.60 | 48.43 | 40.95 | 38.34 | – – |
| 55 | 22 | UT0W72255PH6 | **100-7248●** | 54.68 | 50.39 | 42.54 | 39.91 | – – |
| 61 | 24 | UT0W72461PH6 | **100-7249●** | 56.77 | 52.31 | 44.17 | 41.44 | – – |
| **Socket Housing** - Accepts Socket Contacts | | | | | | | | |
| 6 | 10 | UT0W7106SH6 | **100-7232●** | 49.87 | 45.93 | 38.80 | 36.36 | – – |
| 10 | 12 | UT0W71210SH6 | **100-7234●** | 51.56 | 47.49 | 40.10 | 37.56 | – – |
| 19 | 14 | UT0W71419SH6 | **100-7235●** | 48.27 | 44.50 | 37.56 | 35.22 | – – |
| 26 | 16 | UT0W71626SH6 | **100-7236●** | 49.70 | 45.80 | 38.67 | 36.26 | – – |
| 32 | 18 | UT0W71832SH6 | **100-7237●** | 55.89 | 51.49 | 43.49 | 40.79 | – – |
| 41 | 20 | UT0W72041SH6 | **100-7238●** | 59.86 | 55.14 | 46.58 | 43.68 | – – |
| 55 | 22 | UT0W72255SH6 | **100-7239●** | 61.98 | 57.09 | 48.17 | 45.18 | – – |
| 61 | 24 | UT0W72461SH6 | **100-7240●** | 64.06 | 58.98 | 49.80 | 46.71 | – – |

## 'Sealok' & UTOW Crimp Contacts
### SIze 20, Stamped and Formed




- Two part contact
- Body, gold or tin plated high quality copper alloy, stainless steel outer spring

| | |
|---|---|
| Contact rating | 7.5A |
| Contact resistance | 9.5mΩ |
| Contacts | Copper alloy, 0.5μ Tin alloy<br>Copper alloy, 0.76μ Gold over 2.0μ Nickel |

Mftrs. List No.
SM20WL3TK6 = 365-2348
SM24WL3TK6 = 365-2350
SC20WL3TK6 = 365-2361
SC24WL3TK6 = 365-2373
SM20WL3S26 = 365-2385
SM24WL3S26 = 365-2397
SC20WL3S25 = 365-2403
SC24WL3S25 = 365-2415

209188

| Wire Size | Order Code | Price Each 30+ | 120+ | 240+ | 1K2+ |
|---|---|---|---|---|---|
| **Tin Plated Pins** | | | | | |
| 22—20AWG, 0.35—0.5mm² | **365-2348●** | 0.63 | 0.57 | 0.49 | 0.37 |
| 26—24AWG, 0.13—0.25mm² | **365-2350●** | 0.63 | 0.57 | 0.49 | 0.37 |
| **Tin Plated Sockets** | | | | | |
| 22—20AWG, 0.35—0.5mm² | **365-2361●** | 0.63 | 0.57 | 0.49 | 0.37 |
| 26—24AWG, 0.13—0.25mm² | **365-2373●** | 0.63 | 0.57 | 0.49 | 0.37 |
| **Gold Plated Pins** | | | | | |
| 22—20AWG, 0.35—0.5mm² | **365-2385●** | 0.90 | 0.81 | 0.69 | 0.53 |
| 26—24AWG, 0.13—0.25mm² | **365-2397●** | 0.90 | 0.81 | 0.69 | 0.53 |
| **Gold Plated Sockets** | | | | | |
| 22—20AWG, 0.35—0.5mm² | **365-2403●** | 0.90 | 0.81 | 0.69 | 0.53 |
| 26—24AWG, 0.13—0.25mm² | **365-2415●** | 0.90 | 0.81 | 0.69 | 0.53 |

## Tooling

- A quality ratchet crimp tool
- Integral multi-position die sets, ensures no change in tooling
- Extraction tool available

209189

| Mftrs. List No. | | Order Code | Price Each |
|---|---|---|---|
| Y14MTV | Crimp Tool | **892-294** | 382.13 |
| RX20D44 | Extraction Tool | **892-300** | 149.04 |

## Solid Machined Contacts: Size 20

Socket contact

Pin contact

NEW

Gold plated solid machined crimp contacts suitable for heavy duty and high performance applications.

| | | | |
|---|---|---|---|
| Current rating | 7.5A | Contacts | Copper Alloy, 0.4μ Gold plated |
| Contact resistance | 6mΩ max. | | |

Mftrs. List No. RM24W3K = 100-7321, RM20W3K = 100-7323, MH860 = 105-992,
RC24W3K = 100-7322, RC20W3K = 100-7325, MH86301 = 111-0711,

419564

| Wire size | Order Code | Price Each 1+ | 25+ | 100+ | 250+ |
|---|---|---|---|---|---|
| **Pins** | | | | | |
| 26—24AWG, 0.13—0.25mm² | **100-7321●** | 1.46 | 1.33 | 1.20 | 1.14 |
| 22—20AWG, 0.35—0.5mm² | **100-7323●** | 1.63 | 1.46 | 1.37 | 1.24 |
| **Sockets** | | | | | |
| 26—24AWG, 0.13—0.25mm² | **100-7322●** | 1.82 | 1.66 | 1.50 | 1.40 |
| 22—20AWG, 0.35—0.5mm² | **100-7325●** | 1.82 | 1.66 | 1.50 | 1.40 |
| **Tooling** | | | | | |
| Crimp Tool | **105-992** | 970.72 | | | |
| Positioner | **111-0711** | 195.30 | | | |

## Sealed Connectors 'Clipper'




Retention Plate Principle

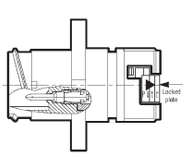

Locked, the retention plate holds the contacts firmly in position.

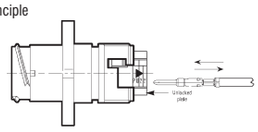

Unlocked the retention plate allows the insertion/extraction of contacts without tool.

4 holes ∅ G

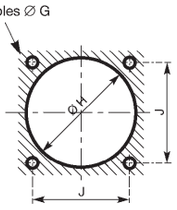


Panel cut-out

| Dim. (mm) | Shell sizes 1 | 2 | 3 | 4 |
|---|---|---|---|---|
| H | 21.5 | 25 | 31 | 41 |
| J | 21.4 | 21.4 | 28.6 | 36.5 |
| G | 3.2 | 3.2 | 3.8 | 3.8 |

8

Connectors - Multipole

● Compliant
▲ Non-compliant
‡ Limited stock - RoHS replacement available

RoHS



C = CYAN M = Magenta Y = Yellow B = Black/SING

- Clipper has a monobloc shell and insulator in themoplastic material self-extinguishing to **UL94V0**.
- Retention plate system allows insertion/extraction of the contacts without the need for tooling.
- Sealed to **IP67/IP68**, new version (with sealing gland backshell).
- 180° screw coupling with positive audible safety catch.
- Supplied complete with O rings and contacts.
- Each connector is supplied with one spare contact.
- Recepacles are also supplied with panel gaskets.
- Cable sockets mate with chassis plugs and in-line plugs
- Cable plugs only mate with chassis sockets

| | | | |
|---|---|---|---|
| Contact rating | 5A(∅0.1)10A(∅1.6) | Temperature range | -40°C to +125°C |
| Contacts | Copper alloy, Gold flash | Housing | Thermoplastic |
| Contact resistance | <10mΩ min. | Wire Size | 0.7 to 1.5mm² |
| Insulation resistance | ≥5000mΩ | Strip length | 4mm |
| Breakdown voltage | 1500Vrms | Cable diameter | 2 to 3mm |

Note ◆=∅ 1.0 contacts

224246

| No. of Ways | Shell Size | Mftrs. List No. | Order Code | Price Each 1+ | 25+ | 100+ | 250+ | + |
|---|---|---|---|---|---|---|---|---|
| **Sealed Square Flange Receptacle** - With Pin Contacts | | | | | | | | |
| 4 | 1 | CL1M1101UK | **535-606●** | 12.17 | 11.07 | 10.14 | 8.70 | – – |
| ◆9 | 1 | CL1M1201UK | **749-096●** | 17.38 | 15.81 | 14.22 | 11.52 | – – |
| 9 | 2 | CL1M2101UK | **535-618●** | 16.91 | 16.05 | 13.83 | 11.67 | – – |
| ◆14 | 2 | CL1M2201UK | **749-102●** | 20.50 | 18.63 | 16.74 | 13.56 | – – |
| 18 | 3 | CL1M3101UK | **535-620●** | 23.46 | 22.32 | 19.23 | 16.26 | – – |
| 26 | 4 | CL1M4101UK | **535-631●** | 29.92 | 28.41 | 24.48 | 20.73 | – – |
| ◆31 | 3 | CL1M3201UK | **749-114●** | 30.20 | 27.45 | 24.72 | 19.98 | – – |
| 40 | 4 | CL1M4201UK | **749-126●** | 39.19 | 35.67 | 32.04 | 25.92 | – – |
| **Sealed Square Flange Receptacle** - With Socket Contacts | | | | | | | | |
| 4 | 1 | CL1R1101UK | **749-138●** | 14.91 | 13.56 | 12.21 | 9.87 | – – |
| 9 | 2 | CL1R2101UK | **749-140●** | 18.22 | 16.56 | 14.91 | 12.03 | – – |
| 18 | 3 | CL1R3101UK | **749-151●** | 24.99 | 22.74 | 20.46 | 16.53 | – – |
| 40 | 4 | CL1R4201UK | **749-163●** | 39.78 | 36.18 | 32.55 | 26.34 | – – |
| **Sealed In-Line Receptacle** - With Pin Contacts | | | | | | | | |
| 4 | 1 | CL1C1101UK | **749-175●** | 12.92 | 11.73 | 10.56 | 8.52 | – – |
| ◆9 | 1 | CL1C1201UK | **749-187●** | 14.51 | 13.20 | 11.91 | 9.60 | – – |
| 9 | 2 | CL1C2101UK | **749-199●** | 16.19 | 14.76 | 13.26 | 10.74 | – – |
| ◆14 | 2 | CL1C2201UK | **749-205●** | 17.53 | 15.93 | 14.31 | 11.61 | – – |
| 18 | 3 | CL1C3101UK | **749-217●** | 22.28 | 20.25 | 18.21 | 14.73 | – – |
| ◆31 | 3 | CL1C3201UK | **749-229●** | 27.14 | 24.72 | 22.20 | 17.97 | – – |
| 26 | 4 | CL1C4101UK | **749-230●** | 28.83 | 26.22 | 23.58 | 19.05 | – – |
| **Sealed Free Plug** - With Socket Contacts | | | | | | | | |
| 4 | 1 | CL1F1101UK | **535-643●** | 12.95 | 11.79 | 10.80 | 9.27 | – – |
| ◆9 | 1 | CL1F1201UK | **749-254●** | 18.81 | 17.13 | 15.39 | 12.45 | – – |
| 9 | 2 | CL1F2101UK | **535-655●** | 18.00 | 17.22 | 14.91 | 12.60 | – – |
| ◆14 | 2 | CL1F2201UK | **749-266●** | 22.21 | 20.19 | 18.15 | 14.70 | – – |
| 18 | 3 | CL1F3101UK | **535-667●** | 22.18 | 21.36 | 18.69 | 15.81 | – – |
| ◆31 | 3 | CL1F3201UK | **749-278●** | 32.92 | 29.94 | 26.94 | 21.78 | – – |
| 26 | 4 | CL1F4101UK | **535-679●** | 27.02 | 26.04 | 22.89 | 19.32 | – – |
| 40 | 4 | CL1F4201UK | **749-280●** | 42.93 | 39.03 | 35.13 | 28.38 | – – |
| **Sealed Free Plug** - With Pin Contacts | | | | | | | | |
| 4 | 1 | CL1P1101UK | **749-291●** | 15.69 | 14.28 | 12.81 | 10.38 | – – |
| 9 | 2 | CL1P2101UK | **749-308●** | 18.81 | 17.13 | 15.39 | 12.45 | – – |
| 18 | 3 | CL1P3101UK | **749-310●** | 23.34 | 21.21 | 19.14 | 15.45 | – – |
| 40 | 4 | CL1P4201UK | **749-321●** | 39.03 | 35.46 | 31.92 | 25.80 | – – |
| **Sealed Free Plug (IP68)** - With Socket Contacts | | | | | | | | |
| 4 | 1 | CL1F1103UK | **749-333●** | 20.03 | 18.27 | 16.47 | 13.32 | – – |
| 9 | 2 | CL1F2103UK | **749-345●** | 23.62 | 21.51 | 19.35 | 15.63 | – – |
| 18 | 3 | CL1F3103UK | **749-357●** | 29.52 | 26.82 | 24.15 | 19.53 | – – |
| 26 | 4 | CL1F4103UK | **749-369●** | 36.10 | 32.82 | 29.52 | 23.88 | – – |
| **Straight Cable Clamp** | | | | | | | | |
| 4 | 1 | CL101030 | **535-680●** | 9.20 | 8.26 | 6.47 | 5.56 | – – |
| 9 | 2 | CL102030 | **535-692●** | 9.07 | 8.06 | 7.05 | 5.98 | – – |
| 18 | 3 | CL103030 | **535-709●** | 11.66 | 10.27 | 9.07 | 7.70 | – – |
| **Sealed Straight Back shell for Conduit** | | | | | | | | |
| 18 | 3 | CL103041 | **535-746●** | 28.90 | 25.58 | 22.10 | 17.71 | – – |
| **Sealed Anti-decoupling Backshell (IP68)** | | | | | | | | |
| 4/9 | 1 | CL101021 | **749-382●** | 8.92 | 8.03 | 7.22 | 5.88 | – – |
| 9/14 | 2 | CL102021 | **749-394●** | 9.50 | 8.58 | 7.74 | 6.31 | – – |
| 18/31 | 3 | CL103021 | **749-400●** | 11.52 | 10.40 | 9.39 | 7.64 | – – |
| 26/40 | 4 | CL124021 | **749-412●** | 21.33 | 19.18 | 17.32 | 14.04 | – – |
| **Sealed Grommet Backshell** - For Pin Contacts | | | | | | | | |
| 4 | 1 | CL111102 | **749-424●** | 12.60 | 11.34 | 10.24 | 8.29 | – – |
| **Sealed Grommet Backshell** - For Socket Contacts | | | | | | | | |
| 9 | 1 | CL111201 | **749-497** | 12.60 | 11.34 | 10.24 | 8.29 | – – |
| 40 | 4 | CL114201 | **749-539** | 13.49 | 12.16 | 10.99 | 8.91 | – – |
| **Accesories** | | | | | | | | |
| **Dust Caps** | | | | | | | | |
| 4/9 | 1 | CL141001 | **749-540●** | 12.44 | 11.25 | 10.14 | 8.26 | – – |
| 9/14 | 2 | CL142001 | **749-552●** | 14.03 | 12.64 | 11.41 | 9.26 | – – |
| 18/31 | 3 | CL143001 | **749-564●** | 14.16 | 12.74 | 11.51 | 9.36 | – – |

## 'Triad 20' Crimp Metal Shell

**Bayonet Coupling**

tyco / Electronics / TRIAD

Pin views

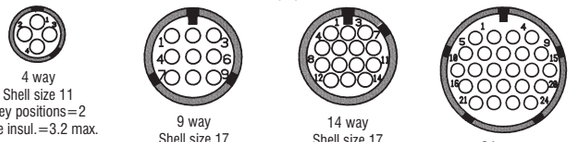

4 way
Shell size 11
Key positions=2
Wire insul.=3.2 max.

9 way
Shell size 17
Key positions=3
Wire insul.=4.0 max.

14 way
Shell size 17
Key positions=2
Wire insul.=3.2 max.

24 way
Shell size 23
Key positions=5
Wire insul.=4.0 max.

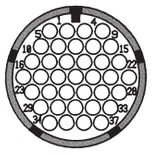

37 way
Shell size 23
Key positions=5
Wire insul.=3.2 max.

- A range of heavy duty industrial connectors
- Applications, control panel, machine tools, robotic
- Good EMI/RFI shielding
- Sealed to **IP65** when using environmental backshell or conduit adaptors
- Removeable pin or socket insert
- Gold or tin plated crimp contacts
- 'Triad 20' metal housing faces are fully intermateable with 'Triad 10' plastic housing faces
- Conforms to **MIL1344** and **MIL202** standards. **UL** and **CSA** approved

| | | | |
|---|---|---|---|
| Contact rating | see contact spec | Backshells | Diecast Zinc, nickel plating |
| Dielectric strength | 1500V ac | Inserts and dustcaps | Thermoplastic, **UL94V-1** |
| Contact resistance | 5000mΩ | Seals 'O' Ring | Nitrile rubber |
| Temperature range | -55°C to +105°C | Gaskets (square) | Black neoprene |
| Housings | Diecast Zinc, chromate over zinc plating | | |

209054

## Free Housings

tyco / Electronics / TRIAD

Free plug and insert

| Shell Size | Couping Diameter (max.) |
|---|---|
| 11 | 28.7 |
| 17 | 38.1 |
| 23 | 48 |

Plug lenghth=35.8
Socket length=29.5

Suitable for mating with panel or in-line housings. Easy grip coupling, coarse thread and anti-vibration lock assist rapid coupling and de-coupling. A backshell must be used to retain the polarising insert.

Mftrs. List No. Mxx10-yzz, where xx=Shell size, y=P-pin or S-socket, and zz=No. of ways

**Note:** Free plugs only mate with panel and in-line sockets.
Free sockets only mate with panel and in-line plugs.

209055

| No. of Ways | Shell Size | Order Code | Price Each 1+ | 10+ | 100+ |
|---|---|---|---|---|---|
| **Free Plugs** - Accepts Pin Contacts | | | | | |
| 4 | 11 | **241-179** | 35.42 | 30.01 | 25.49 |
| 9 | 17 | **241-180** | 45.49 | 38.61 | 31.64 |
| **Free Sockets** - Accepts Socket Contacts | | | | | |
| 4 | 11 | **241-222** | 25.94 | 21.96 | 18.65 |
| 9 | 17 | **241-234** | 44.23 | 37.46 | 31.75 |
| 24 | 23 | **241-258** | 40.83 | 34.57 | 29.34 |
| 37 | 23 | **241-260** | 34.96 | 29.66 | 25.71 |
| **Sealing Gaskets** | | | 10+ | 50+ | 100+ |
| | 11 | **593-357●** | 2.18 | 2.08 | 1.89 |
| | 17 | **593-370●** | 2.37 | 2.18 | 2.08 |
| | 23 | **593-382●** | 4.16 | 3.90 | 3.67 |

## Panel Housings

tyco / Electronics / TRIAD

Panel socket

Sealing gasket

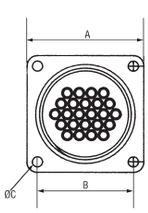


Panel length = 35.8
Socket length = 29.5
Flange thickness = 2.3

| Shell Size | A | B | C | Panel Cut-out Dia. |
|---|---|---|---|---|
| 11 | 28.7 | 21.3 | 3.3 | 20.7 |
| 17 | 36.6 | 28.7 | 3.8 | 32.13 |
| 23 | 44.5 | 36.6 | 3.8 | 38.6 |

Panel housings can be front or rear mounted. Maximum panel thickness=3.2mm for rear mounting. Supplied with an insert retainer which can be discarded and replaced with a backshell if required. Sealing gaskets must also be used to achieve **IP65** panel sealing.

Mftrs. List No. Housings: Mxx31-yzz, where xx = Shell size, y = P-pin or S-socket and zz = No. of ways.
Gaskets: Mxx8GSK, where xx = Shell size

209057



Prices are in Singapore Dollars and exclusive of GST.
Due to the volatile nature of certain products, prices are subject to change without notice.

| No. of Ways | Shell Size | Order Code | Price Each 1+ | 10+ | 100+ |
|---|---|---|---|---|---|
| **Panel Plugs** - Accepts Pin Contacts | | | | | |
| 9 | 17 | **256-729** | 29.28 | 24.65 | 20.96 |
| 24 | 23 | **256-742** | 29.87 | 25.58 | 21.83 |
| 37 | 23 | **256-754** | 31.28 | 26.77 | 22.92 |
| **Panel Sockets** - Accepts Socket Contacts | | | | | |
| 9 | 17 | **256-778** | 24.11 | 20.67 | 17.59 |
| 37 | 23 | **256-808**● | 32.85 | 28.08 | 24.09 |
| **Sealing Gaskets** | | | | | |
| | 11 | **240-862** | 1.04 | 0.81 | 0.72 |
| | 17 | **240-874** | 1.40 | 1.11 | 0.98 |
| | 23 | **240-886** | 1.66 | 1.40 | 1.14 |

## Backshells

tyco / Electronics / TRIAD

| Shell Size | Cable Dia. Range | Overall Length | Diameter Max. | Mftrs. List No. | Order Code |
|---|---|---|---|---|---|
| **Cable Clamp Backshells** | | | | | |
| 11 | 2.8-8.4 | 32.8 | 25.9 | M118SR-33 | 256-810 |
| 11 | 2.8-11.4 | 36.6 | 25.9 | M118SR-45 | 256-821 |
| 17 | 2.8-11.4 | 36.6 | 36.8 | M178SR-45 | 256-833 |
| 17 | 8.6-17.8 | 42.2 | 36.8 | M178SR-70 | 256-845 |
| 23 | 8.6-17.8 | 39.6 | 43.2 | M238SR-70 | 256-857 |

209058

| Shell Size | Cable Dia. Range | Order Code | Price Each 1+ | 10+ | 100+ |
|---|---|---|---|---|---|
| **Cable Clamp Backshells** | | | | | |
| 11 | 2.8-8.4 | **256-810** | 20.62 | 16.98 | 13.62 |
| 11 | 2.8-11.4 | **256-821** | 20.26 | 17.09 | 14.44 |
| 17 | 2.8-11.4 | **256-833** | 29.21 | 24.47 | 20.82 |
| 17 | 8.6-17.8 | **256-845** | 30.69 | 25.72 | 21.86 |
| 23 | 8.6-17.8 | **256-857** | 28.15 | 23.66 | 20.22 |

## 92 Series Threaded Coupling 19 Way 25A-IP67

CEEP

Free plug
L=91.5, D=57

Panel plug

Free socket
L=96.5, D=64.5

Panel socket

Panel cut-out=45 dia. fixing centres=41 x 41

Heavy duty 19 way industrial connectors suitable for lighting and sound industry, machine tools, automation, robotics, control panels, rail and automotive industry etc. Black nickel chrome plated diecast aluminium housings provide effective EMI/RFI protection and environmental protection to **IP67**. Manufactured to **CCTU 08.07** requirements, fully compatible with 'Socapex SL' series.

| | | | |
|---|---|---|---|
| Working voltage | 400Vac | Housing | Aluminium alloy, black nickel chrome plated |
| Test voltage | 1750Vac | | |
| Current rating | 25A | Insulator | Thermosetting resin, Opssamin MPH500 |
| Contact resistance | 5mΩ max | Contacts | Brass, gold over nickel plated |
| Temperature range | -30°C to +80°C | Terminations | Solder bucket |
| | | Max wire size | 5.1mm² |

209101

| | Mftrs. List No. | Order Code | Price Each 1+ | 10+ | 25+ | 50+ | + |
|---|---|---|---|---|---|---|---|
| Free plug | 9206-419ARPA2 | **439-320**● | 119.25 | 113.28 | 110.14 | 90.17 | – – |
| Free socket | 9201-419ARSA2 | **439-332**● | 97.17 | 92.32 | 90.14 | 73.57 | – – |
| Panel plug | 9209-419ARP2 | **439-344**● | 99.96 | 91.04 | 78.48 | 65.42 | – – |
| Panel socket | 9202-419ARS2 | **439-356**● | 69.84 | 63.65 | 54.89 | 45.68 | – – |

## 'R' Series 2.5 Circular Connectors

CONTACT

**'Clockwise'**




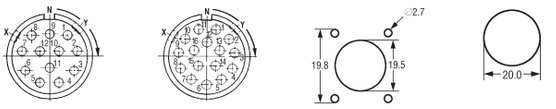


- A range of nickel plated circular connectors
- Solder bucket contacts
- Complete with EMC spring for full 360° RFI shielding
- Cable mount and cable coupler are fitted with PG cable gland
- Chassis mount version available as front assemblies or single through-hole assemblies complete with gasket
- Clockwise and numbering
- **IP65** rating

| | | | |
|---|---|---|---|
| Current rating: | 7.5A | Housing: | Copper alloy, Nickel plated |
| Rated voltage: | 9 and 12 Way 380Vac<br>16 Way 250Vac | Insulator: | Thermoplastic **UL94V-0** |
| | | Contacts: | Copper alloy, Silver plated |
| Withstand voltage: | 1.5kV | Wire/conductor dia: | 9 Way 6-10mm<br>12 and 16 Way 8-12mm |
| Insulation resistance: | ≤$10^8$MΩ | | |
| Contact resistance: | ≥3mΩ | Thread size: | 9 Way PG9<br>12 and 16 Way PG11 |
| Temperature range: | -40°C to +125°C | | |

209230

## Cable Mount

CONTACT

**'With EMC Spring'**

209231

| No. of Ways | Mftrs. List No. | Order Code | Price Each 1+ | 10+ | 50+ | 100+ | + |
|---|---|---|---|---|---|---|---|
| **Pin Contacts** | | | | | | | |
| 9 | 8736+00022020. | **630-550**‡ | 35.65 | 33.90 | 32.20 | 27.83 | – – |
| 9 | 8736+00022020 | **990-5731**● | 35.65 | 33.90 | 32.20 | 27.83 | – – |
| 12 | 8990+00022030. | **630-561**‡ | 38.46 | 36.53 | 34.73 | 30.05 | – – |
| 12 | 8990+00022030 | **990-5740**● | 38.46 | 36.53 | 34.73 | 30.05 | – – |
| 16 | 8883+00022030. | **630-573**‡ | 40.66 | 38.62 | 36.69 | 31.78 | – – |
| 16 | 8883+00022030 | **990-5758**● | 40.66 | 38.62 | 36.69 | 31.78 | – – |
| **Socket Contacts** | | | | | | | |
| 9 | 8771+00022020. | **630-524**‡ | 35.65 | 33.90 | 32.20 | 27.83 | – – |
| 9 | 8771+00022020 | **990-5707**● | 35.65 | 33.90 | 32.20 | 27.83 | – – |
| 12 | 8923+00022030. | **630-536**‡ | 38.46 | 36.53 | 34.73 | 30.05 | – – |
| 12 | 8923+00022030 | **990-5715**● | 38.46 | 36.53 | 34.73 | 30.05 | – – |
| 16 | 8722+00022030. | **630-548**‡ | 40.66 | 38.62 | 36.69 | 31.78 | – – |
| 16 | 8722+00022030 | **990-5723**● | 40.66 | 38.62 | 36.69 | 31.78 | – – |

## Chassis Mount

CONTACT

209234

| No. of Ways | Mftrs. List No. | Order Code | Price Each 1+ | 10+ | 50+ | 100+ | + |
|---|---|---|---|---|---|---|---|
| **Front Assembly with Gasket** | | | | | | | |
| **Pin Contacts** | | | | | | | |
| 9 | 8764+20101200. | **631-206**‡ | 34.99 | 33.26 | 31.59 | 27.35 | – – |
| 9 | 8764+20101200 | **990-5820**● | 34.99 | 33.26 | 31.59 | 27.35 | – – |
| 12 | 8702+50101200. | **631-218**‡ | 37.32 | 35.44 | 33.67 | 31.23 | – – |
| 12 | 8702+50101200 | **990-5839**● | 37.32 | 35.44 | 33.67 | 31.23 | – – |
| 16 | 8701+50101200. | **632-041**‡ | 39.53 | 37.56 | 35.70 | 30.88 | – – |
| 16 | 8701+50101200 | **990-5847**● | 39.53 | 37.56 | 35.70 | 30.88 | – – |
| **Socket Contacts** | | | | | | | |
| 9 | 8705+50101200. | **632-053**‡ | 34.99 | 33.26 | 31.59 | 27.35 | – – |
| 9 | 8705+50101200 | **990-5855**● | 34.99 | 33.26 | 31.59 | 27.35 | – – |
| 12 | 8703+50101200. | **632-156**‡ | 37.32 | 35.44 | 33.67 | 31.23 | – – |
| 12 | 8703+50101200 | **990-5863**● | 37.32 | 35.44 | 33.67 | 31.23 | – – |
| 16 | 8707+50101200. | **633-150**‡ | 37.07 | 35.81 | 35.06 | 32.75 | – – |
| 16 | 8707+50101200 | **990-5871**● | 37.07 | 35.81 | 35.06 | 32.75 | – – |
| **Jam Nut with Sealing Ring** | | | | | | | |
| **Pin Contacts** | | | | | | | |
| 9 | 9002+50106202. | **633-161**‡ | 34.61 | 32.87 | 31.23 | 27.06 | – – |
| 9 | 9002+50106202 | **990-5880**● | 34.61 | 32.87 | 31.23 | 27.06 | – – |
| 12 | 9159+50106202. | **633-598**‡ | 34.14 | 32.94 | 32.29 | 30.21 | – – |
| 12 | 9159+50106202 | **990-5898**● | 34.14 | 32.94 | 32.29 | 30.21 | – – |
| 16 | 8885+50106202. | **633-604**‡ | 39.53 | 37.56 | 35.70 | 30.88 | – – |
| 16 | 8885+50106202 | **990-5901**● | 39.53 | 37.56 | 35.70 | 30.88 | – – |



RoHS ● Compliant ▲ Non-compliant ‡ Limited stock - RoHS replacement available

| No. of Ways | Mftrs. List No. | Order Code | Price Each 1+ | 10+ | 50+ | 100+ | + |
|---|---|---|---|---|---|---|---|
| **Socket Contacts** | | | | | | | |
| 9 | 8728+50106202. | **633-616‡** | 34.61 | 32.87 | 31.23 | 27.06 | – – |
| 9 | 8728+50106202 | **990-5910●** | 34.61 | 32.87 | 31.23 | 27.06 | – – |
| 12 | 8727+50106202. | **633-665‡** | 37.32 | 35.44 | 33.67 | 29.15 | – – |
| 12 | 8727+50106202 | **990-5928●** | 37.32 | 35.44 | 33.67 | 29.15 | – – |
| 16 | 8945+50106202. | **633-677‡** | 39.53 | 37.56 | 35.70 | 30.88 | – – |
| 16 | 8945+50106202 | **990-5936●** | 39.53 | 37.56 | 35.70 | 30.88 | – – |

8

Connectors - Multipole

## Mini CPC Sealed, 4 and 9 Pole

tyco / Electronics / AMP

Ideal for industrial, Instrumentation and transportation applications where size, contact density and environmental exposure are primary concerns.

- Nylon housing offers good resistance to wide range of chemicals
- Easy grip 1/4 turn coupling with positive lock
- Anti vibration lock
- Front or rear jam nut mounting
- Fast coupling and uncoupling
- Sealed to **IP67**

Material Thermoplastic
Temp Range -55°C to 105°C
Current Rating 7A, with 18AWG wire
Working Voltage 600V
Mating Cycles 500 - gold plated contacts, 50 - tin plated contacts

335230.343458

| No. of Ways | Shell Size | Mftrs. List No. | Order Code | Price Each 1+ | 50+ | 100+ | 250+ |
|---|---|---|---|---|---|---|---|
| **Cable Plug** | | | | | | | |
| 4 | 8 | 1445390-3 | **488-9538●** | 5.00 | 4.50 | 4.26 | 4.02 |
| 9 | 11 | 1445807-3 | **488-9563●** | 5.25 | 4.74 | 4.47 | 4.20 |
| **Receptacle - Panel Mounting** | | | | | | | |
| 4 | 8 | 1445421-3 | **488-9514●** | 7.26 | 6.54 | 6.18 | 5.82 |
| 9 | 11 | 1445816-3 | **488-9540●** | 7.71 | 6.93 | 6.54 | 6.18 |
| **Free Receptacle** | | | | | | | |
| 4 | 8 | 1445389-3 | **488-9526●** | 5.40 | 4.86 | 4.59 | 4.32 |
| 9 | 11 | 1445825-3 | **488-9551●** | 5.64 | 5.07 | 4.80 | 4.50 |
| **Order Multiple = 10** | | | | | | | |
| Wire Size | | | | **20+** | **100+** | **500+** | **1K+** |
| AWG | mm² | | | | | | |
| **Pin Contacts - Gold Plated** | | | | | | | |
| 26 - 22 | 0.12 - 0.3 | 170363-3 | **488-9575●** | 0.66 | 0.60 | 0.57 | 0.54 |
| 22 - 18 | 0.3 - 0.8 | 170364-3 | **488-9599●** | 0.66 | 0.60 | 0.57 | 0.54 |
| **Pin Contacts - Tin Plated** | | | | | | | |
| 22 - 26 | 0.12 - 0.35 | 170363-1 | **133-760●** | 0.16 | 0.13 | 0.12 | 0.11 |
| 18 - 22 | 0.3 - 0.8 | 170364-1 | **133-772●** | 0.16 | 0.13 | 0.12 | 0.11 |
| **Socket Contacts - Gold Plated** | | | | | | | |
| 26 - 22 | 0.12 - 0.3 | 170365-3 | **488-9587●** | 0.66 | 0.60 | 0.57 | 0.54 |
| 22 - 18 | 0.3 - 0.8 | 170366-3 | **488-9605●** | 0.66 | 0.60 | 0.57 | 0.54 |
| **Socket Contacts - Tin Plated** | | | | | | | |
| 22 - 26 | 0.12 - 0.35 | 170365-1 | **133-784●** | 0.16 | 0.13 | 0.12 | 0.11 |
| 18 - 22 | 0.3 - 0.89 | 170366-1 | **133-796●** | 0.16 | 0.13 | 0.12 | 0.11 |
| **Order Multiple = 1** | | | | | | | |
| Shell Size | | | | **1+** | **50+** | **100+** | **250+** |
| **Cable Clamp** | | | | | | | |
| 8 | | 1445730-1 | **488-9617●** | 3.45 | 3.12 | 2.94 | 2.76 |
| 11 | | 1445856-1 | **488-9629●** | 3.45 | 3.12 | 2.94 | 2.76 |
| **Flange Seal** | | | | | | | |
| 8 | | 1445420-1 | **488-9630●** | 1.29 | 1.17 | 1.11 | 1.02 |
| 11 | | 1445420-2 | **488-9642●** | 1.29 | 1.17 | 1.11 | 1.02 |
| **Dust Cap** | | | | | | | |
| 8 | | 1604089-1 | **488-9654●** | 1.95 | 1.77 | 1.65 | 1.56 |
| 11 | | 1604089-2 | **488-9666●** | 2.28 | 2.04 | 1.95 | 1.83 |
| **Jam Nut** | | | | | | | |
| 8 | | 1604196-1 | **488-9678●** | 1.92 | 1.74 | 1.62 | 1.53 |
| 11 | | 1445904-1 | **488-9680●** | 1.65 | 1.50 | 1.41 | 1.32 |
| **Crimp Tool** | | | | | | | |
| 26 - 22 | | 91529-1 | **433-9873** | 957.48 | – – | – – | – – |
| **Crimp Tool Frame** | | | | | | | |
| 18 - 22 | | 354940-1 | **360-170** | 177.56 | – – | – – | – – |
| **Die Set** | | | | | | | |
| 18 - 22 | | 90759-2 | **421-3841** | 330.99 | – – | – – | – – |
| **Insertion Tool** | | | | | | | |
| | | 455830-1 | NEW **962-9645** | 29.48 | | | – – |
| **Extraction Tool** | | | | | | | |
| | | 189727-1 | **165-1092** | 63.86 | | | – – |

## Circular Plastic Connectors (CPC)

tyco / Electronics / AMP

- Lightweight all plastic construction
- Quick connect/disconnect capability with thread assist, positive detent coupling
- Built in pin and socket protection
- 5 key polarisation for correct mating of connector halves
- Applications include: Automotive, aircraft, instrumentation, computer and peripheral systems
- Three types of connector shells are available, Series 1 for standard density applications, Series 2 for high density and Series 3 for power density applications

Contact rating
Series 1 13A
Series 2 7.5A
Series 3 25A
Operating voltage 250Vac/dc
Insulation resistance 5000MΩ min
Temperature range -55°C to +105°C
Housing Glass filled nylon 6.6

209077

## Cable Plugs-Series 1

tyco / Electronics / AMP

Cable plug for Pin contacts — Cable plug for socket contacts

- Cable plugs accepting either pin or socket contacts
- Suitable for mating with panel or in line housing
- Easy grip coupling
- Course thread
- Anti vibration lock
- Fast coupling and uncoupling

219697

| No. of Ways | Shell Size | Mftrs. List No. | Order Code | Price Each 1+ | 50+ | 100+ | 250+ |
|---|---|---|---|---|---|---|---|
| **Cable Plug** - Accepts Pin Contacts | | | | | | | |
| 4 | 11 | 182651-1 | **589-550●** | 7.4300 | 5.9440 | 5.2010 | 5.0524 |
| 9 | 17 | 211768-1 | **439-1871●** | 8.8100 | 6.4400 | 6.0800 | 5.7200 |
| 14 | 17 | 182649-1 | **589-561●** | 8.0000 | 6.4000 | 5.6000 | 5.4400 |
| 24 | 23 | T2310-P24 | **240-590●** | 10.7600 | 9.6300 | 9.1400 | – – |
| 37 | 23 | 206305-1. | **589-573‡** | 6.5300 | 6.2700 | 6.0300 | 5.2400 |
| 37 | 23 | 206305-1 | **105-6395●** | 6.5300 | 6.2700 | 6.0300 | 5.2400 |
| **Cable Plug** - Accepts Socket Contacts | | | | | | | |
| 4 | 11 | 182647-1 | **589-585●** | 7.3200 | 5.8560 | 5.1240 | 4.9776 |
| 9 | 13 | 182645-1 | **589-597●** | 7.4300 | 5.9440 | 5.2010 | 5.0524 |
| 9 | 17 | 211766-1. | **439-1901‡** | 8.8100 | 6.4400 | 6.0800 | 5.7200 |
| 9 | 17 | 211766-1 | **105-6336●** | 8.7200 | 6.3800 | 6.0200 | 5.6600 |
| 14 | 17 | 183039-1 | **439-1925●** | 6.3400 | 4.8000 | 4.5000 | 4.2100 |
| 16 | 17 | 182642-1 | **589-603●** | 7.7900 | 6.2320 | 5.4530 | 5.2972 |
| 24 | 23 | 206837-1 | **589-615●** | 10.4800 | 8.3840 | 7.3360 | – – |
| 37 | 23 | 206150-1. | **589-627‡** | 9.2100 | 7.3680 | 6.4470 | 6.2628 |
| 37 | 23 | 206150-1 | **105-6397●** | 12.2300 | 11.1000 | 10.6300 | 8.6000 |

## Contacts-Series 1

tyco / Electronics / AMP

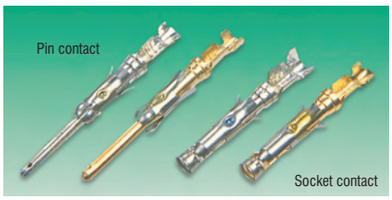


- Tin plated or gold plated crimp contacts suitable for use with the series 1 range of Amp (CPC) Connectors.

| Mftrs List No. | Order Code | Mftrs List No. | Order Code | Mftrs List No. | Order Code |
|---|---|---|---|---|---|
| 66103-2 | 592-912 | 1-66105-9 | 109-8751 | 66361-1 | 423-4182 |
| 1-66103-8 | 109-8747 | 66101-2 | 592-948 | 66105-4 | 592-973 |
| 66099-2 | 592-924 | 1-66101-9 | 109-8753 | 66101-4 | 592-985 |
| 1-66099-5 | 109-8749 | 66360-2 | 439-1962 | 66360-1 | 439-1949 |
| 66361-2 | 439-1950 | 1-66360-2 | 109-8642 | 91519-1 | 962-9416 |
| 1-66361-2 | 109-8641 | 66103-4 | 592-950 | 91515-1 | 962-9424 |
| 66105-2 | 592-936 | 66099-4 | 592-961 | 200893-2 | 962-9661 |

209326

| Wire Size | Order Code | Price Each 10+ | 100+ | 500+ |
|---|---|---|---|---|
| **Tin Plated Pins** | | | | |
| 24-20 AWG, 0.2-0.6mm² | **592-912▲‡** | 0.840 | 0.660 | 0.440 |
| 24-20 AWG, 0.2-0.6mm² | **109-8747●** | 0.904 | 0.604 | 0.517 |
| 18-16 AWG, 0.8-1.4mm² | **592-924▲‡** | 0.840 | 0.660 | 0.470 |
| 18-16 AWG, 0.8-1.4mm² | **109-8749●** | 1.210 | 0.810 | 0.690 |
| 1.5 - 2.5mm² | **439-1950▲‡** | 1.040 | 0.680 | 0.490 |
| 1.5 - 2.5mm² | **109-8641●** | 1.040 | 0.680 | 0.490 |
| **Tin Plated Sockets** | | | | |
| 24-20 AWG, 0.2-0.6mm² | **592-936▲‡** | 1.020 | 0.750 | 0.590 |
| 24-20 AWG, 0.2-0.6mm² | **109-8751●** | 0.770 | 0.510 | 0.440 |
| 18-16 AWG, 0.8-1.4mm² | **592-948▲‡** | 1.020 | 0.750 | 0.590 |
| 18-16 AWG, 0.8-1.4mm² | **109-8753●** | 0.770 | 0.510 | 0.440 |
| 1.5 - 2.5mm² | **439-1962▲‡** | 1.280 | 1.180 | 0.990 |
| 1.5 - 2.5mm² | **109-8642●** | 1.280 | 1.180 | 0.990 |



Prices are in Singapore Dollars and exclusive of GST.
Due to the volatile nature of certain products, prices are subject to change without notice.

| | | | Price Each | |
|---|---|---|---|---|
| **Gold Plated Pins** | | | | |
| 24-20 AWG, 0.2-0.6mm² | **592-950●** | 2.460 | 1.530 | 1.140 |
| 18-16 AWG, 0.8-1.4mm² | **592-961●** | – – | – – | – – |
| **Order Multiple=1** | | | **Price Per Pack** | |
| | | **1+** | **10+** | **50+** |
| 1.5 -2.5mm² (pack of 10) | **423-4182●** | 13.650 | 11.120 | 9.730 |
| **Order Multiple=10** | | | **Price Each** | |
| | | **10+** | **100+** | **500+** |
| **Gold Plated Sockets** | | | | |
| 24-20 AWG, 0.2-0.6mm² | **592-973●** | 2.610 | 1.740 | 1.260 |
| 18-16 AWG, 0.8-1.4mm² | **592-985●** | 2.040 | 1.620 | 1.230 |
| 1.5 - 2.5mm² | **439-1949●** | 2.670 | 1.710 | 1.280 |
| **Order Multiple=1** | | | **Price Each** | |
| Crimp Tool | | | **1+** | |
| 18-14 AWG, 0.8 - 2.1mm² | NEW **962-9416** | | 881.920 | |
| 30-22 AWG, 0.05 - 0.6mm² | NEW **962-9424** | | 881.920 | |
| Insertion Tool | NEW **962-9661** | | 67.240 | |

## Receptacles-Series 1

tyco / Electronics / AMP

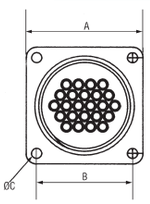


Fixed Receptacle Dimensions

- Receptacles accepting either plug or socket contacts
- Available for fixed (bulkhead) or free (in-line) connections

| Shell Size | A | B | C | Panel Cut-out Dia. |
|---|---|---|---|---|
| 11 | 28.6 | 21.4 | 3.2 | 21.3 |
| 13 | 32.5 | 24.6 | 3.2 | 24.9 |
| 17 | 36.5 | 28.6 | 3.8 | 30.7 |
| 23 | 44.5 | 36.5 | 3.8 | 40.9 |

209271

| No. of Ways | Shell Size | Mftrs. List No. | Order Code | Price Each 1+ | 50+ | 100+ | 250+ |
|---|---|---|---|---|---|---|---|
| **Free Receptacle** - Accepts Pin Contacts | | | | | | | |
| 4 | 11 | 206153-1.. | **589-639‡** | 8.7000 | 9.6900 | 6.0900 | 5.9160 |
| 4 | 11 | 206153-1 | **105-6398●** | 8.3000 | 7.5300 | 7.2100 | 5.8300 |
| 9 | 13 | 206705-2 | **589-640●** | 9.4300 | 7.5440 | 6.6010 | 6.4124 |
| 9 | 17 | T1720-P09 | **240-679●** | 7.1100 | 5.8700 | 4.7000 | – – |
| 14 | 17 | T1720-P14 | **240-680●** | 7.7900 | 6.4800 | 5.1900 | – – |
| 16 | 17 | 206036-3 | **589-652●** | 9.7700 | 7.8160 | 6.8390 | 6.6436 |
| 24 | 23 | 206838-2. | **589-664‡** | 11.6000 | 9.2800 | 8.1200 | 7.8880 |
| 24 | 23 | 206838-2 | **105-6399●** | 13.6800 | 12.4200 | 11.7800 | 9.6200 |
| 37 | 23 | 206151-2.. | **589-676‡** | 10.5600 | 8.4480 | 7.3920 | 7.1808 |
| 37 | 23 | 206151-2 | **105-6400●** | 6.9100 | 6.2700 | 6.0000 | 4.8600 |
| **Fixed Receptacle** - Accepts Pin Contacts | | | | | | | |
| 4 | 11 | 206061-1 | **589-688●** | 8.7000 | 6.9600 | 6.0900 | 5.9160 |
| 9 | 17 | 211767-1. | **439-1860‡** | 7.8300 | 5.9500 | 5.6600 | 5.3600 |
| 9 | 17 | 211767-1 | **105-6334●** | 7.7500 | 5.8900 | 5.6000 | 5.3100 |
| 14 | 17 | 183040-1 | **439-1913●** | 4.7000 | 3.5600 | 3.1900 | 2.8900 |
| 9 | 13 | 206705-1.. | **589-690‡** | 8.8700 | 7.0960 | 6.2090 | 6.0316 |
| 9 | 13 | 206705-1 | **105-6401●** | 9.5000 | 8.6300 | 8.2600 | 6.6800 |
| 16 | 17 | 206036-1. | **592-821‡** | 9.7700 | 7.8160 | 6.8390 | 6.6436 |
| 16 | 17 | 206036-1 | **105-6403●** | 8.5000 | 7.7200 | 7.3900 | 5.9700 |
| 24 | 23 | 206838-1 | **592-833●** | 11.8000 | 9.4400 | 8.2600 | – – |
| 37 | 23 | 206151-1.. | **592-845‡** | 10.5600 | 8.4480 | 7.3920 | 7.1808 |
| 37 | 23 | 206151-1 | **105-6404●** | 11.8700 | 10.7800 | 10.3200 | 8.3500 |
| **Free Receptacle** - Accepts Socket Contacts | | | | | | | |
| 4 | 11 | 206430-2 | **592-857●** | 8.9800 | 7.1840 | 6.2860 | 6.1064 |
| 9 | 17 | 211769-3 | **439-1895●** | 9.2000 | 7.0700 | 6.7400 | 6.3700 |
| 14 | 17 | 206043-3.. | **592-869‡** | 9.0100 | 7.2080 | 6.3070 | 6.1268 |
| 14 | 17 | 206043-3 | **105-6406●** | 5.1700 | 4.7000 | 4.5000 | 3.6400 |
| 24 | 23 | T2320-S24 | **240-746** | 10.8500 | 9.0500 | 7.2500 | – – |
| 37 | 23 | 206306-2.. | **592-870‡** | 10.0700 | 8.0560 | 7.0490 | 6.8476 |
| 37 | 23 | 206306-2 | **105-6407●** | 11.8700 | 10.7800 | 10.3200 | 8.3500 |
| **Fixed Receptacle** - Accepts Socket Contacts | | | | | | | |
| 4 | 11 | 206430-1 | **592-882●** | 8.9800 | 7.1840 | 6.2860 | 6.1064 |
| 9 | 17 | 211769-1 | **439-1883●** | 7.8300 | 5.9500 | 5.6600 | 5.3600 |
| 14 | 17 | 206043-1.. | **592-894‡** | 11.0200 | 8.8160 | 7.7140 | 7.4936 |
| 14 | 17 | 206043-1 | **105-6408●** | 8.8600 | 8.0400 | 7.0000 | 6.2300 |
| 24 | 23 | T2330-S24 | **240-849●** | 10.7200 | 8.9200 | 7.8500 | – – |
| 37 | 23 | 206306-1. | **592-900‡** | 11.4000 | 9.1200 | 7.9800 | 7.7520 |
| 37 | 23 | 206306-1 | **105-6409●** | 7.2700 | 6.6000 | 6.3200 | 5.1100 |

## CPC Sealed
**Series 1**

tyco / Electronics / AMP

- Pre-installed bonded peripheral seal
- Uses standard CPC1 contacts
- **IP65** rating with flange and seal

**Material and Finish**

| | |
|---|---|
| Housing | Thermoplastic, UL94V-0, Black |
| Seal | Elastomer, Grey |

229512

| No. of Ways | Type | Mftrs. List No. | Order Code | Price Each 1+ | 50+ | 100+ |
|---|---|---|---|---|---|---|
| **Flanged Receptacle** - Accepts Pin Contacts | | | | | | |
| 4 | 11-4 | 206061-2. | **319-5480‡** | 11.750 | 9.410 | 7.510 |
| 4 | 11-4 | 206061-2 | **105-6091●** | 11.750 | 9.410 | 7.510 |
| 16 | 17-16 | 206036-4. | **319-5508‡** | 10.870 | 8.790 | 8.280 |
| 16 | 17-16 | 206036-4 | **105-6092●** | 10.870 | 8.790 | 8.280 |
| 24 | 23-24 | 206838-3.. | **319-5510‡** | 15.920 | 12.740 | 10.180 |
| 24 | 23-24 | 206838-3 | **105-6093●** | 15.920 | 12.740 | 10.180 |
| 37 | 23-37 | 206151-3. | **319-5521‡** | 14.390 | 11.540 | 9.210 |
| 37 | 23-37 | 206151-3 | **105-6094●** | 14.390 | 11.540 | 9.210 |
| **Free Receptacle** - Accepts pin Contacts | | | | | | |
| 4 | 11-4 | 206153-2. | **319-5533‡** | 10.160 | 8.170 | 7.350 |
| 4 | 11-4 | 206153-2 | **105-6095●** | 10.160 | 8.170 | 7.350 |
| 9 | 13-9 | 206705-4. | **319-5545‡** | 10.510 | 8.460 | 8.040 |
| 9 | 13-9 | 206705-4 | **105-6097●** | 10.510 | 8.460 | 8.040 |
| 24 | 23-24 | 206838-4 | **319-5569** | 8.600 | – – | – – |
| **Free Plug** - Accepts Socket Contacts | | | | | | |
| 4 | 11-4 | 206060-1 | **369-2437●** | 7.960 | 6.360 | 5.860 |
| 9 | 13-9 | 206708-1 | **369-2449●** | 8.120 | 6.520 | 6.000 |
| 16 | 17-16 | 206037-1 | **369-2450●** | 8.470 | 6.810 | 6.140 |
| 24 | 23-24 | 206837-1 | **589-615●** | 10.480 | 8.384 | 7.336 |
| 37 | 23-37 | 206150-1 | **105-6397●** | 12.230 | 11.100 | 10.630 |
| **Flange Seal** | | | | | | |
| | | 81665-2. | **319-5879‡** | 2.190 | 1.740 | 1.410 |

## Tools-Series 1

tyco / Electronics / AMP

- Extraction and ratchet action crimp tool designed for use with the AMP (CPC) Series 1 range pin and socket contacts.

209026

| | Mftrs. List No. | Order Code | Price Each 1+ |
|---|---|---|---|
| Extraction Tool | 150807 | **592-997** | 28.07 |
| Crimp Tool | 91505-1 | **435-9215** | 909.00 |

## Cable Plugs-Series 2

tyco / Electronics / AMP

- High density cable plugs accepting either pin or socket contacts

8

Connectors - Multipole

● Compliant
▲ Non-compliant
‡ Limited stock - RoHS replacement available

RoHS

209329

| No. of Ways | Shell Size | Mftrs. List No. | Order Code | Price Each 1+ | 50+ | 100+ | 250+ |
|---|---|---|---|---|---|---|---|
| **Cable Plug** - Accepts Pin Contacts | | | | | | | |
| 8 | 11 | 206434-1.. | **593-011‡** | 24.30 | 19.50 | 15.30 | 13.26 |
| 8 | 11 | 206434-1 | **105-6410●** | 17.35 | 15.76 | 14.94 | 12.20 |
| 28 | 17 | 206039-1.. | **593-023‡** | 24.62 | 19.62 | 15.36 | 13.35 |
| 28 | 17 | 206039-1 | **105-6411●** | 22.04 | 20.01 | 18.98 | 15.50 |
| 57 | 23 | 206437-1. | **593-035‡** | 28.92 | 23.19 | 18.15 | 15.75 |
| 57 | 23 | 206437-1 | **105-6412●** | 12.39 | 11.25 | 10.77 | 8.71 |
| **Cable Plug** - Accepts Socket Contacts | | | | | | | |
| 8 | 11 | 205838-1 | **593-047●** | 22.53 | 18.06 | 14.40 | 13.26 |
| 9 | 11 | 206485-1 | **593-059●** | 26.80 | 21.51 | 17.13 | 15.78 |
| 28 | 17 | 205839-3.. | **593-060‡** | 23.99 | 19.26 | 15.36 | 14.16 |
| 28 | 17 | 205839-3 | **105-6413●** | 12.39 | 11.25 | 10.77 | 8.71 |

## Contacts-Series 2

tyco / Electronics / AMP




- Solder and crimp contacts suitable for use with the Series 2 range of Amp (CPC) connectors.

Mftrs. List No. 66570-3 = 593-187, 66569-3 = 593-199, 66507-9 = 593-205, 66506-9 = 593-217, 66505-9 = 593-229, 66504-9 = 593-230, 1-66506-0 = 593-242, 1-66504-0 = 593-254

209125

| Wire Size | Order Code | Price Each 10+ | 100+ | 500+ |
|---|---|---|---|---|
| **Solder Pins** | | | | |
| 0.08-0.09mm² | **593-187●** | 1.04 | 0.66 | 0.53 |
| **Solder Sockets** | | | | |
| 0.08-0.09mm² | **593-199●** | 0.97 | 0.59 | 0.44 |
| **Crimp-Gold Plated Pins** | | | | |
| 28-24 AWG, 0.08-0.2mm² | **593-205●** | 0.47 | 0.38 | 0.34 |
| 24-20 AWG, 0.2-0.52mm² | **593-217●** | 0.47 | 0.38 | 0.34 |
| **Crimp-Gold Plated Sockets** | | | | |
| 28-24 AWG, 0.08-0.2m² | **593-229●** | 0.59 | 0.53 | 0.34 |
| 24-20 AWG, 0.2-0.52m² | **593-230●** | 0.38 | 0.34 | 0.31 |
| **Crimp-Gold Flashed Pins** | | | | |
| 24-20 AWG, 0.2-0.52mm² | **593-242●** | 0.41 | 0.34 | 0.28 |
| **Crimp-Gold Flashed Sockets** | | | | |
| 24-20 AWG, 0.2-0.52m² | **593-254●** | 0.41 | 0.34 | 0.28 |

## Receptacles - Series 2

tyco / Electronics / AMP

Fixed Receptacle Dimensions

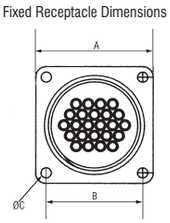


- High density receptacles accepting either plug or socket contacts
- Available for fixed (bulkhead) or free (In-line) connections

| Shell Size | A | B | C | Panel Cut-out Dia. | Shell Size | A | B | C | Panel Cut-out Dia. |
|---|---|---|---|---|---|---|---|---|---|
| 11 | 28.6 | 21.4 | 3.2 | 21.5 | 23 | 44.5 | 36.5 | 3.8 | 40.9 |
| 17 | 36.5 | 28.6 | 3.8 | 29.4 | | | | | |

227273

| No. of Ways | Shell Size | Mftrs. List No. | Order Code | Price Each 1+ | 10+ | 25+ | 50+ |
|---|---|---|---|---|---|---|---|
| **Free Receptacle** - Accepts Pin Contacts | | | | | | | |
| 9 | 11 | 206486-2 | **593-072●** | 18.03 | 14.37 | 11.55 | 10.62 |
| 28 | 17 | 206152-1. | **593-084‡** | 19.31 | 15.39 | 12.33 | 11.28 |
| 28 | 17 | 206152-1 | **105-6415●** | 18.65 | 16.93 | 16.06 | 13.11 |
| **Fixed Receptacle** - Accepts Pin Contacts | | | | | | | |
| 8 | 11 | 205841-1 | **593-096●** | 18.03 | 14.37 | 11.55 | 10.62 |
| 9 | 11 | 206486-1 | **593-102●** | 17.16 | 13.86 | 11.01 | 10.17 |
| 28 | 17 | 205840-3. | **593-114‡** | 19.31 | 15.39 | 12.33 | 11.28 |
| 28 | 17 | 205840-3 | **105-6416●** | 18.65 | 16.93 | 16.06 | 13.11 |
| **Free Receptacle** - Accepts Socket Contacts | | | | | | | |
| 8 | 11 | 206433-2.. | **593-126‡** | 19.47 | 15.54 | 12.24 | 10.62 |
| 8 | 11 | 206433-2 | **105-6417●** | 17.26 | 15.67 | 14.86 | 12.14 |
| 28 | 17 | 206038-2.. | **593-138‡** | 20.87 | 16.59 | 13.08 | 11.28 |
| 28 | 17 | 206038-2 | **105-6418●** | 18.65 | 16.93 | 16.06 | 13.11 |
| 57 | 23 | 206438-2. | **593-140‡** | 38.78 | 31.02 | 24.33 | 21.12 |
| 57 | 23 | 206438-2 | **105-6419●** | 36.24 | 32.01 | 30.63 | 25.48 |
| **Fixed Receptacle** - Accepts Socket Contacts | | | | | | | |
| 8 | 11 | 206433-1 | **593-151●** | 19.47 | 15.90 | 12.24 | 10.62 |
| 28 | 17 | 206038-1.. | **593-163‡** | 19.81 | 15.84 | 12.45 | 11.07 |
| 28 | 17 | 206038-1 | **105-6420●** | 17.52 | 15.91 | 15.09 | 12.32 |
| 57 | 23 | 206438-1 | **105-6421●** | 22.15 | 20.11 | 19.07 | 15.57 |
| 57 | 23 | 206438-1 | **105-6421●** | 22.15 | 20.11 | 19.07 | 15.57 |

## Tools-Series 2

tyco / Electronics / AMP




- Extraction and ratchet action crimp tool designed for use with the AMP (CPC) Series 2 range pin and socket contacts

Note: Pro-Crimper tool is also suitable for AMP (CPC) Series 2 contacts

209364

| | Mftrs. List No. | Order Code | Price Each 1+ | 5+ | 10+ |
|---|---|---|---|---|---|
| Extraction Tool | 91067-2 | **593-266** | 16.29 | 15.87 | 15.03 |
| Crimp Tool | 655044-1 | **593-278** | 663.71 | – – | – – |

## Accessories-Series 1, 2 and 3

tyco / Electronics / AMP

Cable Clamp Sealing Cap Peripheral Seal

- A range of cable clamps, caps and seals for use with series 1, 2 and 3 connectors.
- Suitable for dusty or moisture prone environments
- Protection rating **IP65**

| Shell Size | Mftrs. List No. | Order Code | Price Each 1+ | 50+ | 100+ | 250+ |
|---|---|---|---|---|---|---|
| **Order Multiple=1** | | | | | | |
| **Cable Clamps - Standard Size** | | | | | | |
| 11 | 182658-1 | **593-280●** | 6.32 | 6.00 | 5.17 | 4.97 |
| 11 | 1-206062-6 | **120-5937●** | 5.11 | 4.62 | 4.28 | 3.69 |
| 13 | 182663-1 | **121-4155●** | 10.12 | 7.78 | 6.34 | – – |
| 13 | 207008-5 | **105-5993●** | 4.67 | 4.23 | 3.92 | 3.37 |
| 13 | 206966-1 | **134-4146** | 9.94 | 8.99 | 8.34 | 7.17 |
| 17 | 182655-1 | **593-308●** | 6.97 | 6.62 | 5.95 | 5.49 |
| 17 | 206070-1 | **134-4158** | 13.85 | 11.08 | 9.30 | 8.61 |
| 23 | 182652-1 | **593-310●** | 7.24 | 6.88 | 5.95 | 5.66 |
| 23 | 206138-8 | **120-5938●** | 15.00 | 12.66 | 10.91 | – – |
| **Cable Clamps - Large Size** | | | | | | |
| 11 | 206358-1 | **135-1620▲‡** | 12.88 | 10.30 | 8.68 | 8.00 |
| 11 | 206358-5 | **109-8399●** | 10.50 | 9.50 | 8.81 | 7.58 |
| 13 | 207008-1. | **135-1631‡** | 7.33 | 5.85 | 4.91 | 4.55 |
| 17 | 206322-9 | **120-5939●** | 17.31 | 13.99 | 11.89 | – – |
| 23 | 206512-1. | **135-1655‡** | 10.01 | 8.10 | 6.76 | – – |
| 23 | 206512-5 | **105-5996●** | 10.01 | 8.10 | 6.76 | – – |
| 23 | 207774-1 | **174-8889▲‡** | 18.99 | 15.21 | 12.74 | 11.80 |
| **Sealing Caps** (receptacles only) | | | | | | |
| 11 | 208800-1.. | **319-5934‡** | 12.03 | 11.64 | 9.56 | 8.71 |
| 17 | 208652-1 | **593-333●** | 23.93 | 18.98 | 14.98 | 13.46 |
| 23 | 208680-2 | **105-6108●** | 29.73 | 22.22 | 18.44 | 15.26 |
| **Order Multiple=10** | | | | | | |
| **Peripheral Seals** (receptacles only) | | | | | | |
| 11 | 206403-1 | **593-357●** | 2.18 | 2.08 | 1.89 | 1.72 |
| 13 | 206403-4 | **593-369●** | 2.24 | 2.11 | 1.82 | 1.66 |
| 17 | 206403-2 | **593-370●** | 2.37 | 2.18 | 2.08 | 1.85 |
| 23 | 206403-3 | **593-382●** | 4.16 | 3.90 | 3.67 | 3.35 |

209126



Prices are in Singapore Dollars and exclusive of GST.
Due to the volatile nature of certain products,
prices are subject to change without notice.

| Shell Size | Mftrs. List No. | Order Code | Price Each 1+ | 25+ | 50+ |
|---|---|---|---|---|---|
| **Caps to fit Panel and In-Line Housings** | | | | | |
| 11 | 208800-1 | **319-5934‡** | 12.03 | 11.64 | 9.56 |
| 17 | 208652-1 | **593-333●** | 23.93 | 18.98 | 14.98 |
| 23 | 208680-2 | **105-6108●** | 29.73 | 22.22 | 18.44 |
| **Sealing Caps - Cable plugs** | | | | | |
| 17 | 183041-1 | **439-1937** | 7.16 | 5.37 | 5.01 |
| 23 | T238DCP | **470-168●** | 19.37 | 16.00 | 12.77 |

## Cable Plugs - Series 3

tyco / Electronics / AMP



Cable plug for pin contacts — Cable plug for socket contacts

- Power density cable plugs accepting pin or socket contacts

209235

| No. of Ways | Shell Size | Mftrs. List No. | Order Code | Price Each 1+ | 100+ | 250+ | 500+ |
|---|---|---|---|---|---|---|---|
| **Cable Plug** - Accepts Pin Contacts | | | | | | | |
| 3 | 17 | 206426-1. | **135-3860‡** | 9.45 | 8.94 | 8.61 | 8.06 |
| 3 | 17 | 206426-1 | **105-6010●** | 14.37 | 12.76 | 10.84 | 8.97 |
| 7 | 23 | 206226-1. | **135-3925‡** | 11.17 | 10.71 | 10.26 | 9.36 |
| 7 | 23 | 206226-1 | **105-6017●** | 13.62 | 12.09 | 10.37 | 8.50 |
| **Cable Plug** - Accepts Socket Contacts | | | | | | | |
| 3 | 17 | 206037-2. | **135-3834‡** | 9.48 | 9.00 | 8.67 | 7.86 |
| 3 | 17 | 206037-2 | **105-6002●** | 10.98 | 9.75 | 8.36 | 6.86 |
| 7 | 23 | 206136-1. | **135-3895‡** | 11.08 | 10.65 | 10.05 | 9.18 |
| 7 | 23 | 206136-1 | **105-6015●** | 8.20 | 7.28 | 6.25 | 5.12 |

## Contacts - Series 3

tyco / Electronics / AMP



135-3937 — 183-1136

- Gold plated crimp contacts for use with the Series 3 range of AMP (CPC) connectors

Mftrs. List No. 66261-2 = 135-3937, 66740-6 = 183-1136, 66259-2 = 135-3949, 66741-6 = 145-8899

209237

| | Order Code | Price Each 4+ | 48+ | 100+ |
|---|---|---|---|---|
| **Gold Plated Pins** | | | | |
| 16-12 AWG, 1.3-3.4mm² | **135-3937●** | 6.15 | 5.52 | 4.89 |
| 10-8 AWG, 4.5-8.3mm² | **135-3949●** | 6.15 | 5.52 | 4.89 |
| **Gold Plated Sockets** | | | | |
| 16-12 AWG, 1.3-3.4mm² | **183-1136●** | 6.30 | 5.70 | 5.04 |
| 10-8 AWG, 4.5-8.3mm² | **145-8899●** | 6.30 | 5.70 | 5.04 |

## Receptacles - Series 3

tyco / Electronics / AMP

Free Receptacles — Square flange receptacles

Fixed Receptacle Dimensions

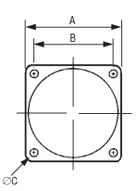


- Receptacles accepting either plug or socket contacts
- Available for fixed (bulkhead) or free (in-line) connections

| Shell Size | A | B | C | Panel Cut-out Dia. |
|---|---|---|---|---|
| 17 | 36.5 | 28.6 | 3.8 | 29.4 |
| 23 | 44.5 | 36.5 | 3.8 | 40.9 |

209236

| No. of Ways | Shell Size | Mftrs. List No. | Order Code | Price Each 1+ | 100+ | 250+ | 500+ |
|---|---|---|---|---|---|---|---|
| **Free Receptacle** - Accepts Pin Contacts | | | | | | | |
| 3 | 17 | 206207-1. | **135-3822‡** | 7.83 | 7.44 | 7.20 | 6.48 |
| 3 | 17 | 206207-1 | **105-5998●** | 7.59 | 6.74 | 5.78 | 4.74 |
| 7 | 23 | 206137-2. | **135-3883‡** | 9.52 | 9.18 | 8.43 | 8.07 |
| 7 | 23 | 206137-2 | **105-6014●** | 10.32 | 10.08 | 9.39 | 9.00 |
| **Fixed Receptacle** - Accepts Pin Contacts | | | | | | | |
| 3 | 17 | 206036-2 | **135-3810●** | 7.29 | 7.05 | 6.75 | 6.33 |
| 7 | 23 | 206137-1. | **135-3871‡** | 8.83 | 8.49 | 7.98 | 7.74 |
| 7 | 23 | 206137-1 | **105-6012●** | 7.50 | 6.66 | 5.71 | 4.68 |
| **Free Receptacle** - Accepts Socket Contacts | | | | | | | |
| 3 | 17 | 206425-2. | **135-3858‡** | 7.83 | 7.44 | 7.20 | 6.48 |
| 3 | 17 | 206425-2 | **105-6008●** | 9.02 | 8.00 | 6.86 | 5.63 |
| **Fixed Receptacle** - Accepts Socket Contacts | | | | | | | |
| 3 | 17 | 206425-1. | **135-3846‡** | 7.29 | 7.05 | 6.75 | 6.30 |
| 3 | 17 | 206425-1 | **105-6006●** | 11.21 | 9.95 | 8.53 | 7.00 |
| 7 | 23 | 206227-1. | **135-3901‡** | 8.83 | 8.49 | 7.98 | 7.26 |
| 7 | 23 | 206227-1 | **105-6016●** | 9.39 | 8.34 | 7.15 | 5.86 |

## Tools - Series 3

tyco / Electronics / AMP

- Extraction on and ratchet crimp tool for use with AMP (CPC)
- Series 3 range of pin and socket contacts

209239

| | Mftrs. List No. | Order Code | Price Each 1+ |
|---|---|---|---|
| Crimp Tool (16-12AWG) | 90382-2 | **135-3974** | 1,645.97 |
| Crimp Tool (10-8AWG) | 90384-1 | **135-3986** | 1,866.91 |
| Economy Extraction Tool | 91124-1 | **135-3950** | 53.10 |
| Extraction Tool | 91019-3 | **135-3962** | 194.49 |

## CPC-Sealed

tyco / Electronics / AMP

**Series 5 - Power Contacts**

- Use CPC Power Band contacts
- Glass Filled Nylon - **UL94V-0** rated

231499

| No. of Ways | Type | Mftrs. List No. | Order Code | Price Each 1+ | 50+ | 100+ |
|---|---|---|---|---|---|---|
| **Reverse Sex Connectors** | | | | | | |
| **Receptacle Square Flange** | | | | | | |
| 3 | 17-3 | 213889-2. | **319-5582‡** | 15.18 | 12.18 | 9.72 |
| 3 | 17-3 | 213889-2 | **105-6099●** | 16.24 | 13.03 | 10.40 |
| **Receptacle Free Hanging** | | | | | | |
| 3 | 17-3 | 213890-2. | **319-5594‡** | 14.04 | 11.22 | 9.00 |
| 3 | 17-3 | 213890-2 | **105-6100●** | 15.02 | 12.01 | 9.63 |
| **Plug Free Hanging** | | | | | | |
| 3 | 17-3 | 213905-1 | **319-5600●** | 15.12 | 12.12 | 9.66 |
| **Cable Clamp Kit** | | | | | | |
| Std. Max Cab Dia 11.51mm | | 213902-1 | **319-5624▲‡** | 12.18 | 9.72 | 7.80 |
| Std. Max Cab Dia 11.51mm | | 213902-3 | **109-8495●** | 13.03 | 10.40 | 8.35 |
| Lge. Max Cab Dia 17.86mm | | 213904-1 | **319-5636▲‡** | 12.18 | 9.72 | 7.80 |
| Lge. Max Cab Dia 17.86mm | | 213904-3 | **109-8496●** | 13.03 | 10.40 | 8.35 |
| **Replacement Coupling Ring** | | | | | | |
| | | 213810-1 | **319-5648●** | 1.02 | 0.81 | 0.66 |
| **Flange Seal** | | | | | | |
| | | 81665-2. | **319-5879‡** | 2.19 | 1.74 | 1.41 |



RoHS ● Compliant ▲ Non-compliant ‡ Limited stock - RoHS replacement available

## CPC Sealed

**Series 6 - Power and Signal**

tyco / Electronics / AMP

- Uses x8 Standard CPC 1 contacts and x2 CPC Powerband contacts
- Wire entry seal kits require suitable cable clamp
- **IP67** rated
- Glass Filled Nylon - **UL94V-0** rated

230660

| No. of Ways | Type | Mftrs. List No. | Order Code | Price Each 1+ | 50+ | 100+ |
|---|---|---|---|---|---|---|
| **Reverse Sex Connectors** | | | | | | |
| **Receptacle Square Flange** | | | | | | |
| 10 | 17-10 | 213893-2. | **319-5650‡** | 15.13 | 12.12 | 9.66 |
| 10 | 17-10 | 213893-2 | **105-6101●** | 16.19 | 12.97 | 10.34 |
| **Plug Free Hanging** | | | | | | |
| 10 | 17-10 | 213906-1. | **319-5673‡** | 17.94 | 14.34 | 11.49 |
| 10 | 17-10 | 213906-1 | **105-6102●** | 19.20 | 15.34 | 12.29 |
| **Wire Entry Seal Kits ( fits receptacle and plug )** | | | | | | |
| | | 213900-1. | **319-5685‡** | 5.24 | 4.17 | 3.36 |
| | | 213900-1 | **105-6103●** | 4.90 | 4.55 | 3.97 |
| **Replacement Coupling Ring** | | | | | | |
| | | 213810-1 | **319-5648●** | 1.02 | 0.81 | 0.66 |
| **Flange Seal** | | | | | | |
| | | 81665-2. | **319-5879‡** | 2.19 | 1.74 | 1.41 |
| | | 81665-2 | **105-6105●** | 2.03 | 1.88 | 1.65 |
| **Cable Clamp Kit** | | | | | | |
| Std. Max Cab Dia 11.51mm | | 213904-1 | **319-5636▲‡** | 12.18 | 9.72 | 7.80 |
| Lge Max Cab Dia 17.86mm | | 213902-1 | **319-5624▲‡** | 12.18 | 9.72 | 7.80 |

## CPC Powerband Contacts

**Series 5 and 6**

tyco / Electronics / AMP

- Precision formed high current contact
- Test current 45 amps max

231708

| Pin | Finish | List No. | Order Code | Price Each 1+ | 50+ | 100+ |
|---|---|---|---|---|---|---|
| 12/14AWG | Gold | 213845-4 | **319-5697●** | 3.06 | 2.43 | 1.98 |
| 12/14AWG | Silver | 213845-3 | **319-5703●** | 2.55 | 2.07 | 1.62 |
| 8/10AWG | Gold | 213841-4 | **319-5715●** | 3.06 | 2.43 | 1.98 |
| 8/10AWG | Silver | 213841-3 | **319-5727●** | 2.55 | 2.07 | 1.62 |
| **Socket** | | | | | | |
| 12/14AWG | Gold | 213847-4 | **319-5739●** | 4.80 | 3.84 | 3.09 |
| 12/14AWG | Silver | 213847-3 | **319-5740●** | 3.54 | 2.82 | 2.25 |
| 8/10AWG | Gold | 213843-4 | **319-5752●** | 4.80 | 3.84 | 3.09 |
| 8/10AWG | Silver | 213843-3 | **319-5764●** | 3.53 | 2.82 | 2.25 |
| **Tooling** | | | | | | |
| Extraction Tool | | 318813-1 | NEW **962-9653** | 271.56 | | |

## CPC Metal-Shell

**Series 1 - Std Density**

tyco / Electronics / AMP

- Uses standard CPC1 contacts
- Available in standard and reverse configurations

| | | | |
|---|---|---|---|
| Material | Thermoplastic UL94V-0 | Current Rating | 13A |
| Finish | Zinc Alloy Nickel plated | Working Voltage | 250V |
| Temp Range | -50°C to 125°C | | |
| -50°C125°C | | | |

231526

| No. of Ways | Shell Size | Mftrs. List No. | Order Code | Price Each 1+ | 25+ | 50+ |
|---|---|---|---|---|---|---|
| **Chassis Plug - Pin Contacts** | | | | | | |
| 5 | 14 | 208719-1.. | **319-5168‡** | 18.10 | 16.29 | 15.48 |
| 5 | 14 | 208719-1 | **105-6070●** | 22.75 | 20.16 | 17.13 |
| 7 | 14 | 208715-1.. | **319-5170‡** | 18.28 | 16.44 | 15.63 |
| 7 | 14 | 208715-1 | **105-6071●** | 22.95 | 20.35 | 17.29 |
| 16 | 22 | 208489-1.. | **319-5181‡** | 23.49 | 21.15 | 20.10 |
| 16 | 22 | 208489-1 | **105-6072●** | 34.02 | 29.33 | 25.15 |
| 24 | 28 | 208459-1.. | **319-5193‡** | 28.55 | 25.71 | 24.39 |
| 24 | 28 | 208459-1 | **105-6073●** | 35.93 | 30.98 | 26.56 |
| 37 | 28 | 208471-1.. | **319-5200‡** | 28.77 | 25.89 | 24.60 |
| 37 | 28 | 208471-1 | **105-6075●** | 36.16 | 31.17 | 26.73 |
| **Cable Socket - Socket Contacts** | | | | | | |
| 5 | 14 | 208718-1.. | **319-5211‡** | 20.16 | 18.12 | 17.22 |
| 5 | 14 | 208718-1 | **105-6076●** | 25.32 | 21.83 | 19.08 |
| 7 | 14 | 208714-1.. | **319-5223‡** | 20.47 | 18.42 | 17.49 |
| 7 | 14 | 208714-1 | **105-6077●** | 25.74 | 22.19 | 19.39 |
| 16 | 22 | 208488-1.. | **319-5235‡** | 26.64 | 23.97 | 22.77 |
| 16 | 22 | 208488-1 | **105-6078●** | 47.20 | 40.69 | 34.89 |
| 24 | 28 | 208457-1.. | **319-5247‡** | 32.51 | 29.28 | 27.81 |
| 24 | 28 | 208457-1 | **105-6079●** | 40.85 | 35.22 | 30.20 |
| 37 | 28 | 208470-1.. | **319-5259‡** | 31.50 | 28.35 | 26.94 |
| 37 | 28 | 208470-1 | **105-6080●** | 50.99 | 43.96 | 37.69 |
| **Reverse Sex Connectors** | | | | | | |
| **Chassis Socket - Socket Contacts** | | | | | | |
| 5 | 14 | 208721-1 | **319-5260●** | 17.60 | 15.84 | 15.03 |
| 7 | 14 | 208717-1.. | **319-5272‡** | 18.03 | 16.23 | 15.42 |
| 7 | 14 | 208717-1 | **105-6081●** | 22.68 | 20.10 | 17.08 |
| 14 | 22 | 208487-1.. | **319-5284‡** | 26.27 | 23.64 | 22.47 |
| 14 | 22 | 208487-1 | **105-6082●** | 33.01 | 28.46 | 24.40 |
| 37 | 28 | 208473-1.. | **319-5296‡** | 26.52 | 23.88 | 22.68 |
| 37 | 28 | 208473-1 | **105-6083●** | 33.37 | 28.77 | 24.67 |
| **Cable Plug - Pin Contacts** | | | | | | |
| 5 | 14 | 208720-1 | **319-5302●** | 20.53 | 18.48 | 17.58 |
| 7 | 14 | 208716-1.. | **319-5314‡** | 20.65 | 18.60 | 17.67 |
| 7 | 14 | 208716-1 | **105-6084●** | 25.94 | 22.37 | 19.54 |
| 14 | 22 | 208486-1.. | **319-5326‡** | 34.74 | 31.23 | 29.70 |
| 14 | 22 | 208486-1 | **105-6085●** | 47.77 | 41.19 | 35.31 |
| 37 | 28 | 208472-1.. | **319-5338‡** | 39.06 | 35.16 | 33.39 |
| 37 | 28 | 208472-1 | **105-6087●** | 49.13 | 42.36 | 36.32 |
| **Order Multiple = 1** | | | | | | |

| | | | 1+ |
|---|---|---|---|
| **Crimp Tool** | | | |
| 18-14 AWG, 0.8-2.1mm² | 91519-1 | NEW **962-9416** | 881.92 |
| 30-22 AWG, 0.05-0.6mm² | 91515-1 | NEW **962-9424** | 881.92 |
| **Insertion Tool** | | | |
| For all contact | 200893-2 | NEW **962-9661** | 67.24 |

## CPC Metal-Shell

**Series 1 and 2 Accessories**

tyco / Electronics / AMP

- For CPC Series 1 and 2 metal connectors
- Cable clamps for cable mounted plugs and sockets
- Dust cap for chassis mounted plugs and sockets

231496

| Shell Size | Cable Dia | Mftrs. List No. | Order Code | Price Each 1+ | 100+ | 250+ |
|---|---|---|---|---|---|---|
| **Cable Clamps** | | | | | | |
| 14 | 7.92-14.27mm | 208945-5 | **319-5429●** | 23.03 | 20.50 | 19.46 |
| 22 | 12.70-19.05mm | 208945-7.. | **319-5430‡** | 25.31 | 22.55 | 21.41 |
| 22 | 12.70-19.05mm | 208945-7 | **105-6088●** | 25.31 | 22.55 | 21.41 |
| 28 | 15.88-23.83mm | 208945-8.. | **319-5442‡** | 26.61 | 23.72 | 22.52 |
| 28 | 15.88-23.83mm | 208945-8 | **105-6089●** | 26.61 | 23.72 | 22.52 |
| **Receptacle Cap** | | | | | | |
| 14 | | 213823-2. | **319-5454‡** | 22.45 | 20.01 | 19.01 |
| 14 | | 213823-2 | **105-6090●** | 22.45 | 20.01 | 19.01 |

## CPC Sealing Accessories

tyco / Electronics / AMP

- Sealing caps for receptacles only. Protects exposed contacts of unmated receptacles
- Cable entry seals - Heat shrinkable sealing boots for use with plugs and receptacles
- Jacketed cable seals require large cable clamp
- Rubber boot - Used with jacketed cable to provide splashproof connections

Mftrs. List No.

| | | | |
|---|---|---|---|
| 206903-1=319-5880 | 208800-1..=319-5934 | 208680-2=105-6108 | 207052-2=319-6033 |
| 211870-1=319-5892 | 208800-1=105-6107 | 54011-1..=319-6008 | 206304-1..=319-6057 |
| 207445-1..=319-5909 | 208680-2=105-6108 | 54011-1=105-6109 | 206304-1=105-6110 |
| 207445-1=105-6106 | | | |

231498



Prices are in Singapore Dollars and exclusive of GST.
Due to the volatile nature of certain products,
prices are subject to change without notice.

| Sealing Caps / Plastic Straps | Size | Order Code | Price Each 1+ | 25+ | 50+ | 100+ |
|---|---|---|---|---|---|---|
| Series1,2,3 | 17 | **319-5909‡** | 8.98 | 8.67 | 8.46 | – – |
| Series 2 | 17 | **105-6106●** | 8.98 | 8.67 | 8.46 | – – |
| **Metal Bead Chain** | | | | | | |
| Series 1,2 | 11 | **319-5934‡** | 12.03 | 11.64 | 9.56 | 8.71 |
| Series 1,2 | 11 | **105-6107●** | 15.81 | 12.15 | 9.90 | 8.12 |
| Series 2 | 23 | **319-5971‡** | 13.52 | 13.07 | 12.42 | 10.67 |
| Series 2 | 23 | **105-6108●** | 29.73 | 22.22 | 18.44 | 15.26 |
| **Cable Entry Seals** | | | | | | |
| | 17 | **319-6008‡** | 23.35 | 22.55 | 22.05 | – – |
| | 17 | **105-6109●** | 23.35 | 22.55 | 22.05 | – – |
| **Jacketed Cable Seals** | | | | | | |
| **Range** | | | | | | |
| 11.43-15.24mm | 23 | **319-6033** | 30.20 | 29.18 | 28.63 | – – |
| Rubber Boot | 11 | **319-6057‡** | 15.17 | 14.70 | 14.56 | – – |
| Rubber Boot | 11 | **105-6110●** | 15.17 | 14.70 | 14.56 | – – |

## Circular Multipole - MIL-C-26482

### MIL-C-26482 Series - Olive

CONTACT

**Miniature Bayonet Lock Connectors**

The CPT series of miniature bayonet lock connectors are designed to conform to the materials and performance requirements of MIL-C 26482 series 1 specifications.
Interchangeability and reliability with other connectors conforming to this specification is assured.

| Manufacturers List Number | Order Code | Manufacturers List Number | Order Code |
|---|---|---|---|
| CPT02A10-6P. | 483-5499 | CPT06E10-6PSR. | 483-5657 |
| CPT02A10-7P. | 483-5505 | CPT06E10-7PSR. | 483-5669 |
| CPT02A12-8P. | 483-5517 | CPT06E12-8PSR. | 483-5670 |
| CPT02A12-10P. | 483-5529 | CPT06E12-10PSR. | 483-5682 |
| CPT02A14-12P. | 483-5530 | CPT06E14-12PSR. | 483-5694 |
| CPT02A14-19P. | 483-5542 | CPT06E14-19PSR. | 483-5700 |
| CPT02A16-26P. | 483-5554 | CPT06E16-26PSR. | 483-5712 |
| CPT02A18-32P. | 483-5566 | CPT06E18-32PSR. | 483-5724 |
| CPT02A10-6S. | 483-5578 | CPT06E10-6SSR. | 483-5736 |
| CPT02A10-7S. | 483-5580 | CPT06E10-7SSR. | 483-5748 |
| CPT02A12-8S. | 483-5591 | CPT06E12-8SSR. | 483-5750 |
| CPT02A12-10S. | 483-5608 | CPT06E12-10SSR. | 483-5761 |
| CPT02A14-12S. | 483-5610 | CPT06E14-12SSR. | 483-5773 |
| CPT02A14-19S. | 483-5621 | CPT06E16-26SSR. | 483-5797 |
| CPT02A16-26S. | 483-5633 | CPT06E16-26SSR. | 483-5797 |
| CPT02A18-32S. | 483-5645 | CPT06E18-32SSR. | 483-5803 |

**Specifications**

| | Size 16 Contacts | Size 20 Contacts |
|---|---|---|
| Current Rating | 13.0A | 7.5A |
| Wire Range | 16 to 20 AWG | 20 to 24 AWG |
| Voltage Rating AC | 600V rms | |
| Voltage Rating DC | 700V | |
| Test Voltage AC | 1500V | |
| Operating Temperature | -55°C to 125°C | |

**Materials**

| | |
|---|---|
| Housing | Aluminium alloy according to QQ-A-591 |
| Contacts | Copper alloy, Gold plated over nickel |
| Inserts | High insulation synthetic rubber in accordance with MIL-R-3065 |
| Insulation Resistance | ≥ 5 x $10^3$ MR |

335233/406570

| Shell Size | No. Contacts | Contact Size | Order Code | Price Each 1+ | 10+ | 25+ | 50+ | + |
|---|---|---|---|---|---|---|---|---|
| **Plug - Chassis** | | | | | | | | |
| 10 | 6 | 20 | **483-5499▲‡** | 28.48 | 24.22 | 23.99 | 23.14 | – – |
| 10 | 7 | 20 | **483-5505▲‡** | 29.20 | 24.80 | 24.54 | 23.70 | – – |
| 12 | 8 | 20 | **483-5517▲‡** | 32.71 | 27.80 | 27.50 | 26.56 | – – |
| 12 | 10 | 20 | **483-5529▲‡** | 36.49 | 31.02 | 30.69 | 29.59 | – – |
| 14 | 8 (+4) | 20 ( 16) | **483-5530▲‡** | 39.48 | 33.56 | 33.23 | 32.03 | – – |
| 14 | 19 | 20 | **483-5542▲‡** | 48.76 | 41.44 | 41.01 | 39.55 | – – |
| 16 | 26 | 20 | **483-5554▲‡** | 57.61 | 48.99 | 48.50 | 46.77 | – – |
| 18 | 32 | 20 | **483-5566▲‡** | 64.81 | 55.07 | 54.52 | 52.60 | – – |
| **Socket - Chassis** | | | | | | | | |
| 10 | 6 | 20 | **483-5578▲‡** | 33.56 | 28.51 | 28.22 | 27.21 | – – |
| 10 | 7 | 20 | **483-5580▲‡** | 35.71 | 30.34 | 30.04 | 29.00 | – – |
| 12 | 8 | 20 | **483-5591▲‡** | 39.91 | 33.92 | 33.59 | 32.39 | – – |
| 12 | 10 | 20 | **483-5608▲‡** | 40.79 | 34.67 | 34.31 | 33.07 | – – |
| 14 | 8 (+4) | 20 ( 16) | **483-5610▲‡** | 54.10 | 45.99 | 45.54 | 43.88 | – – |
| **Socket - Chassis** | | | | | | | | |
| 14 | 19 | 20 | **483-5621▲‡** | 66.56 | 56.57 | 56.02 | 54.00 | – – |
| 16 | 26 | 20 | **483-5633▲‡** | 87.30 | 74.21 | 73.47 | 70.86 | – – |
| 18 | 32 | 20 | **483-5645▲‡** | 101.45 | 86.23 | 85.38 | 82.33 | – – |
| **Plug, Cable** | | | | | | | | |
| 10 | 6 | 20 | **483-5657▲‡** | 58.52 | 49.74 | 49.25 | 47.49 | – – |
| 10 | 7 | 20 | **483-5669▲‡** | 58.36 | 49.61 | 49.12 | 47.39 | – – |
| 12 | 8 | 20 | **483-5670▲‡** | 63.67 | 54.13 | 53.58 | 51.69 | – – |
| 12 | 10 | 20 | **483-5682▲‡** | 66.08 | 56.18 | 55.63 | 53.61 | – – |
| 14 | 8 (+4) | 20 ( 16) | **483-5694▲‡** | 74.31 | 63.18 | 62.56 | 60.32 | – – |
| 14 | 19 | 20 | **483-5700▲‡** | 81.77 | 69.49 | 68.81 | 66.34 | – – |
| 16 | 26 | 20 | **483-5712▲‡** | 87.85 | 74.67 | 73.92 | 71.28 | – – |
| 18 | 32 | 20 | **483-5724▲‡** | 103.89 | 88.30 | 87.42 | 84.32 | – – |
| **Socket, Cable** | | | | | | | | |
| 10 | 6 | 20 | **483-5736▲‡** | 62.79 | 53.38 | 52.86 | 50.97 | – – |
| 10 | 7 | 20 | **483-5748▲‡** | 63.05 | 53.58 | 53.06 | 51.17 | – – |
| 12 | 8 | 20 | **483-5750▲‡** | 68.84 | 58.52 | 57.94 | 55.89 | – – |
| 12 | 10 | 20 | **483-5761▲‡** | 71.38 | 60.67 | 60.05 | 57.94 | – – |
| 14 | 8 (+4) | 20 ( 16) | **483-5773▲‡** | 81.99 | 69.69 | 69.01 | 66.53 | – – |
| 14 | 19 | 20 | **483-5785▲‡** | 93.71 | 79.65 | 78.87 | 76.07 | – – |
| 16 | 26 | 20 | **483-5797▲‡** | 119.75 | 101.78 | 100.77 | 97.19 | – – |
| 18 | 32 | 20 | **483-5803▲‡** | 139.44 | 118.51 | 117.34 | 113.18 | – – |

### MIL-C-26482 Series - Nickel

CONTACT

**Miniature Bayonet Lock Connectors**

The CPT series of Nickel Plated, miniature bayonet lock connectors are designed to conform to the materials and performance requirements of MIL-C 26482 series 1 specifications.
Interchangeability and reliability with other connectors conforming to this specification is assured.

| Mftrs. List No. | Order Code | Mftrs. List No. | Order Code |
|---|---|---|---|
| CPT02A10-6PN | 119-0471 | CPT06E12-10PSRN | 119-0473 |
| CPT02A10-6SN | 483-6789 | CPT06E10-6SSRN | 119-0474 |
| CPT02A12-10SN | 119-0472 | CPT06E12-10SSRN | 119-0475 |
| CPT06E10-6PSRN | 483-6807 | | |

**Specifications**

| | |
|---|---|
| Contacts | Size 20 |
| Current Rating | 7.5A |
| Wire Range | 20 to 24 AWG |
| Voltage Rating AC | 600V rms |
| Voltage Rating DC | 700V |
| Test Voltage AC | 1500V |
| Operating Temperature | -55°C to 125°C |

**Materials**

| | |
|---|---|
| Housing | Aluminium alloy according to QQ-A-591 |
| Contacts | Copper alloy, Gold plated over nickel |
| Inserts | High insulation synthetic rubber in accordance with MIL-R-3065 |
| Insulation Resistance | ≥ 5 x $10^3$ MR |

335234/406571

| Shell Size | No. Contacts | Contact Size | Order Code | Price Each 1+ | 10+ | 25+ | 50+ | + |
|---|---|---|---|---|---|---|---|---|
| **Plug - Chassis** | | | | | | | | |
| 10 | 6 | 20 | **119-0471●** | 28.48 | 24.22 | 23.99 | 23.14 | – – |
| **Socket - Chassis** | | | | | | | | |
| 10 | 6 | 20 | **483-6789●** | 33.56 | 28.51 | 28.22 | 27.21 | – – |
| 12 | 10 | 20 | **119-0472●** | 40.79 | 34.67 | 34.31 | 33.07 | – – |
| **Plug - Cable** | | | | | | | | |
| 10 | 6 | 20 | **483-6807●** | 58.52 | 49.74 | 49.25 | 47.49 | – – |
| 12 | 10 | 20 | **119-0473●** | 66.08 | 56.18 | 55.63 | 53.61 | – – |
| **Socket - Cable** | | | | | | | | |
| 10 | 6 | 20 | **119-0474●** | 62.79 | 53.38 | 52.86 | 50.97 | – – |
| 12 | 10 | 20 | **119-0475●** | 71.38 | 60.67 | 60.05 | 57.94 | – – |



RoHS ● Compliant ▲ Non-compliant ‡ Limited stock - RoHS replacement available



C = CYAN M = Magenta Y = Yellow B = Black/SING

## 62GB Miniature Bayonet Lock Connectors

**MIL-C-26482**

Amphenol

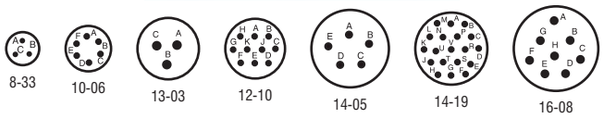


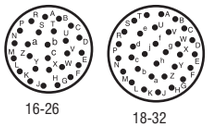


| Insert Arrangement | Current Rating | Insert Arrangement | Current Rating |
|---|---|---|---|
| 08-33 | 3 x 7.5A | 14-19 | 19 x 7.5A |
| 10-06 | 6 x 7.5A | 14-22 | 4 x 20A |
| 12-03 | 3 x 13A | | 1 x 13A |
| 12-10 | 10 x 7.5A | 16-08 | 8 x 13A |
| 14-02 | 2 x 20A | 16-26 | 26 x 7.5A |
| 14-04 | 4 x 20A | 18-02 | 2 x 45A |
| 14-05 | 5 x 13A | 18-32 | 32 x 7.5A |

A range of miniature bayonet lock connectors designed to meet the requirements of BS9522 F0017 DEF STAN 59-35 Pattern 105 and MIL-C-26482.The connectors are machined from solid aluminium giving maximum strength. Shells are plated in environmentaly friendly Olive Drab Zinc Cobalt Finish.Termination is solder.

**Current Rating**

Maximum current per individual contact in isolation at a maximum ambient temperature of 85°C

| Electrical | | Mechanical | |
|---|---|---|---|
| Working Voltage DC | 700V | Body Material | Aluminium Alloy |
| Working Voltage AC | 500V RMS | Body Plating | Olive Drab Zinc Chromate |
| Proof Voltage DC or AC Peak | 2100V | Contact Material | Brass Gold plated |
| Contact Resistance | 5mΩ | Temp Range | -55°C to 125°C |
| Insulation Resistance | 5000MΩ | | |

233619

| Shell Size | No. Contacts | Contact Size | Mftrs. List No. | Order Code | Price Each 1+ | 10+ | 50+ |
|---|---|---|---|---|---|---|---|
| **Panel Mount Receptacle - Pin Contacts** | | | | | | | |
| 08-33 | 3 | 20 | 62GB-12E08-33PN | **391-1238▲** | 40.05 | 30.30 | 27.54 |
| 10-06 | 6 | 20 | 62GB-12E10-06PN | **391-1251▲** | 39.75 | 28.56 | 24.15 |
| 12-03 | 3 | 16 | 62GB-12E12-03PN | **391-1275▲** | 41.25 | 33.81 | 30.51 |
| 12-10 | 10 | 20 | 62GB-12E12-10PN | **391-1299▲** | 37.80 | 31.83 | 28.62 |
| 14-05 | 5 | 16 | 62GB-12E14-05PN | **391-1354▲** | 38.52 | 29.25 | 28.65 |
| 14-19 | 19 | 20 | 62GB-12E14-19PN | **391-1378▲** | 47.55 | 37.23 | 36.15 |
| 16-08 | 8 | 16 | 62GB-12E16-08PN | **391-1410▲** | 47.07 | 42.36 | 40.26 |
| 16-26 | 26 | 20 | 62GB-12E16-26PN | **391-1433▲** | 56.46 | 43.56 | 43.11 |
| 18-32 | 32 | 20 | 62GB-12E18-32PN | **391-1470▲** | 68.10 | 54.63 | 52.53 |
| **Panel Mount Receptacle Socket Contacts** | | | | | | | |
| 08-33 | 3 | 20 | 62GB-12E08-33SN | **391-1240▲** | 38.94 | 29.16 | 26.52 |
| 10-06 | 6 | 20 | 62GB-12E10-06SN | **391-1263▲** | 39.15 | 30.45 | 27.30 |
| 12-03 | 3 | 16 | 62GB-12E12-03SN | **391-1287▲** | 54.15 | 39.21 | 36.72 |
| 12-10 | 10 | 20 | 62GB-12E12-10SN | **391-1305▲** | 41.94 | 35.10 | 33.60 |
| 14-05 | 5 | 16 | 62GB-12E14-05SN | **391-1366▲** | 57.06 | 54.03 | 51.69 |
| 14-19 | 19 | 20 | 62GB-12E14-19SN | **391-1380▲** | 62.55 | 46.56 | 42.39 |
| 16-8 | 8 | 16 | 62GB-12E16-08SN | **391-1421▲** | 76.47 | 56.25 | 50.76 |
| 16-26 | 26 | 20 | 62GB-12E16-26SN | **391-1445▲** | 71.88 | 53.85 | 49.41 |
| 18-32 | 32 | 20 | 62GB-12E18-32SN | **391-1482▲** | 89.01 | 66.75 | 65.25 |
| **Basic Plug - Pin Contacts** | | | | | | | |
| 08-33 | 3 | 20 | 62GB-56T08-33PN | **391-1494▲** | 38.85 | 30.15 | 29.58 |
| 10-06 | 6 | 20 | 62GB-56T10-06PN | **391-1512▲** | 42.69 | 34.23 | 33.27 |
| 12-03 | 3 | 16 | 62GB-56T12-03PN | **391-1536▲** | 46.26 | 37.95 | 35.28 |
| 12-10 | 10 | 20 | 62GB-56T12-10PN | **391-1550▲** | 47.79 | 38.55 | 37.50 |
| 14-05 | 5 | 16 | 62GB-56T14-05PN | **391-1573▲** | 79.11 | 59.34 | 52.74 |
| 14-19 | 19 | 20 | 62GB-56T14-19PN | **391-1597▲** | 59.49 | 48.15 | 46.56 |
| 16-08 | 8 | 16 | 62GB-56T16-08PN | **391-1615▲** | 87.69 | 65.79 | 58.47 |
| 16-26 | 26 | 20 | 62GB-56T16-26PN | **391-1639▲** | 65.88 | 52.26 | 49.62 |
| 18-32 | 32 | 20 | 62GB-56T18-32PN | **391-1652▲** | 69.06 | 54.75 | 52.56 |
| **Basic Plug - Socket Contacts** | | | | | | | |
| 08-33 | 3 | 20 | 62GB-56T08-33SN | **391-1500▲** | 40.26 | 31.62 | 30.48 |
| 10-06 | 6 | 20 | 62GB-56T10-06SN | **391-1524▲** | 41.85 | 33.75 | 33.48 |
| 12-03 | 3 | 16 | 62GB-56T12-03SN | **391-1548▲** | 65.58 | 53.58 | 40.35 |
| 12-10 | 10 | 20 | 62GB-56T12-10SN | **391-1561▲** | 52.95 | 42.63 | 41.85 |
| 14-05 | 5 | 16 | 62GB-56T14-05SN | **391-1585▲** | 109.41 | 82.05 | 72.96 |
| 14-19 | 19 | 20 | 62GB-56T14-19SN | **391-1603▲** | 73.59 | 58.35 | 55.38 |
| 16-08 | 8 | 16 | 62GB-56T16-08SN | **391-1627▲** | 135.60 | 101.70 | 90.42 |
| 16-26 | 26 | 20 | 62GB-56T16-26SN | **391-1640▲** | 88.74 | 70.68 | 67.05 |
| 18-32 | 32 | 20 | 62GB-56T18-32SN | **391-1664▲** | 89.61 | 76.89 | 73.71 |

## 62GB High Power

Amphenol

Spin coupling backshells for use with heatshrink boots and braid should be used with these connectors.

| Insert Arrangement | Current Rating |
|---|---|
| 14-02 | 2 x 20A |
| 14-04 | 4 x 20A |
| 18-02 | 2 x 45A |
| 14-22 | 4 x 20A + 1 x 13A |

233733

| Insert | Mftrs. List No. | Order Code | Price Each 1+ | 10+ | 50+ | 100+ | + |
|---|---|---|---|---|---|---|---|
| **Panel Mount Receptacle - Pin Contacts - High Power** | | | | | | | |
| 14-02 | 62GB-12E14-02PN | **391-1317▲** | 49.35 | 47.85 | 45.15 | 39.51 | – – |
| 14-04 | 62GB-12E14-04PN | **391-1330▲** | 51.75 | 50.16 | 48.15 | 44.25 | – – |
| 18-02 | 62GB-12E18-02PN | **391-1457▲** | 56.25 | 54.42 | 51.99 | 45.36 | – – |
| 14-22 | 62GB-12E14-22PN | **391-1391** | 83.58 | 80.97 | 78.21 | 66.87 | – – |
| **Panel Mount Receptacle Socket Contacts - High Power** | | | | | | | |
| 14-02 | 62GB-12E14-02SN | **391-1329▲** | 62.82 | 59.55 | 56.85 | 49.80 | – – |
| 14-04 | 62GB-12E14-04SN | **391-1342▲** | 73.65 | 71.79 | 70.35 | 60.15 | – – |
| 18-02 | 62GB-12E18-02SN | **391-1469▲** | 68.28 | 63.06 | 59.91 | 54.21 | – – |
| 14-22 | 62GB-12E14-22SN | **391-1408** | 107.85 | 101.76 | 99.42 | 84.99 | – – |
| **Basic Plug - Pin Contacts - High Power** | | | | | | | |
| 14-02 | 62GB-56TG14-02PN(044) | **391-1676▲** | 64.89 | 48.69 | 43.29 | 29.97 | – – |
| 14-04 | 62GB-56TG14-04PN(044) | **391-1690▲** | 77.76 | 69.54 | 61.80 | 42.81 | – – |
| 18-02 | 62GB-56TG18-02PN(044) | **391-1731▲** | 71.88 | 66.42 | 57.15 | 39.57 | – – |
| 14-22 | 62GB-56TG14-22PN(044) | **391-1718** | 76.89 | 76.68 | 75.15 | 56.64 | – – |
| **Basic Plug - Socket Contacts - High Power** | | | | | | | |
| 14-02 | 62GB-56TG14-02SN(044) | **391-1688▲** | 73.59 | 55.20 | 49.08 | 33.99 | – – |
| 14-04 | 62GB-56TG14-04SN(044) | **391-1706▲** | 84.51 | 72.75 | 56.34 | 39.00 | – – |
| 18-02 | 62GB-56TG18-02SN(044) | **391-1743▲** | 99.78 | 88.95 | 75.69 | 62.91 | – – |
| 14-22 | 62GB-56TG14-22SN(044) | **391-1720▲** | 79.08 | 72.69 | 54.87 | 37.89 | – – |

## 62GB Cable Clamps

Amphenol

- Straight outlet grommet nut with strain relief
- For cable mounted plugs and sockets

233735

| Shell Size | Mftrs. List No. | Order Code | Price Each 1+ | 10+ | 50+ | 100+ |
|---|---|---|---|---|---|---|
| **Plug Strain Relief** | | | | | | |
| 8-33 | 62GB-585-08-33P | **391-1755▲** | 40.66 | 34.48 | 23.30 | 22.23 |
| 10-06 | 62GB-585-10-06P | **391-1779▲** | 38.42 | 32.79 | 20.87 | 19.92 |
| 12-03 | 62GB-585-12-03P | **391-1792▲** | 40.14 | 34.06 | 23.04 | 21.97 |
| 12-10 | 62GB-585-12-10P | **391-1810▲** | 40.14 | 33.96 | 23.04 | 21.97 |
| 14-05 | 62GB-585-14-05P | **391-1834▲** | 43.16 | 36.69 | 24.38 | 23.99 |
| 14-19 | 62GB-585-14-19P | **391-1858▲** | 44.72 | 37.93 | 25.64 | 24.47 |
| 16-08 | 62GB-585-16-08P | **391-1913▲** | 57.14 | 48.56 | 41.28 | 37.15 |
| 16-26 | 62GB-585-16-26P | **391-1871▲** | 49.60 | 42.09 | 28.11 | 26.81 |
| 18-32 | 62GB-585-18-32P | **391-1895▲** | 50.25 | 42.67 | 28.34 | 26.88 |
| **Socket Strain Relief** | | | | | | |
| 8-33 | 62GB-585-08-33S | **391-1767▲** | 40.66 | 34.48 | 23.30 | 22.23 |
| 10-06 | 62GB-585-10-06S | **391-1780▲** | 38.42 | 32.79 | 20.87 | 19.92 |
| 12-03 | 62GB-585-12-03S | **391-1809▲** | 40.14 | 34.06 | 23.04 | 21.97 |
| 12-10 | 62GB-585-12-10S | **391-1822** | 40.14 | 33.96 | 23.04 | 21.97 |
| 14-05 | 62GB-585-14-05S | **391-1846▲** | 43.16 | 36.69 | 24.38 | 23.99 |
| 14-19 | 62GB-585-14-19S | **391-1860▲** | 44.72 | 37.93 | 25.64 | 24.47 |
| 16-08 | 62GB-585-16-08S | **391-1925▲** | 57.14 | 48.56 | 41.28 | 37.15 |
| 16-26 | 62GB-585-16-26S | **391-1883▲** | 49.60 | 42.09 | 28.11 | 26.81 |
| 18-32 | 62GB-585-18-32S | **391-1901▲** | 50.25 | 42.67 | 28.34 | 26.88 |

## 62GB Dust Caps

Amphenol

- For chassis mounted plugs and sockets

233736

| Size | Mftrs. List No. | Order Code | Price Each 1+ | 10+ | 50+ | 100+ | + |
|---|---|---|---|---|---|---|---|
| 8 | 62GB-812-08 | **391-1937▲** | 24.54 | 20.96 | 18.62 | 12.90 | – – |
| 10 | 62GB-812-10 | **391-1949▲** | 24.54 | 21.13 | 18.14 | 14.37 | – – |
| 12 | 62GB-812-12 | **391-1950▲** | 28.93 | 25.03 | 21.42 | 16.09 | – – |
| 14 | 62GB-812-14 | **391-1962▲** | 27.79 | 23.89 | 19.99 | 15.96 | – – |
| 16 | 62GB-812-16 | **391-1974▲** | 28.93 | 25.03 | 21.42 | 17.19 | – – |
| 18 | 62GB-812-18 | **391-1986▲** | 30.55 | 26.33 | 22.46 | 19.76 | – – |

## Backshells

Amphenol

Dual purpose spin coupling backshells may be used in conjunction with heatshrink boots and Zeta Lock clock springs to terminate braided cable jacket. The threaded coupling end rotates separately from the body so that cable is not twisted upon removal of backshell from the connector body. The mating interface of these backshells feature anti-rotation teeth and an 'O' ring seal.

- Type 1 fits 62GB, AB05 connectors
- Type 2 fits commercial 5015

233620



Prices are in Singapore Dollars and exclusive of GST.
Due to the volatile nature of certain products,
prices are subject to change without notice.

| Spring Size | Size | Type | Order Code | Price Each 1+ | 10+ | 50+ | 100+ |
|---|---|---|---|---|---|---|---|
| **Type 1 62GB AB05** | | | | | | | |
| 1 | 08 | AIA-5001-08 | **391-2097▲** | 43.10 | 42.38 | 41.89 | 40.92 |
| 1 | 10 | AIA-5001-10 | **391-2103▲** | 43.23 | 39.65 | 39.16 | 38.19 |
| 1 | 12 | AIA-5001-12 | **391-2115▲** | 46.80 | 42.90 | 42.41 | 41.44 |
| 2 | 14 | AIA-5001-14 | **391-2127▲** | 46.93 | 42.97 | 42.48 | 41.50 |
| 2 | 16 | AIA-5001-16 | **391-2139▲** | 47.81 | 43.55 | 43.06 | 42.09 |
| 3 | 18 | AIA-5001-18 | **391-2140▲** | 49.04 | 44.66 | 44.17 | 43.19 |
| **Type 2 Commercial 5015** | | | | | | | |
| 1 | 14S | AIA-50L1-14 | **391-2164▲** | 46.93 | 42.28 | 41.80 | 40.82 |
| 2 | 18 | AIA-50L1-18 | **391-2176** | 49.11 | 44.98 | 44.49 | 43.52 |
| 2 | 20 & 22 | AIA-50L1-22 | **391-2188▲** | 51.48 | 47.42 | 46.93 | 45.96 |
| 3 | 28 | AIA-50L1-28 | **391-2206** | 60.03 | 54.96 | 54.47 | 53.50 |
| **Zeta Lock Spring Braid Termination HE** | | | | | | | |
| 1 | 100 | HE 100 | **391-2218▲** | 9.60 | 9.45 | 9.00 | 8.10 |
| 2 | 200 | HE 200 | **391-2220▲** | 9.60 | 9.45 | 9.00 | 8.10 |
| 3 | 300 | HE 300 | **391-2231▲** | 11.70 | 11.55 | 11.10 | 10.20 |

## MIL-C-26482 Series 1

**Miniature Sealed Connectors**

Cannon
ITT Industries
Engineered for life

MIL-C-26482 connectors offer high density contact arrangements in a miniature circular shell.Crimp and solder styles are available which are intermateable with all MIL-C-26482 style connectors.

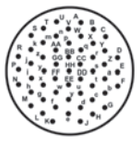

22-55

20-41

14-19

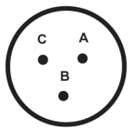


12-3

12-10

10-6

8-4

8-3

Mftrs. List No.

| | | |
|---|---|---|
| MS3126F22-55S=390-4271 | MS3122E10-6P=390-4507 | MS3112E10-6S=390-4817 |
| MS3126F20-41S=390-4295 | MS3116F8-4S=390-4519 | MS3112E8-4P=390-4684 |
| MS3126F14-19S=390-4313 | MS3116F8-3S=390-4532 | MS3112E8-3P=390-4702 |
| MS3126F12-3S=390-4337 | MS3116F22-55S=390-4556 | MS3112E22-55P=390-4726 |
| MS3126F12-10S=390-4350 | MS3116F20-41S=390-4570 | MS3112E20-41P=390-4740 |
| MS3126F10-6S=390-4374 | MS3116F14-19S=390-4593 | MS3112E14-19P=390-4763 |
| MS3126F22-55P=390-4283 | MS3116F12-3S=390-4611 | MS3112E12-3P=390-4787 |
| MS3126F20-41P=390-4301 | MS3116F12-10S=390-4635 | MS3112E12-10P=390-4805 |
| MS3126F14-19P=390-4325 | MS3116F10-6S=390-4659 | MS3112E10-6P=390-4829 |
| MS3126F12-3P=390-4349 | MS3116F8-4P=390-4520 | AF8=890-376 |
| MS3126F12-10P=390-4362 | MS3116F8-3P=390-4544 | M22520/1-2=390-4830 |
| MS3126F10-6P=390-4386 | MS3116F22-55P=390-4568 | MS24256A16=390-4842 |
| MS3122E22-55S=390-4398 | MS3116F20-41P=390-4581 | MS24256A20=390-4854 |
| MS3122E20-41S=390-4416 | MS3116F14-19P=390-4600 | MS24256R16=390-4866 |
| MS3122E14-19S=390-4430 | MS3116F12-10P=390-4647 | MS24256R20=390-4878 |
| MS3122E12-3S=390-4453 | MS3116F12-10P=390-4647 | KPSE-KIT=390-4908 |
| MS3122E12-10S=390-4477 | MS3116F10-6P=390-4660 | 225-1011-000=390-4880 |
| MS3122E10-6S=390-4490 | MS3112E8-4S=390-4672 | 225-1012-000=119-0517 |
| MS3122E22-55P=390-4404 | MS3112E8-3S=390-4696 | 030-9032-003=119-0518 |
| MS3122E20-41P=390-4428 | MS3112E22-55S=390-4714 | 031-9095-003=119-0521 |
| MS3122E14-19P=390-4441 | MS3112E14-19S=390-4751 | 030-9036-000=119-0522 |
| MS3122E12-3P=390-4465 | MS3112E12-3S=390-4775 | 031-9074-002=119-0523 |
| MS3122E12-10P=390-4489 | MS3112E12-10S=390-4799 | |

| **Specification** | Size 16 Contacts | Size 20 Contacts |
|---|---|---|
| Current Rating | 22A | 7.5A |
| Wire Range | 16 to 20 AWG | 20 to 24 AWG |
| Voltage Rating AC | 600V rms | |
| Voltage Rating DC | 850V | |
| Mating Cycles | 500 | |
| Operating Temperature | -55$^0$C to125$^0$C | |
| **Materials** | | |
| Housing | Aluminium Alloy Olive Drab Chromate finish | |
| Contacts | Copper alloy,Gold MIL-G-45204 plated | |
| Insulator | Neoprene | |
| **Approvals** | **MIL-C-26482 VG 95 328** | |

233516

| Shell Size | No. Contacts | Contact Size | Order Code | Price Each 1+ | 10+ | 25+ |
|---|---|---|---|---|---|---|
| **Straight Plug - Socket Contacts - Crimp** | | | | | | |
| 12 | 3 | 16 | **390-4337▲** | 70.65 | 61.77 | 57.15 |
| 10 | 6 | 20 | **390-4374▲** | 63.51 | 55.53 | 51.39 |
| 12 | 10 | 20 | **390-4350▲** | 69.54 | 60.78 | 56.22 |
| 14 | 19 | 20 | **390-4313▲** | 82.35 | 80.55 | 74.91 |
| 20 | 41 | 20 | **390-4295▲** | 116.37 | 101.73 | 94.11 |
| 22 | 55 | 20 | **390-4271▲** | 131.40 | 114.90 | 109.95 |
| **Straight Plug - Pin Contacts - Crimp** | | | | | | |
| 12 | 3 | 16 | **390-4349▲** | 66.36 | 58.05 | 53.67 |
| 10 | 6 | 20 | **390-4386▲** | 64.38 | 56.28 | 52.08 |
| 12 | 10 | 20 | **390-4362▲** | 70.41 | 61.56 | 56.91 |
| 14 | 19 | 20 | **390-4325▲** | 81.81 | 71.52 | 66.15 |
| 20 | 41 | 20 | **390-4301▲** | 120.84 | 105.63 | 97.71 |
| 22 | 55 | 20 | **390-4283▲** | 118.50 | 109.59 | 89.91 |
| **Panel Mount Receptacle - Socket Contacts - Crimp** | | | | | | |
| 12 | 3 | 16 | **390-4453▲** | 48.63 | 38.28 | 35.40 |
| 10 | 6 | 20 | **390-4490▲** | 48.63 | 42.51 | 39.33 |
| 12 | 10 | 20 | **390-4477▲** | 51.33 | 44.91 | 41.52 |
| 14 | 19 | 20 | **390-4430▲** | 59.70 | 52.20 | 48.27 |
| 20 | 41 | 20 | **390-4416▲** | 83.19 | – – | – – |
| 22 | 55 | 20 | **390-4398▲** | 105.09 | – – | – – |
| **Panel Mount Receptacle - Pin Contacts - Crimp** | | | | | | |
| 12 | 3 | 16 | **390-4465▲** | 43.98 | 38.46 | 35.55 |
| 10 | 6 | 20 | **390-4507▲** | 49.83 | 43.56 | 40.29 |
| 12 | 10 | 20 | **390-4489▲** | 52.71 | 46.08 | 42.63 |
| 14 | 19 | 20 | **390-4441▲** | 61.95 | 54.15 | 50.13 |
| 20 | 41 | 20 | **390-4428▲** | 118.68 | 103.83 | 68.40 |
| 22 | 55 | 20 | **390-4404▲** | 106.53 | 93.15 | 86.13 |
| **Straight Plug - Socket Contacts - Solder** | | | | | | |
| 12 | 3 | 16 | **390-4611▲** | 65.73 | 60.45 | 58.35 |
| 8 | 3 | 20 | **390-4532▲** | 69.27 | 60.57 | 56.01 |
| 8 | 4 | 20 | **390-4519▲** | 70.80 | 61.89 | 58.59 |
| 10 | 6 | 20 | **390-4659▲** | 107.58 | 94.11 | 61.53 |
| 12 | 10 | 20 | **390-4635▲** | 68.46 | 64.50 | 59.07 |
| 14 | 19 | 20 | **390-4593▲** | 84.93 | 74.25 | 70.07 |
| 20 | 41 | 20 | **390-4570▲** | 236.67 | 207.12 | 135.36 |
| 22 | 55 | 20 | **390-4556▲** | 146.76 | 137.31 | 133.53 |
| **Straight Plug - Pin Contacts - Solder** | | | | | | |
| 12 | 3 | 16 | **390-4623▲** | 55.98 | 53.85 | 52.98 |
| 8 | 3 | 20 | **390-4544▲** | 119.82 | 104.85 | 68.52 |
| 8 | 4 | 20 | **390-4520▲** | 122.70 | 107.37 | 70.17 |
| 10 | 6 | 20 | **390-4660▲** | 104.10 | 91.08 | 59.52 |
| 12 | 10 | 20 | **390-4647▲** | 69.33 | 60.60 | 56.07 |
| 14 | 19 | 20 | **390-4600▲** | 80.34 | 70.26 | 64.95 |
| 20 | 41 | 20 | **390-4581▲** | 238.86 | 208.98 | 136.59 |
| 22 | 55 | 20 | **390-4568▲** | 137.79 | 120.45 | 111.45 |
| **Panel Mount Receptacle - Socket Contacts - Solder** | | | | | | |
| 12 | 3 | 16 | **390-4775▲** | 70.53 | 61.71 | 40.35 |
| 8 | 3 | 20 | **390-4696▲** | 33.33 | 29.13 | 26.97 |
| 8 | 4 | 20 | **390-4672▲** | 41.55 | 36.33 | 33.60 |
| 10 | 6 | 20 | **390-4817▲** | 37.74 | 33.00 | 30.51 |
| 12 | 10 | 20 | **390-4799▲** | 42.96 | 37.56 | 34.74 |
| 14 | 19 | 20 | **390-4751▲** | 56.97 | 49.80 | 46.08 |
| 22 | 55 | 20 | **390-4714▲** | 205.74 | 180.00 | 117.66 |
| **Panel Mount Receptacle - Pin Contacts - Solder** | | | | | | |
| 12 | 3 | 16 | **390-4787▲** | 60.51 | 52.95 | 34.62 |
| 8 | 3 | 20 | **390-4702▲** | 62.70 | 54.84 | 35.85 |
| 8 | 4 | 20 | **390-4684▲** | 65.52 | 57.33 | 37.47 |
| 10 | 6 | 20 | **390-4829▲** | 36.39 | 31.83 | 29.46 |
| 12 | 10 | 20 | **390-4805▲** | 40.86 | 35.73 | 33.06 |
| 14 | 19 | 20 | **390-4763▲** | 50.31 | 44.01 | 40.68 |
| 20 | 41 | 20 | **390-4740▲** | 158.04 | 138.27 | 90.39 |
| 22 | 55 | 20 | **390-4726▲** | 184.62 | 161.55 | 105.60 |

| **Tools** | **Order Code** | **1+** |
|---|---|---|
| Crimp Tool | **890-376** | 785.85 |
| Positioner | **390-4830** | 251.44 |
| Insertion Tool Size 16 | **390-4842** | 69.04 |
| Insertion Tool Size 20 | **390-4854** | 69.04 |
| Extraction Tool Size 16 | **390-4866** | 91.47 |
| Extraction Tool Size 20 | **390-4878** | 91.47 |
| KPSE Complete Crimp Kit | **390-4908** | 1,426.67 |

| Wire Hole Fillers | Order Code | Price Each 1+ | 50+ | 100+ |
|---|---|---|---|---|
| Size 16 | **390-4880** | 0.36 | 0.32 | 0.29 |
| Size 20 | **119-0517●** | 0.15 | 0.13 | 0.12 |

| Crimp Contacts | Order Code | Price Each 1+ | 5+ | 10+ |
|---|---|---|---|---|
| Size 16 Pin | **119-0518●** | 1.54 | 1.41 | 1.28 |
| Size 16 Socket | **119-0521●** | 2.76 | 2.54 | 2.31 |
| Size 20 Pin | **119-0522●** | 1.09 | 1.00 | 0.90 |
| Size 20 Socket | **119-0523●** | 1.48 | 1.35 | 1.22 |



RoHS ● Compliant ▲ Non-compliant ‡ Limited stock - RoHS replacement available



C = CYAN M = Magenta Y = Yellow B = Black/SING

8

Connectors - Multipole

## Miniature Sealed Bayonet Coupling - Pattern 105




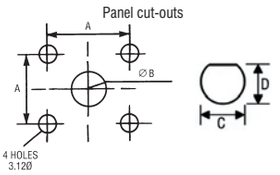


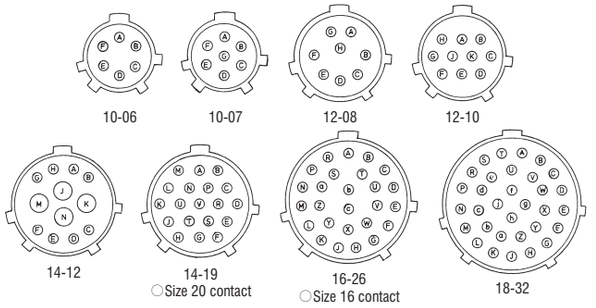


A range of miniature multipole connectors conforming to **MIL-C26482** and manufactured to **BS9522-F0017** and **DEF STAN 59-35 Pattern 105.**

The aluminium housings are cadmium plated with an olive colour chromate finish, giving a high resistance to corrosion. A dynamic sealing ring and grommet provide protection against water ingress to **IP67** on the free plug.

Gold plated brass contacts make the connectors ideal for signal applications and ensure 500 mating cycles minimum. Positive coupling is indicated by an audible click and alignment of the three bayonet pins. Five key ways on the receptacle also ensure correct polarisation.

| | | | |
|---|---|---|---|
| Contact rating (fully loaded) | | Housing | Aluminium alloy |
| | Size 20 5A @ 700V dc or ac peak | Contacts | Brass, Gold plated |
| | Size 16 10A @ 700V dc or ac peak | Termination | Solder bucket |
| Mating cycles | 500 | Insulator/grommet | Polychloroprene |
| Contact resistance | 5mΩ max. | Wire conductor diameter | |
| Temperature range | -55°C to +125°C | | Size 20 contact 1.52mm to 2.16mm |
| | | | Size 16 contact 1.68mm to 2.77mm |

**Free Housings with Cable Clamp**

| No. of Ways | Insert Type | Overall Length | Coupling Diameter | Cable Dia. (max.) |
|---|---|---|---|---|
| 6 | 10-06 | 51.33 | 21.8 | 5.02 |
| 7 | 10-07 | 51.33 | 21.8 | 5.02 |
| 8 | 12-08 | 51.33 | 26.4 | 8.3 |
| 10 | 12-10 | 51.33 | 26.4 | 8.3 |
| 12 | 14-12 | 51.33 | 30 | 9.77 |
| 19 | 14-19 | 51.33 | 30 | 9.77 |
| 26 | 16-26 | 53.36 | 33.3 | 12.95 |
| 32 | 18-32 | 56.93 | 35.6 | 16.12 |

Mftrs List No. AB05 6027xxyN00, where xx=insert type and y=P-pin or S-socket

**Note:** Free plugs only mate with panel sockets.
Free sockets only mate with panel plugs.

209362

| No. of Ways | Insert Type | Order Code | Price Each 1+ | 10+ | 25+ | 50+ | + |
|---|---|---|---|---|---|---|---|
| **Free Plug** - Pin Contacts | | | | | | | |
| 6 | 10-06 | **107-894▲** | 59.71 | 56.27 | 55.47 | 48.47 | – – |
| 7 | 10-07 | **107-895▲** | 60.44 | 57.43 | 55.37 | 44.62 | – – |
| 8 | 12-08 | **107-896▲** | 65.60 | 63.46 | 62.47 | 50.94 | – – |
| 10 | 12-10 | **107-897▲** | 68.07 | 64.67 | 61.44 | 54.79 | – – |
| 12 | 14-12 | **107-898▲** | 76.58 | 72.75 | 68.12 | 57.01 | – – |
| 19 | 14-19 | **107-899▲** | 84.69 | 83.97 | 74.99 | 59.83 | – – |
| 26 | 16-26 | **107-900▲** | 92.37 | 87.76 | 85.26 | 71.94 | – – |
| 32 | 18-32 | **107-901▲** | 98.49 | 93.57 | 88.90 | 82.37 | – – |
| **Free Socket** - Socket Contacts | | | | | | | |
| 6 | 10-06 | **107-902▲** | 64.68 | 59.42 | 56.11 | 44.72 | – – |
| 7 | 10-07 | **107-903▲** | 64.95 | 61.71 | 61.57 | 59.14 | – – |
| 8 | 12-08 | **107-904▲** | 67.88 | 62.16 | 57.58 | 50.49 | – – |
| 10 | 12-10 | **107-905▲** | 73.56 | 72.13 | 71.17 | 67.89 | – – |
| 12 | 14-12 | **107-906▲** | 85.15 | 84.33 | 79.64 | 68.76 | – – |
| 19 | 14-19 | **107-907▲** | 92.22 | 92.19 | 87.02 | 73.19 | – – |
| 26 | 16-26 | **107-908▲** | 108.35 | 102.93 | 97.79 | 86.06 | – – |
| 32 | 18-32 | **107-909▲** | 123.56 | 117.39 | 111.52 | 104.65 | – – |

**Square Flange Panel Mounting**

| No. of Ways | Insert Type | Overall Length | Flange Width | Front Mounting Panel Cut-out Dimensions A | B (dia.) |
|---|---|---|---|---|---|
| 6 | 10-06 | 26.4 | 24.3 | 18.26 | 17.40 |
| 7 | 10-07 | 26.4 | 24.3 | 18.26 | 17.40 |
| 8 | 12-08 | 26.4 | 26.6 | 20.62 | 21.95 |
| 10 | 12-10 | 26.4 | 26.6 | 20.62 | 21.95 |
| 12 | 14-12 | 26.4 | 29.0 | 23.01 | 25.12 |
| 19 | 14-19 | 26.4 | 29.0 | 23.01 | 25.12 |
| 26 | 16-26 | 26.4 | 31.5 | 24.61 | 28.27 |
| 32 | 18-32 | 26.4 | 33.8 | 26.97 | 31.45 |

Mftrs. List No. AB05 2100 xx yN00, where xx=insert type and y=P-pin or S-socket

209363

| No. of Ways | Insert Type | Order Code | Price Each 1+ | 10+ | 25+ | 50+ | + |
|---|---|---|---|---|---|---|---|
| **Square Flange Panel Plug** - Pin Contacts | | | | | | | |
| 6 | 10-06P | **107-910▲** | 31.70 | 29.60 | 27.57 | 23.88 | – – |
| 7 | 10-07P | **107-911▲** | 32.01 | 31.07 | 29.31 | 23.98 | – – |
| 8 | 12-08P | **107-912▲** | 36.57 | 34.74 | 34.59 | 29.44 | – – |
| 10 | 12-10P | **107-913▲** | 40.66 | 36.57 | 34.24 | 27.01 | – – |
| 12 | 14-12P | **107-914▲** | 42.89 | 40.75 | 40.38 | 32.16 | – – |
| 19 | 14-19P | **107-915▲** | 51.52 | 49.24 | 46.64 | 35.18 | – – |
| 26 | 18-32P | **107-916▲** | 61.69 | 59.93 | 52.87 | 41.95 | – – |
| 32 | 18-32P | **107-917▲** | 68.01 | 64.60 | 61.38 | 60.82 | – – |
| **Square Flange Panel Socket** - Socket Contacts | | | | | | | |
| 6 | 10-06S | **107-918▲** | 30.33 | 26.08 | 23.61 | 22.95 | – – |
| 7 | 10-07S | **107-919▲** | 38.93 | 32.77 | 31.38 | 26.33 | – – |
| 8 | 12-08S | **107-920▲** | 44.08 | 35.73 | 34.15 | 29.21 | – – |
| 10 | 12-10S | **107-921▲** | 43.57 | 39.23 | 38.68 | 33.10 | – – |
| 12 | 14-12S | **107-922▲** | 55.64 | 51.58 | 49.08 | 37.91 | – – |
| 19 | 14-19S | **107-923▲** | 70.53 | 65.32 | 64.42 | 50.91 | – – |
| 26 | 16-26S | **107-924▲** | 91.61 | 84.87 | 80.09 | 65.74 | – – |
| 32 | 18-32S | **107-925▲** | 106.46 | 94.86 | 88.34 | 72.29 | – – |

## Circular Multipole - MIL-C-5015

### MIL-C-5015 Connectors

CONTACT

The CM1 series of connectors derives from the MIL-C-5015 standard, but is different because of its bayonet coupling, which reduces the coupling time and makes the coupling easier when the connector is in an awkward position. Another advantage is the resistance to vibrations because of the three stainless steel wear pins located near the end of the bayonet track of the receptacle.
This series uses the same inserts as the MIL-C-5015 and the VG 95234 and is interchangeable with the latter.

Typical applications include road and rail transport, military vehicles, communication and radar apparatus, cinema and television lighting systems and industrial automation.

**Specifications**

| | Size 8 Contacts | Size 12 Contacts | Size 16 Contacts |
|---|---|---|---|
| Current Rating at 20°C | 73A | 41A | 22A |
| Contact Resistance Max. | 1.0mR | 3.0mR | 6.0mR |
| Wire Size | 8 to 10 AWG | 12 to 14 AWG | 16 to 22 AWG |
| **Rating** | **I** | **A** | **D** |
| Voltage Rating dc | 250V | 700V | 1250V |
| Voltage Rating ac | 200V | 500V | 900V |
| Test Voltage | 1000V ac | 2000V ac | 2800V ac |

**Materials**

| | |
|---|---|
| Housing | Aluminum alloy with Cadmium free surface coating |
| Contacts | Copper alloy with silver plating |
| Insulator | High insulation synthetic rubber resistant to oils and high temperatures in accordance with MIL-R-3065 |
| Operating Temperature | -55°C to 125°C |
| Insulation Resistance | ≥ 5 x $10^3$ MR |

| Mftrs. List No. | Order Code | Rating | Mftrs. List No. | Order Code | Rating |
|---|---|---|---|---|---|
| CM13106A10SL-3PN0 | 990-5146 | A | CM13102A22-14P | 990-5413 | A |
| CM13106A10SL-4PN0 | 990-5154 | A | CM13102A28-21P | 990-5448 | A |
| CM13106A14S-6PN0 | 990-5162 | I | CM13102A10SL-4S | 990-5464 | A |
| CM13106A16S-1PN0 | 990-5170 | A | CM13102A10SL-3S | 990-5456 | A |
| CM13106A18-1PN0 | 990-5189 | I | CM13102A14S-6S | 990-5472 | I |
| CM13106A20-A48PN0 | 990-5197 | I | CM13102A16S-1S | 990-5480 | A |
| CM13106A22-2PN0 | 990-5200 | D | CM13102A20-A9S | 990-5499 | I |
| CM13106A22-14PN0 | 990-5219 | A | CM13102A20-A48S | 990-5502 | I |
| CM13106A22-22PN0 | 990-5227 | A | CM13102A22-2S | 483-6431 | D |
| CM13106A24-2PN0 | 990-5235 | D | CM13102A22-22S | 990-5529 | A |
| CM13106A10SL-4SN0 | 990-5251 | A | CM13102A22-14S | 990-5510 | A |
| CM13106A10SL-3SN0 | 990-5243 | A | CM13102A24-2S | 990-5537 | D |
| CM13106A14S-6SN0 | 990-5260 | I | CM3106F10SL-4 | 990-5553 | |
| CM13106A16S-1SN0 | 990-5278 | A | CM3106F10SL-3 | 990-5545 | |
| CM13106A18-1SN0 | 990-5286 | I | CM3106F14S-6 | 990-5561 | |
| CM13106A22-2SN0 | 990-5294 | D | CM3106F16S-1 | 990-5570 | |
| CM13106A22-22SN0 | 990-5324 | A | CM3106F18-1 | 990-5588 | |
| CM13106A22-19SN0 | 990-5316 | A | CM3106F20-A9 | 990-5596 | |
| CM13106A22-14SN0 | 990-5308 | A | CM3106F20-A48 | 990-5600 | |
| CM13106A28-21SN0 | 990-5332 | A | CM3106F22-2 | 990-5618 | |
| CM13102A10SL-4P | 990-5359 | A | CM3106F22-22 | 990-5642 | |
| CM13102A10SL-3P | 990-5340 | A | CM3106F22-19 | 990-5634 | |
| CM13102A14S-6P | 990-5367 | I | CM3106F22-14 | 990-5626 | |
| CM13102A16S-1P | 990-5375 | A | CM3106F24-2 | 990-5650 | |
| CM13102A18-1P | 990-5383 | I | CM3106F28-21 | 990-5669 | |
| CM13102A20-A48P | 990-5391 | I | CM3108F10SL-4 | 990-5685 | |
| CM13102A22-2P | 990-5405 | D | CM3108F10SL-3 | 990-5677 | |



Prices are in Singapore Dollars and exclusive of GST.
Due to the volatile nature of certain products, prices are subject to change without notice.

| Mftrs. List No. | Order Code | Rating | Mftrs. List No. | Order Code | Rating |
|---|---|---|---|---|---|
| CM13102A22-22P | 990-5430 | A | CM3108F20-A48 | 990-5693 | |
| CM13102A22-19P | 990-5421 | A | CM3108F20-A48 | 990-5693 | |
| CM13106A10SL-4PN0. | 483-5980 | A | CM13102A22-19P. | 483-6327 | A |
| CM13106A10SL-3PN0. | 483-5979 | A | CM13102A22-14P. | 483-6315 | A |
| CM13106A14S-6PN0. | 483-5992 | I | CM13102A28-21P. | 483-6352 | A |
| CM13106A16S-1PN0. | 483-6005 | A | CM13102A10SL-4S. | 483-6376 | A |
| CM13106A18-1PN0. | 483-6017 | I | CM13102A10SL-3S. | 483-6364 | I |
| CM13106A20-A48PN0. | 483-6030 | I | CM13102A14S-6S. | 483-6388 | A |
| CM13106A22-2PN0. | 483-6042 | D | CM13102A16S-1S. | 483-6390 | I |
| CM13106A22-14PN0. | 483-6054 | A | CM13102A20-A9S. | 483-6418 | I |
| CM13106A22-22PN0. | 483-6078 | A | CM13102A20-A48S. | 483-6420 | D |
| CM13106A24-2PN0. | 483-6080 | D | CM13102A22-22S. | 483-6467 | A |
| CM13106A10SL-4SN0. | 483-6110 | A | CM13102A22-14S. | 483-6443 | A |
| CM13106A10SL-3SN0. | 483-6108 | A | CM13102A24-2S. | 483-6479 | D |
| CM13106A14S-6SN0. | 483-6121 | I | CM3106F10SL-4. | 483-6509 | |
| CM13106A16S-1SN0. | 483-6133 | A | CM3106F10SL-3. | 483-6492 | |
| CM13106A18-1SN0. | 483-6145 | I | CM3106F14S-6. | 483-6510 | |
| CM13106A22-2SN0. | 483-6170 | D | CM3106F16S-1. | 483-6522 | |
| CM13106A22-22SN0. | 483-6200 | A | CM3106F18-1. | 483-6534 | |
| CM13106A22-19SN0. | 483-6194 | A | CM3106F20-A9. | 483-6546 | |
| CM13106A22-14SN0. | 483-6182 | A | CM3106F20-A48. | 483-6558 | |
| CM13106A28-21SN0. | 483-6224 | A | CM3106F22-2. | 483-6560 | |
| CM13102A10SL-4P. | 483-6248 | A | CM3106F22-22. | 483-6595 | |
| CM13102A10SL-3P. | 483-6236 | A | CM3106F22-19. | 483-6583 | |
| CM13102A14S-6P. | 483-6250 | I | CM3106F22-14. | 483-6571 | |
| CM13102A16S-1P. | 483-6261 | A | CM3106F24-2. | 483-6601 | |
| CM13102A18-1P. | 483-6273 | I | CM3106F28-21. | 483-6613 | |
| CM13102A20-A48P. | 483-6297 | I | CM3108F10SL-4. | 483-6637 | |
| CM13102A22-2P. | 483-6303 | D | CM3108F10SL-3. | 483-6625 | |
| CM13102A22-22P. | 483-6339 | A | CM3108F20-A48. | 483-6686 | |

335235/406572

| Shell Size | No. Contacts | Size Contacts | Order Code | Price Each 1+ | 10+ | 25+ | 50+ | + |
|---|---|---|---|---|---|---|---|---|
| **Plug - Cable** | | | | | | | | |
| 10 | 2 | 16 | **483-5980▲‡** | 33.27 | 28.29 | 27.99 | 26.98 | – – |
| 10 | 3 | 16 | **483-5979▲‡** | 35.12 | 29.85 | 29.56 | 28.51 | – – |
| 14 | 6 | 16 | **483-5992▲‡** | 39.91 | 33.92 | 33.59 | 32.39 | – – |
| 16 | 7 | 16 | **483-6005▲‡** | 56.57 | 48.08 | 47.59 | 45.93 | – – |
| 18 | 10 | 16 | **483-6017▲‡** | 52.70 | 44.79 | 44.33 | 42.77 | – – |
| 20 | 19 | 16 | **483-6030▲‡** | 74.02 | 62.92 | 62.30 | 60.09 | – – |
| 22 | 3 | 8 | **483-6042▲‡** | 82.48 | 70.11 | 69.40 | 66.96 | – – |
| 22 | 19 | 16 | **483-6054▲‡** | 68.36 | 67.38 | – – | – – | – – |
| 22 | 4 | 8 | **483-6078▲‡** | 87.75 | 74.60 | 73.86 | 71.22 | – – |
| 24 | 7 | 12 | **483-6080▲‡** | 67.96 | 57.78 | 57.19 | 55.17 | – – |
| **Socket - Cable** | | | | | | | | |
| 10 | 2 | 16 | **483-6110▲‡** | 34.50 | 29.33 | 29.03 | 27.99 | – – |
| 10 | 3 | 16 | **483-6108▲‡** | 37.07 | 31.51 | 31.18 | 30.08 | – – |
| 14 | 6 | 16 | **483-6121▲‡** | 46.61 | 39.61 | 39.22 | 37.82 | – – |
| 16 | 7 | 16 | **483-6133▲‡** | 61.39 | 52.18 | 51.66 | 49.80 | – – |
| 18 | 10 | 16 | **483-6145▲‡** | 62.98 | 53.54 | 53.02 | 51.10 | – – |
| 22 | 3 | 8 | **483-6170▲‡** | 102.30 | 86.97 | 86.09 | 83.04 | – – |
| 22 | 4 | 8 | **483-6200▲‡** | 114.22 | 97.10 | 96.12 | 92.70 | – – |
| 22 | 14 | 16 | **483-6194▲‡** | 88.05 | 74.83 | 74.08 | 71.45 | – – |
| 22 | 19 | 16 | **483-6182▲‡** | 84.01 | 71.41 | 70.70 | 68.16 | – – |
| 28 | 37 | 16 | **483-6224▲‡** | 133.49 | 113.47 | 112.33 | 108.33 | – – |
| **Plug - Chassis** | | | | | | | | |
| 10 | 2 | 16 | **483-6248▲‡** | 27.54 | 23.40 | 23.18 | 22.36 | – – |
| 10 | 3 | 16 | **483-6236▲‡** | 27.60 | 23.47 | 23.24 | 22.39 | – – |
| 14 | 6 | 16 | **483-6250▲‡** | 33.01 | 28.06 | 27.77 | 26.79 | – – |
| 16 | 7 | 16 | **483-6261▲‡** | 39.65 | 33.69 | 33.36 | 32.16 | – – |
| 18 | 10 | 16 | **483-6273▲‡** | 39.65 | 33.69 | 33.36 | 32.16 | – – |
| 20 | 19 | 16 | **483-6297▲‡** | 58.10 | 49.38 | 48.89 | 47.13 | – – |
| 22 | 3 | 8 | **483-6303▲‡** | 56.83 | 48.30 | 47.82 | 46.12 | – – |
| 22 | 4 | 8 | **483-6339▲‡** | 61.68 | 52.44 | 51.92 | 50.06 | – – |
| 22 | 14 | 16 | **483-6327▲‡** | 51.49 | 43.78 | 43.36 | 41.79 | – – |
| 22 | 19 | 16 | **483-6315▲‡** | 56.90 | 48.37 | 47.88 | 46.16 | – – |
| 28 | 37 | 16 | **483-6352▲‡** | 72.20 | 61.36 | 60.74 | 58.59 | – – |
| **Socket - Chassis** | | | | | | | | |
| 10 | 2 | 16 | **483-6376▲‡** | 29.20 | 24.80 | 24.54 | 23.70 | – – |
| 10 | 3 | 16 | **483-6364▲‡** | 30.21 | 25.68 | 25.42 | 24.51 | – – |
| 14 | 6 | 16 | **483-6388▲‡** | 38.05 | 32.35 | 32.03 | 30.89 | – – |
| 16 | 7 | 16 | **483-6390▲‡** | 46.16 | 39.22 | 38.83 | 37.47 | – – |
| 20 | 9 | 12 | **483-6418▲‡** | 57.19 | 48.60 | 48.11 | 46.38 | – – |
| 20 | 19 | 16 | **483-6420▲‡** | 73.86 | 62.79 | 62.17 | 61.72 | – – |
| 22 | 3 | 8 | **483-6431▲** | 78.58 | 66.79 | 66.11 | 63.77 | – – |
| 22 | 4 | 8 | **483-6467▲‡** | 90.23 | 76.69 | 75.91 | 73.20 | – – |
| 22 | 19 | 16 | **483-6443▲‡** | 73.20 | 72.16 | – – | – – | – – |
| 24 | 7 | 12 | **483-6479▲‡** | 55.82 | 47.46 | 46.97 | 45.31 | – – |
| **Clamp Straight** | | | | | | | | |
| 10 | 2 | | **483-6509▲‡** | 23.31 | 19.82 | 19.63 | – – | – – |
| 10 | 3 | | **483-6492▲‡** | 23.31 | 19.82 | 19.63 | – – | – – |
| 14 | 6 | | **483-6510▲‡** | 21.74 | 18.49 | 18.29 | – – | – – |
| 16 | 7 | | **483-6522▲‡** | 28.38 | 24.12 | 23.89 | – – | – – |
| 18 | 10 | | **483-6534▲‡** | 30.69 | 26.11 | 25.84 | – – | – – |
| 20 | 9 | | **483-6546▲‡** | 29.95 | 25.45 | 25.19 | – – | – – |
| 20 | 19 | | **483-6558▲‡** | 32.06 | 27.24 | 26.98 | – – | – – |
| 22 | 3 | | **483-6560▲‡** | 30.76 | 26.14 | 25.88 | – – | – – |
| 22 | 4 | Clamp, Straight | **483-6595▲‡** | 29.46 | 25.03 | 24.77 | – – | |
| 22 | 14 | | **483-6583▲‡** | 33.33 | 28.32 | 28.03 | – – | – – |
| **Clamp Straight** | | | | | | | | |
| 22 | 19 | | **483-6571▲‡** | 36.49 | 31.02 | 30.69 | – – | – – |
| 24 | 7 | | **483-6601▲‡** | 32.26 | 27.41 | 27.15 | – – | – – |
| 28 | 37 | | **483-6613▲‡** | 40.98 | 34.83 | 34.47 | – – | – – |
| **Clamp Right Angle** | | | | | | | | |
| 10 | 2 | | **483-6637▲‡** | 43.62 | 37.07 | 36.72 | – – | – – |
| 10 | 3 | | **483-6625▲‡** | 44.95 | 38.21 | 37.82 | – – | – – |
| 20 | 19 | | **483-6686▲‡** | 57.84 | 49.15 | 48.66 | – – | – – |

## MIL-C-5015 Connectors

Cannon
ITT Industries
Engineered for life

MIL-C-5015 connectors are designed and manufactured for extreme conditions but are ideally suited to commercial applications where a low cost rugged connector is required.

- Completely sealed to withstand moisture, condensation, vibration and flashover
- Tinned solder pot termination

Typical applications include aircraft, industrial equipment, medical equipment, transportation, communication, robotics and telecommunications

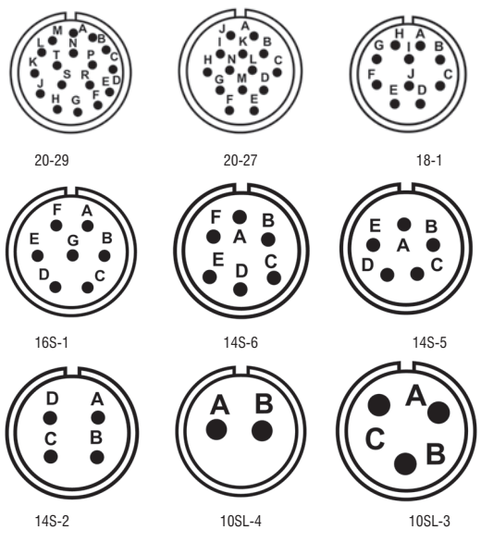


**Specification**

| | |
|---|---|
| Current Rating | 13A |
| Insulation Resistance | ≥5000MΩ |
| Voltage Rating AC | 200V rms |
| Voltage Rating DC | 250V |
| Mating Cycles | 100 |
| Operating Temperature | -55$^0$C to125$^0$C |
| Wire Range | 16 to 20 AWG |

**Materials**

| | |
|---|---|
| Housing | Aluminium Alloy Olive Drab Chromate finish |
| Contacts (Size 16) | Copper alloy,Silver plated |
| Insulator | Neoprene |

MS3106F straight plugs mate with MS3102 receptacles
MS3101F cable connecting plugs are used for cable extension requirements where mounting provisions are unnecessary and mate with MS3106F plugs

Mftrs. List No.

| | | |
|---|---|---|
| MS3106F20-29S=390-5019 | MS3106F20-27P=390-5044 | MS3102R18-1S=390-5238 |
| MS3106F20-27S=390-5032 | MS3106F18-1P=390-5068 | MS3102R16S-1S=390-5251 |
| MS3106F18-1S=390-5056 | MS3106F16S-1P=390-5081 | MS3102R14S-6S=390-5275 |
| MS3106F16S-1S=390-5070 | MS3106F14S-6P=390-5100 | MS3102R14S-5S=390-5299 |
| MS3106F14S-6S=390-5093 | MS3106F14S-5P=390-5123 | MS3102R14S-2S=390-5317 |
| MS3106F14S-5S=390-5111 | MS3106F14S-2P=390-5147 | MS3102R10SL-4S=390-5330 |
| MS3106F14S-2S=390-5135 | MS3106F10SL-4P=390-5160 | MS3102R10SL-3S=390-5354 |
| MS3106F10SL-4S=390-5159 | MS3106F10SL-3P=390-5184 | MS3102R20-29P=390-5202 |
| MS3106F10SL-3S=390-5172 | MS3102R20-29S=390-5196 | MS3102R20-27P=390-5226 |
| MS3106F20-29P=390-5020 | MS3102R20-27S=390-5214 | MS3102R18-1P=390-5240 |



● Compliant
▲ Non-compliant
‡ Limited stock - RoHS replacement available
RoHS



C = CYAN M = Magenta Y = Yellow B = Black/SING

MS3102R16S-1P=390-5263
MS3102R14S-6P=390-5287
MS3102R14S-5P=390-5305
MS3102R14S-2P=390-5329
MS3102R10SL-4P=390-5342
MS3102R10SL-3P=390-5366
MS3101F20-29S=390-5378
MS3101F20-27S=390-5391
MS3101F16S-1S=390-5433
MS3101F16S-1S=390-5433
MS3101F14S-6S=390-5457
MS3101F14S-5S=390-5470
MS3101F14S-2S=390-5494
MS3101F10SL-4S=390-5512
MS3101F10SL-3S=390-5536
MS3101F20-29P=390-5380
MS3101F20-27P=390-5408
MS3101F18-1P=390-5421
MS3101F16S-1P=390-5445
MS3101F14S-6P=390-5469
MS3101F14S-5P=390-5482
MS3101F14S-2P=390-5500
MS3101F10SL-4P=390-5524
MS3101F10SL-3P=390-5548

233517

| Shell Size | No. Contacts | Order Code | Price Each 1+ | 5+ | 10+ | 50+ |
|---|---|---|---|---|---|---|
| **Free Plug - Socket Contacts** | | | | | | |
| 10 | 2 | **390-5159▲** | 42.21 | 36.93 | 34.14 | 30.75 |
| 10 | 3 | **390-5172▲** | 44.79 | 39.18 | 36.21 | 32.61 |
| 14 | 4 | **390-5135▲** | 48.09 | 42.06 | 38.88 | 35.01 |
| 14 | 5 | **390-5111▲** | 50.58 | 44.22 | 40.89 | 36.81 |
| 14 | 6 | **390-5093▲** | 53.04 | 46.38 | 42.93 | 38.64 |
| 16 | 7 | **390-5070▲** | 80.28 | 70.20 | 64.95 | 58.47 |
| 18 | 10 | **390-5056▲** | 80.28 | 70.20 | 64.95 | 58.47 |
| 20 | 14 | **390-5032▲** | 93.57 | 81.81 | 75.69 | 68.13 |
| 20 | 17 | **390-5019▲** | 101.73 | 88.98 | 82.26 | 74.04 |
| **Free Plug - Pin Contacts** | | | | | | |
| 10 | 2 | **390-5160▲** | 40.77 | 35.64 | 32.97 | 29.70 |
| 10 | 3 | **390-5184▲** | 42.60 | 37.26 | 34.47 | 31.05 |
| 14 | 4 | **390-5147▲** | 45.06 | 39.39 | 36.42 | 32.79 |
| 14 | 5 | **390-5123▲** | 46.95 | 41.04 | 37.95 | 34.17 |
| 14 | 6 | **390-5100▲** | 48.81 | 42.69 | 39.48 | 35.55 |
| 16 | 7 | **390-5081▲** | 59.94 | 52.41 | 48.48 | 43.65 |
| 18 | 10 | **390-5068▲** | 68.73 | 60.09 | 55.59 | 50.04 |
| 20 | 14 | **390-5044▲** | 79.77 | 69.75 | 64.50 | 58.05 |
| 20 | 17 | **390-5020▲** | 85.56 | 74.82 | 69.18 | 62.28 |
| **Panel Mount Receptacle - Socket Contacts** | | | | | | |
| 10 | 2 | **390-5330▲** | 21.36 | 18.66 | 17.28 | 15.57 |
| 10 | 3 | **390-5354▲** | 23.88 | 20.91 | 19.32 | 17.40 |
| 14 | 4 | **390-5317▲** | 24.87 | 21.75 | 20.13 | 18.12 |
| 14 | 5 | **390-5299▲** | 27.39 | 23.97 | 22.17 | 19.98 |
| 14 | 6 | **390-5275▲** | 29.88 | 26.13 | 24.18 | 21.78 |
| 16 | 7 | **390-5251▲** | 33.27 | 29.10 | 26.91 | 24.24 |
| 18 | 10 | **390-5238▲** | 47.67 | 41.67 | 38.55 | 34.71 |
| 20 | 14 | **390-5214▲** | 60.21 | 52.65 | 48.69 | 43.83 |
| 20 | 17 | **390-5196▲** | 68.52 | 59.91 | 55.41 | 49.89 |
| **Panel Mount Receptacle - Pin Contacts** | | | | | | |
| 10 | 2 | **390-5342▲** | 19.92 | 17.40 | 16.11 | 14.52 |
| 10 | 3 | **390-5366▲** | 37.98 | 33.24 | 21.72 | 19.56 |
| 14 | 4 | **390-5329▲** | 21.93 | 19.17 | 17.73 | 15.96 |
| 14 | 5 | **390-5305▲** | 23.79 | 20.82 | 19.26 | 17.34 |
| 14 | 6 | **390-5287▲** | 25.65 | 22.41 | 20.76 | 18.69 |
| 16 | 7 | **390-5263▲** | 28.26 | 24.72 | 22.86 | 20.58 |
| 18 | 10 | **390-5240▲** | 36.15 | 31.59 | 29.22 | 26.31 |
| 20 | 14 | **390-5226▲** | 46.47 | 40.62 | 37.59 | 33.84 |
| 20 | 17 | **390-5202▲** | 52.26 | 45.69 | 42.27 | 38.07 |
| **Cable Connector Plug (Receptacle with no mounting flange) - Socket Contacts** | | | | | | |
| 10 | 2 | **390-5512▲** | 47.52 | 41.55 | 38.46 | 34.62 |
| 10 | 3 | **390-5536▲** | 50.04 | 43.77 | 40.47 | 36.45 |
| 14 | 4 | **390-5494▲** | 51.75 | 45.24 | 41.85 | 37.68 |
| 14 | 5 | **390-5470▲** | 54.30 | 47.49 | 43.92 | 39.54 |
| 14 | 6 | **390-5457▲** | 56.79 | 49.65 | 45.90 | 41.31 |
| 16 | 7 | **390-5433▲** | 66.54 | 58.17 | 53.82 | 48.45 |
| 18 | 10 | **390-5410▲** | 79.44 | 69.45 | 64.23 | 57.81 |
| 20 | 14 | **390-5391▲** | 128.85 | 112.74 | 76.67 | – – |
| 20 | 17 | **390-5378▲** | 133.17 | 116.52 | 79.24 | – – |
| **Cable Connector Plug (Receptacle with no mounting flange) - Pin Contacts** | | | | | | |
| 10 | 2 | **390-5524▲** | 45.96 | 40.17 | 39.51 | 35.58 |
| 10 | 3 | **390-5548▲** | 47.88 | 41.85 | 38.73 | 34.86 |
| 14 | 4 | **390-5500▲** | 48.87 | 42.72 | 39.51 | 35.58 |
| 14 | 5 | **390-5482▲** | 50.76 | 44.37 | 41.04 | 36.96 |
| 14 | 6 | **390-5469▲** | 52.59 | 45.99 | 42.51 | 38.28 |
| 16 | 7 | **390-5445▲** | 61.44 | 53.73 | 49.95 | 44.97 |
| 18 | 10 | **390-5421▲** | 61.44 | 53.73 | 49.71 | 44.76 |
| 20 | 14 | **390-5408▲** | 135.39 | 118.47 | 80.57 | – – |
| 20 | 17 | **390-5380▲** | 141.09 | 123.45 | 84.00 | – – |

## CA-Bayonet Series MIL-C-5015

**Reverse Bayonet Lock**

Cannon
ITT Industries
Engineered for life

Derived from MIL-C-5015 but uses a positive, quick mating 3-point reverse bayonet lock coupling system.These connectors share the same shell dimensions and contact layouts as MIL-C-5015 threaded connectors but the series are not intermateable. Completely sealed to withstand moisture, condensation, vibration and flashover across a broad range of wire diameters.

- Allows mating and unmating with simple 120$^0$ rotation
- Eliminates cross threading
- Easier mating in cold conditions and confined spaces

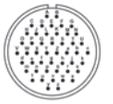

36-10 48 Contacts

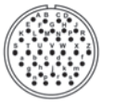

28-21 37 Contacts

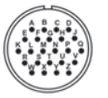

24-28 24 Contacts

20-29 17 Contacts

18-1 10 Contacts

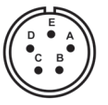

18-11 5 Contacts

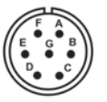

16S-1 7 Contacts

14S-5 5 contacts

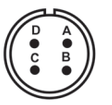

14S-2 4 Contacts

10SL-3 3 Contacts

| **Specification** | Size 16 Contacts | Size 12 Contacts |
|---|---|---|
| Current Rating | 22A | 41A |
| Wire Range | 16 to 20 AWG | 12 to 14 AWG |
| Voltage Rating AC | 200V rms | |
| Voltage Rating DC | 250V | |
| Mating Cycles | 2000 | |
| Operating Temperature | -55$^0$C to125$^0$C | |
| **Materials** | | |
| Housing | Aluminium Alloy Olive Drab Chromate finish | |
| Contacts | Copper alloy,Gold plated | |
| Insulator | Neoprene | |

Mftrs. List No.

CA3106E36-10SB=390-5767
CA3106E36-10PB=390-5779
CA3106E28-21SB=390-5780
CA3106E28-21PB=390-5792
CA3106E24-28SB=390-5809
CA3106E24-28PB=390-5810
CA3106E20-29SB=390-5822
CA3106E20-29PB=390-5834
CA3106E18-1SB=390-5846
CA3106E18-1PB=390-5858
CA3106E18-11SB=390-5860
CA3106E18-11PB=390-5871
CA3106E16S-1SB=390-5883
CA3106E16S-1PB=390-5895
CA3106E14S-5SB=390-5901
CA3106E14S-5PB=390-5913
CA3106E14S-2SB=390-5925
CA3106E14S-2PB=390-5937
CA3106E10SL-3SB=390-5949
CA3106E10SL-3PB=390-5950
CA3102E36-10SB=390-5962
CA3102E36-10PB=390-5974
CA3102E28-21SB=390-5986
CA3102E28-21PB=390-5998
CA3102E24-28SB=390-6000
CA3102E24-28PB=390-6012
CA3102E20-29SB=390-6024
CA3102E20-29PB=390-6036
CA3102E18-1SB=390-6048
CA3102E18-1PB=390-6050
CA3102E18-11SB=390-6061
CA3102E18-11PB=390-6073
CA3102E16S-1SB=390-6085
CA3102E16S-1PB=390-6097
CA3102E14S-5SB=390-6103
CA3102E14S-5PB=390-6115
CA3102E14S-2SB=390-6127
CA3102E14S-2PB=390-6139
CA3102E10SL-3SB=390-6140
CA3102E10SL-3PB=390-6152

233518

| Shell Size | No. Contacts | Contact Size | Order Code | Price Each 1+ | 10+ | 25+ |
|---|---|---|---|---|---|---|
| **Straight Plug - 3106 - Socket Contacts** | | | | | | |
| 36 | 48 | 16 | **390-5767▲** | 242.22 | 211.77 | 195.90 |
| 28 | 37 | 16 | **390-5780▲** | 183.60 | 160.56 | 148.50 |
| 24 | 24 | 16 | **390-5809▲** | 80.25 | 70.17 | 64.92 |
| 20 | 17 | 16 | **390-5822▲** | 109.47 | 95.70 | 91.59 |
| 18 | 10 | 16 | **390-5846▲** | 87.39 | 76.41 | 70.68 |
| 18 | 5 | 12 | **390-5860▲** | 53.67 | 46.95 | 43.41 |
| 16 | 7 | 16 | **390-5883▲** | 71.13 | 62.16 | 57.51 |
| 14 | 5 | 16 | **390-5901▲** | 56.22 | 49.14 | 45.48 |
| 14 | 4 | 16 | **390-5925▲** | 53.67 | 46.95 | 43.41 |
| 10 | 3 | 16 | **390-5949▲** | 50.85 | 44.46 | 41.13 |
| **Straight Plug - 3106 - Pin Contacts** | | | | | | |
| 36 | 48 | 16 | **390-5779▲** | 203.64 | 178.05 | 164.70 |
| 28 | 37 | 16 | **390-5792▲** | 153.60 | 134.31 | 124.23 |
| 24 | 24 | 16 | **390-5810▲** | 127.41 | 111.42 | 106.33 |
| 20 | 17 | 16 | **390-5834▲** | 92.94 | 81.27 | 77.66 |
| 18 | 10 | 16 | **390-5858▲** | 75.63 | 66.12 | 61.17 |
| 18 | 5 | 12 | **390-5871▲** | 69.93 | 61.11 | 56.55 |
| 16 | 7 | 16 | **390-5895▲** | 66.00 | 57.69 | 53.37 |
| 14 | 5 | 16 | **390-5913▲** | 52.56 | 45.96 | 42.51 |
| 14 | 4 | 16 | **390-5937▲** | 50.64 | 44.28 | 40.95 |
| 10 | 3 | 16 | **390-5950▲** | 48.72 | 42.60 | 39.39 |
| **Panel Mount Receptacle -3102 - Socket Contacts** | | | | | | |
| 36 | 48 | 16 | **390-5962** | 171.66 | 150.09 | 138.84 |
| 28 | 37 | 16 | **390-5986▲** | 135.87 | 118.83 | 109.89 |
| 24 | 24 | 16 | **390-6000▲** | 99.54 | 87.03 | 80.49 |
| 20 | 17 | 16 | **390-6024▲** | 71.25 | 62.28 | 57.63 |
| 18 | 10 | 16 | **390-6048▲** | 50.82 | 44.43 | 41.10 |
| 18 | 5 | 12 | **390-6061▲** | 42.42 | 37.11 | 35.36 |
| 16 | 7 | 16 | **390-6085▲** | 39.24 | 34.29 | 31.74 |
| 14 | 5 | 16 | **390-6103▲** | 31.77 | 27.78 | 25.71 |
| 14 | 4 | 16 | **390-6127▲** | 29.25 | 25.56 | 23.64 |
| 10 | 3 | 16 | **390-6140▲** | 28.44 | 24.84 | 23.01 |
| **Panel Mount Receptacle -3102- Pin Contacts** | | | | | | |
| 36 | 48 | 16 | **390-5974** | 133.17 | 116.43 | 107.70 |
| 28 | 37 | 16 | **390-5998▲** | 105.87 | 92.58 | 85.62 |
| 24 | 24 | 16 | **390-6012▲** | 94.80 | 82.95 | 54.21 |
| 20 | 17 | 16 | **390-6036▲** | 54.66 | 47.79 | 44.22 |
| 18 | 10 | 16 | **390-6050▲** | 39.09 | 34.20 | 31.59 |
| 18 | 5 | 12 | **390-6073▲** | 33.30 | 29.13 | 26.91 |
| 16 | 7 | 16 | **390-6097▲** | 34.14 | 27.78 | 25.71 |
| 14 | 5 | 16 | **390-6115▲** | 28.11 | 24.57 | 22.74 |
| 14 | 4 | 16 | **390-6139▲** | 26.19 | 22.89 | 21.21 |
| 10 | 3 | 16 | **390-6152▲** | 26.19 | 22.89 | 21.21 |



Prices are in Singapore Dollars and exclusive of GST.
Due to the volatile nature of certain products,
prices are subject to change without notice.

## Heavy Duty Sealed Bayonet Coupling
## MIL-C-5015




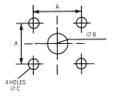

Panel cut-out

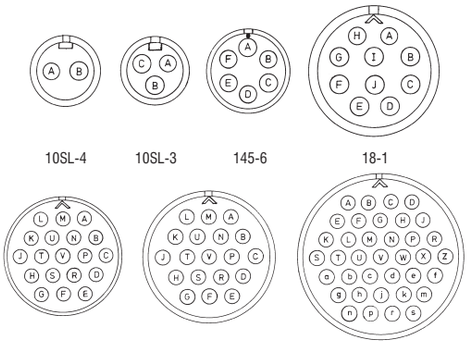


A range of industrial multipole connectors conforming to **MIL-C-5015** and manufactured to **BS9522-F0032** and **DEF STAN 59-35 Pattern 121B**. Easy grip shells and reverse bayonet locking.

When the connectors are fully loaded each contact will carry up to 10 amps at 350Vac/dc, making this range suitable for mains harnesses for studio lighting, automotive and passenger transport applications.

The aluminium housings are cadmium plated with an olive colour chromate finish giving a high resistance to corrosion. A dynamic sealing ring and grommet provide protection against water ingress to **IP67**. Positive coupling is indicated by an audible snap and by visual alignment of three red dots on the receptacle and on the plug.

| | | | |
|---|---|---|---|
| Contact rating | | Housing | Aluminium alloy |
| Fully loaded | 10A @ 350V dc or ac peak | Contacts | Hard Silver over nickel plated Copper alloy |
| Isolated pins | 13A @ 350V dc or ac peak | Contact type | Solder bucket |
| Mating cycles | 500 | Insulator/grommet | Polychloroprene |
| Temperature range | -55°C to +125°C | Wire conductor diameter | 1.68mm to 2.77mm |

**Free Housings**

| No. of Ways | Insert Type | Overall Length | Coupling Diameter |
|---|---|---|---|
| 2 | 10SL-4 | 29.95 | 24.2 |
| 3 | 10SL-3 | 29.95 | 24.2 |
| 6 | 14S-6 | 29.95 | 30.6 |
| 10 | 18-1 | 42 | 37.3 |
| 19 | 20A48 | 42 | 40.7 |
| 19 | 22-14 | 42 | 44.2 |
| 37 | 28-21 | 42 | 54.5 |

Mftrs. List No. ABB06T xx ySN, where xx=insert type and y=P-pin or S-socket

**Note:** Free plugs only mate with panel sockets; Free sockets only mate with panel plugs

209365

| No. of Ways | Insert Type | Order Code | 1+ | 10+ | Price Each 25+ | 50+ | + |
|---|---|---|---|---|---|---|---|
| **Free Plug** - Pin Contacts | | | | | | | |
| 2 | 10SL-4P | **107-942▲** | 37.51 | 35.63 | 34.31 | – – | – – |
| 3 | 10SL-3P | **107-943▲** | 39.99 | 37.99 | 36.55 | – – | – – |
| 6 | 14S-6P | **107-944▲** | 44.99 | 42.74 | 40.60 | 38.57 | – – |
| 10 | 18-1P | **107-945▲** | 58.23 | 55.31 | 52.42 | 47.59 | – – |
| 19 | 20A48P | **107-946▲** | 84.37 | 80.15 | 76.87 | 69.09 | – – |
| 19 | 22-14P | **107-947** | 74.89 | 71.14 | 67.59 | 64.21 | – – |
| 37 | 28-21P | **107-948▲** | 105.03 | 99.78 | 94.79 | 90.05 | – – |
| **Free Socket** - Socket Contacts | | | | | | | |
| 2 | 10SL-4S | **107-949▲** | 38.96 | 37.02 | 35.17 | 33.40 | – – |
| 3 | 10SL-3S | **107-950▲** | 41.41 | 39.34 | 37.90 | – – | – – |
| 6 | 14S-6S | **107-951▲** | 51.34 | 46.97 | 45.21 | – – | – – |
| 10 | 18-1S | **107-952▲** | 71.08 | 69.50 | 65.81 | 59.10 | – – |
| 19 | 20A48S | **107-953▲** | 98.48 | 93.28 | 88.34 | 79.29 | – – |
| 19 | 22-14S | **107-954▲** | 91.35 | 86.78 | 82.45 | 79.88 | – – |
| 37 | 28-21S | **107-955▲** | 137.31 | 134.88 | 127.69 | 114.69 | – – |

**Panel Receptacles** - supplied with sealing gasket

| No. of Ways | Insert Type | Overall Length | Flange Width | Front Mounting Panel Cut-out Dimensions A | B (dia.) | C (dia.) |
|---|---|---|---|---|---|---|
| 2 | 10SL-4 | 29.5 | 25.7 | 18.2 | 16.13 | 3.4 |
| 3 | 10SL-3 | 29.5 | 25.7 | 18.2 | 16.13 | 3.4 |
| 6 | 14S-6 | 29.5 | 30.3 | 23.0 | 19.30 | 3.4 |
| 10 | 18-1 | 42 | 35.3 | 27.0 | 25.65 | 3.4 |
| 19 | 20A48 | 42 | 38.3 | 29.4 | 28.83 | 3.4 |
| 19 | 22-14 | 42 | 41.3 | 31.8 | 32.00 | 3.4 |
| 37 | 28-21 | 42 | 51.1 | 39.7 | 41.53 | 3.9 |

Mftrs. List No. ABBOOT xx ySN, where xx=insert type and y=P-pin or S-socket

| No. of Ways | Insert Type | Order Code | 1+ | 10+ | Price Each 25+ | 50+ | + |
|---|---|---|---|---|---|---|---|
| **Panel Plug** - Pin Contacts | | | | | | | |
| 2 | 10SL-4P | **107-956▲** | 29.16 | 27.70 | 26.31 | 25.00 | – – |
| 3 | 10SL-3P | **107-957▲** | 27.91 | 25.95 | – – | – – | – – |
| 6 | 14S-6P | **107-958▲** | 32.32 | 29.61 | 28.47 | – – | – – |
| 10 | 18-1P | **107-959▲** | 41.39 | 39.33 | 37.36 | 35.49 | – – |
| 19 | 22-14P | **107-961▲** | 53.95 | 51.25 | 48.68 | 46.50 | – – |
| 37 | 28-21P | **107-962▲** | 70.96 | – – | – – | – – | – – |
| **Panel Socket** - Socket Contacts | | | | | | | |
| 2 | 10SL-4S | **107-963▲** | 30.15 | 28.64 | 27.70 | – – | – – |
| 3 | 10SL-3S | **107-964▲** | 31.84 | 30.25 | 28.74 | 27.31 | – – |
| 6 | 14S-6S | **107-965▲** | 40.55 | 38.53 | 36.59 | 34.76 | – – |
| 10 | 18-1S | **107-966▲** | 49.59 | 47.11 | 44.76 | 42.52 | – – |
| 19 | 20A48S | **107-967▲** | 70.64 | 67.11 | 63.75 | 60.56 | – – |
| 37 | 28-21S | **107-969▲** | 109.23 | 103.77 | 98.58 | 93.65 | – – |

**Sealing Accessories**

| No. of Ways | Insert Type | Sealing Nut | Maximum Cable Diameter Cable Clamp and Right Angle Cable Clamp |
|---|---|---|---|
| 2 | 10SL-4 | 7.62 | 7.92 |
| 6 | 14S-6 | 10.21 | 11.10 |
| 10 | 18-1 | 14.99 | 15.87 |
| 19 | 20A48 | 17.93 | 20.62 |
| 19 | 22-14 | 21.46 | 20.62 |
| 37 | 28-21 | 30.23 | 23.80 |

Mftrs. List No. Sealing Nut = SBxxA, Cable Clamp = SBxxCCA
Right Angle Cable Clamp = SBxxSEC, where xx = insert type

209366

| No. of Ways | Insert Type | Order Code | 1+ | 10+ | Price Each 25+ | + | + |
|---|---|---|---|---|---|---|---|
| **Sealing Nut** | | | | | | | |
| 2 | 10SL-4 | **105-5459▲** | 24.37 | 23.44 | 21.80 | – – | – – |
| 3 | 10SL-3 | **105-5461▲** | 25.04 | 24.01 | 22.36 | – – | – – |
| 6 | 14S-6 | **105-5462▲** | 24.71 | 23.70 | 22.06 | – – | – – |
| 10 | 18-1 | **105-5463▲** | 28.83 | 27.59 | 25.71 | – – | – – |
| **Cable Clamp** | | | | | | | |
| 2 | 10SL-4 | **105-5464▲** | 59.49 | 57.22 | 54.10 | – – | – – |
| 3 | 10SL-3 | **105-5465▲** | 59.49 | 57.22 | 54.10 | – – | – – |
| 6 | 14S-6 | **105-5466▲** | 38.94 | 37.46 | 35.42 | – – | – – |
| 10 | 18-1 | **105-5467▲** | 40.98 | 39.41 | 37.26 | – – | – – |
| 19 | 20A48 | **105-5468▲** | 36.19 | 34.82 | 32.91 | – – | – – |
| 19 | 22-14 | **105-5469▲** | 41.65 | 40.08 | 37.87 | – – | – – |
| 37 | 28-21 | **105-5470▲** | 51.66 | 49.65 | 46.97 | – – | – – |
| **Right Angle Cable Clamp** | | | | | | | |
| 2 | 10SL-4 | **105-5472▲** | 59.36 | 57.08 | 54.00 | – – | – – |

## 'CM' Series Plastic Threaded Coupling
**MIL-C-5015-IP67**

HIRSCHMANN

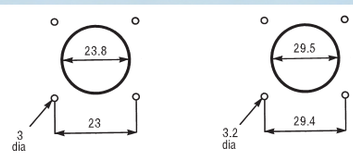


4 holes
Panel cut-out
3,4,5,6,6 + Earth

4 holes
Panel cut-out
7,8,14,17 way

Plastic screwlocking connectors conforming to **MIL-C-5015** size 14S and 20. Also connection of continuous action and proportional action valves to **DIN 43 563** (draft). A panel mount plug is also available with filter function to prevent EMC. Manufactured from cost effective impact-proof glass-fibre-reinforced plastic these connectors are sealed to **IP67**.

| | | |
|---|---|---|
| Current Rating | 10A | (3,4,5,6,6+ Earth, 8 way) |
| | 2A | (6+ Earth with filter) |
| | 5A | (14 way) |
| | 4A | (17 way) |
| Voltage Rating | 50V ac/dc | |
| Contact Resistance | ≥5mΩ | (3,4,5,6,6+ Earth) |
| | ≤4mΩ | (7,8,14,17 way) |
| Filters | 6 X 1nF | |
| Temperature Range | -40°C to +90°C | |
| Housing | Glass-fibre reinforced Polyamide/**UL94V-1** | |
| Contact bearer | Glass-fibre reinforced Polyamide/**UL94V-1** | |
| Contacts | Copper alloySilver plated | |
| Protection | **IP67** (DIN 40 050) | |
| Wire conductor size | 1mm²/20AWG | (3,4,5,6,6+ Earth) |
| | 1.5mm²/16AWG | (8,14,17 way) |
| Cable Gland | PG11/Cable = 8-10mm | (3,4,5,6,6+ Earth) |
| | PG16/Cable = 12-14mm | (7,14,17 way) |
| | PG13.5/Cable = 10-12mm | (8 way) |
| Termination | Solder | |



● Compliant
◄ Non-compliant
++ Limited stock - RoHS replacement available

RoHS



C = CYAN M = Magenta Y = Yellow B = Black/SING

209099

| No. of Ways | Insert Type | Mftrs. List No. | Order Code | Price Each 1+ | 10+ | 25+ | 50+ | + |
|---|---|---|---|---|---|---|---|---|
| **Free Socket** | | | | | | | | |
| 4 | 14S-2 | CM06EA14S-2S. | **494-732** | 30.22 | 26.58 | 24.44 | 21.14 | – – |
| 4 | 14S-2 | CM06EA14S-2S | **117-6397●** | 30.22 | 26.58 | 24.44 | 21.14 | – – |
| 5 | 14S-5 | CM06EA14S-5S. | **494-744** | 30.22 | 26.58 | 24.44 | 21.14 | – – |
| 5 | 14S-5 | CM06EA14S-5S | **117-6399●** | 30.22 | 26.58 | 24.44 | 21.14 | – – |
| 6 | 14S-6 | CM06EA14S-6S. | **494-756** | 33.35 | 29.31 | 27.00 | 23.34 | – – |
| 6 | 14S-6 | CM06EA14S-6S | **117-6400●** | 33.35 | 29.31 | 27.00 | 23.34 | – – |
| | 14S-61 | CM06EA14S-61S | **117-6401●** | 33.99 | 29.86 | 27.49 | 23.77 | – – |
| 6+Earth | 14S-61 | CM06EA14S-61S. | **494-768** | 33.99 | 29.86 | 27.49 | 23.77 | – – |
| 8 | 20-7 | CM06EA20-7S | **494-781●** | 41.02 | 36.11 | 33.26 | 28.70 | – – |
| 14 | 20-27 | CM06EA20-27S | **494-793●** | 55.62 | 48.95 | 45.00 | 38.91 | – – |
| 17 | 20-29 | CM06EA20-29S | **494-800●** | 64.63 | 56.85 | 52.36 | 45.26 | – – |
| **Panel Plug** | | | | | | | | |
| 4 | 14S-2 | CM02E14S-2P | **494-823●** | 12.25 | 10.79 | 9.92 | 8.54 | – – |
| 5 | 14S-5 | CM02E14S-5P | **494-835●** | 9.91 | 8.72 | 8.04 | 6.94 | – – |
| 6 | 14S-6 | CM02E14S-6P | **494-847●** | 13.12 | 11.57 | 10.64 | 9.14 | – – |
| 6+Earth | 14S-61 | CM02E14S-61P | **494-859●** | 13.45 | 11.84 | 10.90 | 9.37 | – – |
| 8 | 20-7 | CM02E20-7P | **494-884●** | 14.36 | 12.65 | 11.65 | 10.08 | – – |
| 14 | 20-27 | CM02E20-27P | **494-896●** | 18.93 | 16.69 | 15.34 | 13.26 | – – |
| 17 | 20-29 | CM02E20-29P | **494-902●** | 24.38 | 21.43 | 19.72 | 17.05 | – – |
| **Protective Cap for Panel Plug** | | | | | | | | |
| 4,5,6,6+Earth | | CM02SD14S. | **494-914** | 11.05 | 9.61 | 8.84 | – – | – – |
| 4,5,6,6+Earth | | CM02SD14S | **117-6402●** | 11.05 | 9.61 | 8.84 | – – | – – |
| 7,8,14,17 | | CM02SD20 | **494-926●** | 15.08 | 13.10 | 12.12 | – – | – – |
| **Gasket for Panel Plugs** | | | | | | | | |
| Size 14 | | CM02D14S | NEW **758-5756** | 1.87 | 1.67 | 1.57 | 1.44 | – – |
| Size 20 | | CM02D20 | NEW **758-5764●** | 2.18 | 1.84 | 1.67 | 1.57 | – – |

## Heavy Duty Threaded Coupling MIL-C-5015

Amphenol

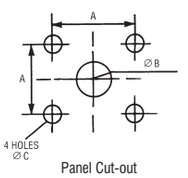


Panel Cut-out

10SL-3

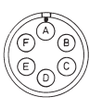

14S-6

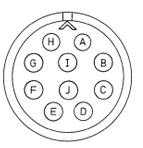

18-1

22-14

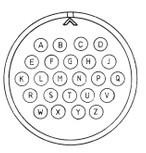

24-28

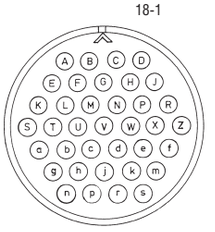

28-21

A range of industrial multipole connectors conforming to **MIL-C-5015** with single keyway polarisation.

The aluminium housings are cadmium plated with an olive colour chromate finish giving a high resistance to corrosion. Inserts are diallyl pthalate, providing high arc and insulation resistance under both humidity and thermal stress.

| | | | |
|---|---|---|---|
| Contact rating | 13A @ 700V dc or ac peak | Contacts | Silver plated Copper alloy |
| except 6 & 24 way | 13A @ 250V dc or ac peak | Insulator | Diallylpthalate |
| Dielectric voltage | 2000V ac (Insert 14S-6 1000V ac) | Wire conductor diameter | 0.8mm to 1.4mm |
| Mating cycles | 500 | | 22 to 16 AWG |
| Temperature range | -55°C to +125°C | | |
| Housing | Aluminium alloy | | |

**Free Housings**

| No. of Ways | Insert Type | Length | Coupling Diameter | Cable Clamp Maximum Wire Diameter |
|---|---|---|---|---|
| 3 | 10SL-3S | 34.93 | 22.23 | 7.92 |
| 6 | 14S-6 | 36.5 | 28.58 | 11.10 |
| 10 | 18-1 | 50.8 | 34.11 | 15.88 |
| 19 | 22-14 | 53.98 | 40.46 | 19.05 |
| 24 | 24-28 | 57.15 | 43.64 | 23.80 |
| 37 | 28-21 | 57.15 | 49.99 | 23.80 |

Mftrs. List No. 97-3106A-xx y, where xx=insert type and y=P-Pin or S-Socket

**Note:** Free plugs only mate with panel sockets
Free sockets only mate with panel plugs

208970

| No. of Ways | Insert Type | Order Code | Price Each 1+ | 10+ | 25+ | 50+ | + |
|---|---|---|---|---|---|---|---|
| **Free Plug** - Pin Contacts | | | | | | | |
| 6 | 14S-6P | **151-615▲** | 28.67 | 27.00 | 24.30 | 17.73 | – – |
| 10 | 18-1P | **151-616▲** | 34.98 | 32.97 | 30.12 | 21.69 | – – |
| 19 | 22-14P | **151-617▲** | 52.92 | 50.55 | 45.15 | 33.87 | – – |
| 24 | 24-28P | **151-618▲** | 62.49 | 59.46 | 53.28 | 39.06 | – – |
| 37 | 28-21P | **151-619▲** | 86.10 | 81.12 | 73.53 | 54.64 | – – |
| **Free Socket** - Socket Contacts | | | | | | | |
| 3 | 10SL-3SS | **151-620▲** | 25.21 | 23.55 | 21.51 | 16.05 | – – |
| 6 | 14S-6SS | **151-621▲** | 34.10 | 32.10 | 29.31 | 19.80 | – – |
| 10 | 18-1S | **151-622▲** | 41.37 | 37.26 | 32.01 | 23.40 | – – |
| 19 | 22-14SS | **151-623▲** | 60.90 | 57.39 | 51.93 | 37.65 | – – |
| 24 | 24-28S | **151-624▲** | 74.57 | 68.61 | 60.48 | 44.19 | – – |
| 37 | 28-21S | **151-625▲** | 93.06 | 87.72 | 79.41 | 57.99 | – – |
| **Cable Clamp and Bush** | | | | | | | |
| Fits 10SL-3 insert | 10SL-3 | **151-626** | 17.85 | 15.73 | 13.29 | 9.69 | – – |
| Fits 14S-6 insert | 14S-6 | **151-627▲** | 18.28 | 16.06 | 13.55 | 9.91 | – – |
| Fits 18-1 insert | 18-1 | **151-628▲** | 17.44 | 15.31 | 13.16 | 10.17 | – – |
| Fits 22-14 insert | 22-14 | **151-629▲** | 17.88 | 15.73 | 13.55 | 10.53 | – – |
| Fits 24-28 & 28-21 insert | 28-21 | **151-630▲** | 19.20 | 16.58 | 15.47 | 11.38 | – – |

| No. of Ways | Insert Type | Overall Length | Flange Width | Front Mounting Panel Cut-out Dimensions A | B (dia.) | C (dia.) |
|---|---|---|---|---|---|---|
| 3 | 10SL-3 | 24.21 | 25.4 | 18.24 | 20.62 | 3.25 |
| 6 | 14S-6 | 23.8 | 30.15 | 23.01 | 23.83 | 3.25 |
| 10 | 18-1 | 34.11 | 34.93 | 26.97 | 30.18 | 3.25 |
| 19 | 22-14 | 34.11 | 41.28 | 31.75 | 36.53 | 3.25 |
| 24 | 24-28 | 34.11 | 44.45 | 34.93 | 39.67 | 3.95 |
| 37 | 28-21 | 34.11 | 50.8 | 39.67 | 46.02 | 3.95 |

Mftrs. List No. 97-3102A-xx y, where xx=insert type and y=P-Pin or S-Socket

| No. of Ways | Insert Type | Order Code | Price Each 1+ | 10+ | 25+ | 50+ | + |
|---|---|---|---|---|---|---|---|
| **Panel Plug** - Pin Contacts | | | | | | | |
| 3 | 10SL-3P | **151-631▲** | 22.44 | 21.36 | 19.20 | 14.44 | – – |
| 6 | 14S-6P | **151-632▲** | 18.94 | 17.85 | 16.23 | 11.73 | – – |
| 10 | 18-1P | **151-633▲** | 31.14 | 29.52 | 26.85 | 19.29 | – – |
| 19 | 22-14P | **151-634▲** | 36.29 | 34.20 | 30.96 | 22.65 | – – |
| 24 | 24-28P | **151-635▲** | 45.43 | 42.87 | 38.79 | 28.35 | – – |
| 37 | 28-21P | **151-636▲** | 67.86 | 63.90 | 57.69 | 42.00 | – – |
| **Panel Socket** - Socket Contacts | | | | | | | |
| 6 | 14S-6S | **151-638▲** | 22.15 | 20.07 | 17.31 | 12.66 | – – |
| 10 | 18-1S | **151-639▲** | 30.30 | 28.56 | 25.86 | 18.78 | – – |
| 19 | 22-14S | **151-640▲** | 43.90 | 41.31 | 37.32 | 27.33 | – – |
| 24 | 28-21S | **151-641▲** | 61.87 | 55.80 | 48.00 | 35.07 | – – |
| 37 | 28-21S | **151-642▲** | 85.52 | 77.88 | 67.80 | 49.59 | – – |

## Heavy Duty Threaded Coupling MIL-C-5015

Amphenol



10SL-3

14S-2

14S-5

14S-6

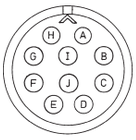

18-1

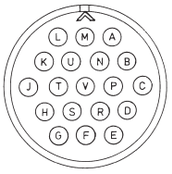

22-14



28-21

- Sealed neoprene inserts
- Silver plated solder bucket contacts
- High corrosion resistant housing
- Uses 97 Series accessories, cable clamps and dust caps
- 13 amp or 23 amp rated contacts, 250 or 700V dc rated inserts
- 2 to 37 way pin or socket contacts in either half
- Department of Transport specified and approved

| | |
|---|---|
| Contact rating | 13A @ 700V dc or ac peak |
| except 4,5 & 6 way | 13A @ 700V dc or ac peak |
| Dielectric withstand voltage | 2800V ac (Insert 14S-4, 5 & 6 1400V ac) |
| Temperature range | -55°C to +125°C |
| Housing | Aluminium alloy |



Prices are in Singapore Dollars and exclusive of GST.
Due to the volatile nature of certain products,
prices are subject to change without notice.

| | |
|---|---|
| Contacts | Silver platedCopper alloy |
| Termination | Solder bucket |
| Insulator | Neoprene |
| Wire conductor diameter | 0.8 - 1.4mm<br>22 - 16AWG |

**Free Plug and Socket Housings**

| No. of Ways | Insert Type | Length | Coupling Diameter | Cable Clamp Max. Wire Diameter |
|---|---|---|---|---|
| 3 | 10SL3 | 38.18 | 24.02 | 7.92 |
| 4, 5 & 6 | 14S2 | 38.18 | 28.52 | 11.10 |
| 10 | 18-1 | 50.11 | 33.86 | 15.88 |
| 19 | 22-14 | 50.11 | 40.34 | 19.05 |
| 37 | 28-21 | 56.5 | 49.99 | 23.80 |

**Note:** Free plugs only mate with panel sockets/Free sockets only mate with panel plugs

| No. of Ways | Insert Type | Mftrs. List No. | Order Code | Price Each 1+ | 10+ | 25+ | 50+ | + |
|---|---|---|---|---|---|---|---|---|
| **Free Plug** - Pin Contacts | | | | | | | | |
| 3 | 10SL3 | MS3106A-10SL3P | **617-039▲** | 22.09 | 19.98 | 19.47 | 13.26 | – – |
| 4 | 14S2 | MS3106A-14S2P | **617-040▲** | 35.85 | 33.69 | 30.33 | 22.11 | – – |
| 5 | 14S5 | MS3106A-14S5P | **617-052▲** | 24.71 | 23.22 | 20.91 | 15.27 | – – |
| 6 | 14S6 | MS3106A-14S6P | **617-064▲** | 25.08 | 24.03 | 22.47 | 16.23 | – – |
| 10 | 18-1 | MS3106A-18-1P | **617-076▲** | 33.42 | 31.56 | 27.54 | 19.26 | – – |
| 19 | 22-14 | MS3106A-22-14P | **617-088▲** | 52.79 | 48.36 | 46.05 | 35.40 | – – |
| 37 | 28-21 | MS3106A-28-21P | **617-090▲** | 72.24 | 67.59 | 60.90 | 49.50 | – – |
| **Free Socket** - Socket Contacts | | | | | | | | |
| 2 | 10SL4 | MS3106A-10SL4S | **633-835** | 20.03 | 17.67 | 15.60 | 14.16 | – – |
| 3 | 10SL3 | MS3106A-10SL3S | **617-106▲** | 24.59 | 22.08 | 21.63 | 16.80 | – – |
| 4 | 14S2 | MS3106A-14S2S | **617-118▲** | 29.17 | 27.42 | 24.72 | 18.03 | – – |
| 5 | 14S5 | MS3106A-14S5S | **617-120▲** | 29.30 | 27.51 | 24.78 | 18.09 | – – |
| 6 | 14S6 | MS3106A-14S6S | **617-131▲** | 33.54 | 30.42 | 26.94 | 16.63 | – – |
| 10 | 18-1 | MS3106A-18-1S | **617-143▲** | 43.40 | 37.68 | 34.38 | 23.76 | – – |
| 19 | 22-14 | MS3106A-22-14S | **617-155▲** | 63.68 | 58.50 | 57.78 | 37.11 | – – |
| 37 | 28-21 | MS3106A-28-21S | **617-167▲** | 96.48 | 88.65 | 85.62 | 69.77 | – – |
| **Cable Clamp and Bush** | | | | | | | | |
| Fits | 10SL-3 | 97-3057-1004-1 | **151-626** | 17.85 | 15.73 | 13.29 | 9.69 | – – |
| Fits | 14S-6 | 97-3057-1007-1 | **151-627▲** | 18.28 | 16.06 | 13.55 | 9.91 | – – |
| Fits | 18-1 | 97-3057-1010-1 | **151-628▲** | 17.44 | 15.31 | 13.16 | 10.17 | – – |
| Fits | 22-14 | 97-3057-1012-1 | **151-629▲** | 17.88 | 15.73 | 13.55 | 10.53 | – – |
| Fits | 28-21 | 97-3057-1016-1 | **151-630▲** | 19.20 | 16.58 | 15.47 | 11.38 | – – |

**Flange Receptacles - Pin or Socket Contacts**

| No. of Ways | Insert Type | Overall Length | Flange Width (nom) | Front Mounting Panel Cut-out Dimensions A (nom) | B (dia.) | C (dia.) |
|---|---|---|---|---|---|---|
| 3 | 10SL3 | 29.56 | 25.4 | 18.26 | 20.62 | 3.15 |
| 4, 5 & 6 | 14S2 | 29.56 | 30.18 | 23.01 | 23.83 | 3.15 |
| 10 | 18-1 | 40.69 | 34.93 | 26.97 | 30.18 | 3.15 |
| 19 | 22-14 | 40.69 | 41.28 | 31.75 | 36.53 | 3.15 |
| 37 | 28-21 | 40.67 | 50.8 | 39.67 | 46.02 | 3.84 |

**Note:** Flange mounting gasket to be used to give **IP67** panel sealing

209135

| No. of Ways | Insert Type | Mftrs. List No. | Order Code | Price Each 1+ | 10+ | 25+ | 50+ | + |
|---|---|---|---|---|---|---|---|---|
| **Flange Receptacle** - Pin Contacts | | | | | | | | |
| 2 | 10SL4P | MS3102A-10SL4P | **634-610▲** | 13.14 | 11.58 | 10.23 | 9.30 | – – |
| 3 | 10SL3P | MS3102A-10SL3P | **617-179▲** | 16.60 | 15.75 | 15.30 | 10.14 | – – |
| 4 | 14S2P | MS3102A-14S2P | **617-180▲** | 18.03 | 16.89 | 15.12 | 10.77 | – – |
| 5 | 14S5P | MS3102A-14S5P | **617-192▲** | 32.65 | 30.72 | 27.64 | 20.19 | – – |
| 6 | 14S6P | MS3102A-14S6P | **617-209▲** | 18.03 | 16.23 | 15.09 | 10.62 | – – |
| 10 | 18-1P | MS3102A-18-1P | **617-210▲** | 25.08 | 22.77 | 21.33 | 16.08 | – – |
| 19 | 22-14P | MS3102A-22-14P | **617-222▲** | 35.54 | 33.06 | 32.70 | 21.78 | – – |
| 37 | 28-21P | MS3102A-28-21P | **617-234▲** | 76.98 | 69.27 | 54.75 | 38.79 | – – |
| **Flange Receptacle** - Socket Contacts | | | | | | | | |
| 3 | 10SL3S | MS3102A-10SL3S | **617-246▲** | 18.13 | 16.53 | 16.32 | 12.63 | – – |
| 4 | 14S2S | MS3102A-14S2S | **617-258▲** | 23.09 | 21.72 | 19.53 | 14.25 | – – |
| 5 | 14S5S | MS3102A-14S5S | **617-260▲** | 23.62 | 22.20 | 19.98 | 14.61 | – – |
| 6 | 14S6S | MS3102A-14S6S | **617-271▲** | 21.72 | 19.20 | 18.30 | 13.11 | – – |
| 10 | 18-1S | MS3102A-18-1S | **617-283▲** | 29.64 | 26.82 | 23.91 | 17.46 | – – |
| 19 | 22-14S | MS3102A-22-14S | **617-295▲** | 42.93 | 39.93 | 39.33 | 23.70 | – – |
| 37 | 28-21S | MS3102A-28-21S | **617-301▲** | 94.50 | 85.05 | 77.19 | 47.67 | – – |
| **Flange Mounting Gasket** | | | | | | | | |
| Fits 10SL flange | | 62GB-760-10 | **617-313●** | 1.17 | 0.94 | 0.81 | 0.65 | – – |
| Fits 14S flange | | 62GB-760-14 | **617-325●** | 3.51 | 2.83 | 2.44 | 1.95 | – – |
| Fits 18 flange | | 62GB-760-18 | **617-337●** | 3.64 | 2.89 | 2.47 | 1.98 | – – |
| Fits 22 flange | | 62GB-760-22 | **617-349●** | 4.39 | 3.51 | 3.02 | 2.44 | – – |

## Cable and Panel Mounting Plugs and Sockets

**Low Halogen Construction**

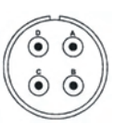

4 Way, 8AWG

6 Way, 16AWG

10 Way, 16AWG

13 Way, 12AWG

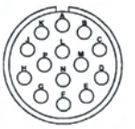

14 Way, 16AWG

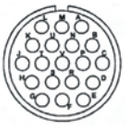

19 Way, 16AWG

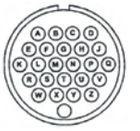

25 Way, 16AWG

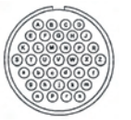

37 Way, 16AWG

- Ideal for heavy industrial applications and harsh environments particularly where low smoke emission is important
- Based on the MS series of connectors conforming to the **MIL-C-5015** specification
- Interchangeable with all corresponding MS bayonet types
- The pin and socket arrangement is designed to suit applications involving heavy vibration
- Both power and communication signals can be accommodated within the same shell
- **IP67** rated
- Complies with requirements of **BS9522, F0032** and **VG 95234**
- Low halogen mouldings meet requirements of the French **NF F 16-101** and **BS6853** specifications
- Unaffected by contaminants

| | | | |
|---|---|---|---|
| Voltage rating | 350V | Operating temperature | -55°C to +125°C |
| Current rating | 8AWG,46A<br>12AWG,23A<br>16AWG,13A | Mating cycles<br>Vibration | Min.500<br>5 to 5000Hz long endurance<br>30 hour test |
| Shell MAterial | Aluminium alloy | Shock | 75g |
| Insulator MAterial | low halogen rubber | Acceleration | 50g |

227275

| No. of Contacts | Planform | Order Code | Price Each 1+ | 10+ | 50+ |
|---|---|---|---|---|---|
| **Cable Mounting Sockets** | | | | | |
| 4 | 24-22 | **313-3692** | 77.04 | 68.57 | 64.59 |
| 6 | 18-12 | **313-3655▲** | 71.94 | 63.75 | 59.58 |
| 10 | 18-19 | **313-3643▲** | 71.94 | 63.75 | 59.58 |
| 13 | 32-A13 | **313-3680** | 101.28 | 90.01 | 82.46 |
| 14 | 22-19 | **313-3710▲** | 75.79 | 66.41 | 63.30 |
| 19 | 22-14 | **313-3631▲** | 75.79 | 66.99 | 63.30 |
| 37 | 28-27 | **313-3620▲** | 89.24 | 79.25 | 73.09 |
| **Panel Mounting Plugs** | | | | | |
| 4 | 24-22 | **313-3588▲** | 59.10 | 52.19 | 48.25 |
| 6 | 18-12 | **313-3540▲** | 59.10 | 52.19 | 49.24 |
| 10 | 18-19 | **313-3539▲** | 59.10 | 52.19 | 49.24 |
| 14 | 22-19 | **313-3606** | 59.10 | 52.19 | 48.25 |
| 19 | 22-14 | **313-3527▲** | 59.10 | 52.19 | 49.24 |
| 37 | 28-21 | **313-3515▲** | 60.35 | 53.25 | 51.01 |

## Contacts

- For use with cable mounting sockets and panel mounting plugs above
- Gold plated crimp contacts in 16, 12, and 8 AWG

227279

| Contact Size (AWG) | Wire Size (AWG) | Order Code | Price Each 10+ | 100+ | 500+ |
|---|---|---|---|---|---|
| **Pin Contacts** | | | | | |
| 16 | 16 | **313-4090▲** | 1.16 | 1.03 | 0.96 |
| 16 | 20 | **313-4088▲** | 1.16 | 1.03 | 0.96 |
| 12 | 12 | **313-4120** | 2.18 | 1.93 | 1.77 |
| 12 | 16 | **313-4118** | 2.18 | 1.93 | 1.77 |
| 8 | 8 | **313-4155** | 5.21 | 4.88 | 4.26 |
| **Socket Contacts** | | | | | |
| 16 | 16 | **313-4209▲** | 2.44 | 2.15 | 1.96 |
| 16 | 20 | **313-4192▲** | 2.44 | 2.28 | – – |
| 12 | 16 | **313-4295** | 5.84 | 5.17 | 4.85 |
| 8 | 8 | **313-4260▲** | 10.11 | 8.99 | 8.51 |

## Tooling

- Complete tool range for Low Halogen Construction connectors
- Size 12 and 16 crimp tool with insertion and extraction tools
- Size 8 crimp tool is hydraulic
- Size 8 contacts do not require insertion or extraction tools

230351

| Description | Mftrs. List No. | Order Code | Price Each 1+ |
|---|---|---|---|
| **Crimp Tools** | | | |
| Size 12 and 16 contacts | AF8 | **890-376** | 785.85 |
| Size 8 contacts | D51 | **358-5633** | 1,326.83 |
| **Die Sets** | | | |
| Size 12 and 16 contacts | TH592 | **358-5621** | 287.70 |
| Size 8 contacts | MRP0925 | **358-5657** | 203.95 |
| **Insertion Tools** | | | |
| Size 16 contacts | DAK32 | **358-5669** | 179.55 |
| Size 12 contacts | DAK31 | **358-5670** | 179.55 |
| **Extraction Tools** | | | |
| Size 16 contacts | DRK32 | **358-5682** | 135.75 |
| Size 12 contacts | DRK152 | **358-5694** | 135.75 |



RoHS ● Compliant ▲ Non-compliant ‡ Limited stock - RoHS replacement available



C = CYAN M = Magenta Y = Yellow B = Black/SING

Farnell Page 344 Date: 17-08-06 time:23:22



## Rectangular Multipole

### EZ-Conn™ Connector System

molex

**1.5mm Pitch Plugs and Receptacles**



NEW

EZ-Conn offers the smallest pitch available for field-applied industrial sensor applicationsMolex's EZ-Conn system saves about 25 percent of PCB space compared to similar 2.00mm (.079") pitch versions. The EZ-Conn system includes IDT plugs and PCB receptacles from 3 to 32 circuits. EZ-Conn can be terminated in the field using standard pliers. This provides simplified application tooling and the ability to create "made-to-fit" harnesses on site.

- User friendly one-touch thumb latch
- 1.5mm (0.059") compact size pitch
- Low profiles
- Standard pliers can be used to terminate
- Enables low cost, easy field termination for "made -to-fit" harness lengths
- Provides space savings
- Straddle mount receptacle enables right-angled connection
- Offers positive mating retention

414110

| No. of Ways | Mftrs. List No. | Order Code | Price Each 1+ | 50+ | 100+ |
|---|---|---|---|---|---|
| **Plug** | | | | | |
| 3 Way, Red, 26-25 AWG | 559410319 | **965-4429●** | 6.41 | 5.66 | 5.14 |
| 4 Way, Red, 26-25 AWG | 559410419 | **965-4437●** | 7.06 | 6.31 | 5.66 |
| 3 Way, Clear, 28-27 AWG | 5000470370 | **965-4445●** | 7.00 | 6.25 | 5.60 |
| 4 Way, Clear, 28-27 AWG | 5000470400 | **965-4453●** | 12.43 | 11.03 | 9.93 |
| **Receptacle** | | | | | |
| 3 | 513900319 | **965-4461●** | 4.92 | 4.36 | 3.94 |
| 4 | 513900419 | **965-4470●** | 6.84 | 6.05 | 5.47 |
| 4x3 | 5000511270 | **965-4488●** | 8.07 | 7.16 | 6.48 |
| 4x4 | 5000511670 | **965-4496●** | 14.32 | 12.76 | 11.46 |
| 8x3 | 5000522470 | **965-4500●** | 21.26 | 18.91 | 16.99 |
| 8x4 | 5000523270 | **965-4518●** | 19.50 | 17.28 | 15.59 |
| **Receptacle - Straddle-mount** | | | | | |
| 4 | 513910419 | **965-4526●** | 9.31 | 8.27 | 7.45 |

### RITS Interconnection System

tyco / Electronics

NEW

RITS (Remote I/O Terminal System) connectors offer easy connection method as well as total cost reduction with higher electrical reliability without special skills to work, using Chisel Press Contact.This is the new wire termination technology which can be applied to many kinds of wire from solid to multi-stranded commonly used in FA industries. RITS has three major features: Chisel, Press and Retention. The chisel shaped contact pierces into the cable to secure a much larger contact area. The press function keeps the contact pressure for life. The retention mechanism retains the cable at higher retention force than IDC connectors. Connection is easy: Insert cable to a housing and pinch the housing with a generic tool such as pliers.

- Termination by generic tools
- Small 2mm pitch
- Two contact points structure assures high contact reliability
- Housing colours indicate applicable wire ranges

**Specifications**

| | | | |
|---|---|---|---|
| Current Rating | 3A | Insulation Outside Diameter - Red | 0.9 to 1.0mm |
| Voltage Rating | 32V | Insulation Outside Diameter - Yellow | 1 to 1.15mm |
| Insulation Outside Diameter - Orange | 0.9 to 0.6mm | Insulation Outside Diameter - Blue | 1.15 to 1.35mm |
| | | Insulation Outside Diameter - Green | 1.35 to 1.6mm |

418557

### Plugs

tyco / Electronics

NEW

418560

| Colour | No. of Ways | Mftrs. List No. | Order Code | Price Each 1+ | 50+ | 100+ |
|---|---|---|---|---|---|---|
| Orange | 3 | 3-1473562-3 | **107-7401●** | 3.52 | 3.19 | 2.86 |
| Yellow | 3 | 1473562-3 | **107-7392●** | 3.52 | 3.19 | 2.86 |
| Blue | 3 | 2-1473562-3 | **107-7394●** | 3.52 | 3.19 | 2.86 |
| Green | 3 | 4-1473562-3 | **107-7400●** | 3.52 | 3.19 | 2.86 |
| Orange | 4 | 3-1473562-4 | **107-7402●** | 3.74 | 3.42 | 3.06 |
| Red | 4 | 1-1473562-4 | **107-7395●** | 3.74 | 3.42 | 3.06 |
| Yellow | 4 | 1473562-4 | **970-1958●** | 3.91 | 3.58 | 3.22 |
| Blue | 4 | 2-1473562-4 | **970-1966●** | 3.91 | 3.58 | 3.22 |
| Green | 4 | 4-1473562-4 | **970-1974●** | 4.04 | 3.58 | 3.22 |
| Yellow | 5 | 1473562-5 | **107-7396●** | 3.97 | 3.65 | 3.26 |
| Orange | 6 | 3-1473562-6 | **107-7403●** | 4.20 | 3.84 | 3.45 |
| Yellow | 6 | 1473562-6 | **107-7397●** | 4.20 | 3.84 | 3.45 |
| Yellow | 8 | 1473562-8 | **107-7398●** | 5.05 | 4.56 | 4.10 |

### Sockets

tyco / Electronics

NEW

418563

| Colour | No. of Ways | Mftrs. List No. | Order Code | Price Each 1+ | 50+ | 100+ |
|---|---|---|---|---|---|---|
| Blue | 3 | 2-1746741-3 | **107-7404●** | 3.68 | 3.35 | 2.99 |
| Green | 3 | 4-1746741-3 | **107-7411●** | 3.68 | 3.35 | 2.99 |
| Red | 4 | 1-1746741-4 | **107-7407●** | 4.07 | 3.71 | 3.32 |
| Yellow | 4 | 1746741-4 | **107-7406●** | 4.07 | 3.71 | 3.32 |
| Blue | 4 | 2-1746741-4 | **107-7408●** | 4.07 | 3.71 | 3.32 |
| Green | 4 | 4-1746741-4 | **107-7412●** | 4.07 | 3.71 | 3.32 |
| Yellow | 6 | 1746741-6 | **107-7409●** | 4.30 | 3.91 | 3.52 |
| Yellow | 8 | 1746741-8 | **107-7410●** | 5.21 | 4.72 | 4.23 |

### PCB Sockets

tyco / Electronics



NEW

418564

| No. of Ways | Mftrs. List No. | Order Code | Price Each 1+ | 50+ | 100+ |
|---|---|---|---|---|---|
| **Single Row** | | | | | |
| 3 | 1473565-3 | **107-7413●** | 3.52 | 3.19 | 2.86 |
| 4 | 1473565-4 | **107-7414●** | 4.13 | 3.78 | 3.39 |
| 5 | 1473565-5 | **107-7415●** | 4.82 | 4.36 | 3.91 |
| 6 | 1473565-6 | **107-7416●** | 5.44 | 4.95 | 4.43 |
| 8 | 1473565-8 | **107-7418●** | 6.64 | 6.05 | 5.44 |
| **4 Row** | | | | | |
| 4 | 1473567-4 | **107-7419●** | 7.36 | 6.71 | 6.02 |

### Junction Box

tyco / Electronics



NEW

418565

| No. of Ways | Mftrs. List No. | Order Code | Price Each 1+ | 50+ | 100+ |
|---|---|---|---|---|---|
| 3 | 5-1473571-3 | **107-7420●** | 2.80 | 2.54 | 2.28 |
| 6 | 5-1473571-6 | **107-7421●** | 4.69 | 4.30 | 3.84 |

### Mini-Clamp Series

3M

**2mm Pitch, Wire-to-Wire and Wire-to-Board**

Mini Clamp Plugs

Mini Clamp Sockets



Prices are in Singapore Dollars and exclusive of GST.
Due to the volatile nature of certain products,
prices are subject to change without notice.

C = CYAN M = Magenta Y = Yellow B = Black/SING





Mini Clamp PCB Socket

- Uses IDC technology for reliable connection
- 4 way single wire or 4 x 4 way multi-block PCB socket options
- Polarisisng Tabs ensure correct mating
- Up to 70% saving on assembly time compared to crimp or screw technologies
- Sockets with Latch enable panel mounting
- Even quality connection
- Easy operation for system building
- Simple operation by general purpose pliers
- Colour coded
- **UL** Recognised

**Specifications**

| | | | |
|---|---|---|---|
| Current Rating | 3.0A | Operating Temperature | -20°C to +85°C |
| Voltage Rating | 32V | Wire Size | 22 to 20AWG |
| Insulation Resistance | 1MR @ 600V dc | Insulation Outside Diameter - Green | 1.0 to 1.2mm |
| Withstand Voltage | 1000V rms @ sea level | Insulation Outside Diameter - Blue | 1.2 to 1.6mm |
| | | Insulation Outside Diameter - Grey | 1.6 to 2.0mm |

366919

| Colour | Mftrs. List No. | Order Code | Price Each 1+ | 50+ | 100+ |
|---|---|---|---|---|---|
| **Mini Clamp - Plugs** | | | | | |
| Green | 37104-2124-000 FL 100 | **801-4213** | 5.76 | 5.13 | 4.61 |
| Blue | 37104-2165-000 FL 100 | **801-4221** | 5.85 | 5.19 | 4.67 |
| Grey | 37104-2206-000 FL 100 | **801-4230** | 5.92 | 5.26 | 4.74 |
| **Mini Clamp - Sockets** | | | | | |
| Green | 37304-2124-000 FL 100 | **801-4248** | 6.24 | 5.55 | 5.00 |
| Blue | 37304-2165-000 FL 100 | **801-4256** | 6.24 | 5.55 | 5.00 |
| Grey | 37304-2206-000 FL 100 | **801-4264** | 6.24 | 5.55 | 5.00 |
| Green with Latch | 37304-2124-0P0 FL 100 | **801-4272** | 6.24 | 5.55 | 5.00 |
| Blue with Latch | 37304-2165-0P0 FL 100 | **801-4280** | 6.24 | 5.55 | 5.00 |
| Grey with Latch | 37304-2206-0P0 FL 100 | **801-4299** | 6.24 | 5.55 | 5.00 |
| 4 Way, with Boardlock | 37204-62B3-004 SC | **801-4302** | 7.07 | 6.31 | 5.66 |
| 4 x 4 Way, no Boardlock | 37216-62M3-004 SC | **801-4310** | 10.79 | 9.60 | 8.62 |

## Link Connector

**2.54mm Pitch, Wire-to-Wire Hermaphroditic**

- Uses IDC termination for reliable connection
- Links network systems together by 'Tapping' into the cables
- 4 position single row, accomodates 18 AWG flat ribbon cable or discrete wire
- Simple operation by general purpose pliers
- Latching mechanism - secure location
- Meets CC Link Association specifications
- **UL** Recognised

| | | | |
|---|---|---|---|
| Current Rating | 5.0A | Withstand Voltage | 1000V for 1 Minute ( 382 Series) |
| Voltage Rating | 160V | Operating Temperature | -20°C to +70°C |
| Insulation Resistance | 1MR @ 500V dc | Wire Size | 2.54mm (0.1") Flat cable |
| Withstand Voltage | 1000V rms @ sea level | | |

366920

| Mftrs. List No. | Order Code | Price Each 1+ | 50+ | 100+ |
|---|---|---|---|---|
| **Wiremount Link connector** | | | | |
| 38104-0018-000 FL 100 | **801-4329** | 8.22 | 7.33 | 6.58 |
| **Boardmount Receptacle, Right Angle** | | | | |
| 38204-52S3-000PL | NEW **953-9352** | 8.33 | 7.39 | 6.67 |
| **Boardmount Receptacle, Straight** | | | | |
| 38204-62S3-000PL | NEW **953-9360** | 6.38 | 5.66 | 5.11 |

## JWPF Waterproof Connector



Compact waterproof wire to wire connector system

- Housing Lock for secure mating
- Double Leaf Contact Construction
- **IP67 Rating**

| | | | |
|---|---|---|---|
| Current Rating | 3.0A AC DC | Plating | Tin |
| Pitch | 2.0mm | Housing | Nylon |
| Voltage | 100V AC DC | Applicable Wire | AWG 26 to 22 |
| Contacts | Phosphor Bronze - Female | | OD 1.4mm to 1.74mm |
| | Brass - Male | Temperature Range | -25°C to +85°C |

231761

| No of Ways | Mftrs. List No. | Order Code | Price Each 5+ | 25+ | 50+ | 100+ | + |
|---|---|---|---|---|---|---|---|
| **Receptacle Housing Assembly** | | | | | | | |
| 2 | 02R-JWPF-VLSE-S | **384-9806** | 1.67 | 1.57 | 1.51 | 1.38 | – – |
| 3 | 03R-JWPF-VLSE-S | **384-9820** | 1.89 | 1.80 | 1.73 | 1.57 | – – |
| 4 | 04R-JWPF-VLSE-S | **384-9843** | 1.93 | 1.83 | 1.73 | 1.57 | – – |
| **Tab Housing Assembly** | | | | | | | |
| 2 | 02T-JWPF-VLSE-S | **384-9818** | 3.43 | 3.27 | 3.11 | 2.79 | – – |
| 3 | 03T-JWPF-VLSE-S | **384-9831** | 3.82 | 3.63 | 3.43 | 3.11 | – – |
| 4 | 04T-JWPF-VLSE-S | **384-9855** | 3.98 | 3.79 | 3.56 | 3.24 | – – |
| | | | Price Each 10+ | 100+ | 500+ | 1K+ | |
| **Contacts for JWPF** | | | | | | | |
| Socket | SWPR-001T-P025 | **384-9788** | 0.19 | 0.18 | 0.18 | 0.17 | |
| Tab | SWPT-001T-025 | **384-9790** | 0.16 | 0.15 | 0.15 | 0.14 | |
| | | | Price Each 1+ | | | | |
| Crimp Tool | WC-JWPF | **434-1430** | 533.44 | | | | |
| Extraction Tool | EJ-JWPF | **434-1442** | 417.78 | | | | |

## Sealed Connector System

**MX150L™ Series**

The MX150L sealed connector system is designed to meet the needs for a rugged, environmentally sealed connector system supporting both low-level signal applications and power applications up to 18A. With the MX150L connector, completing the application is as simple as crimping the appropriate terminal, poking it into place and plugging the housings together. There is no need for additional application of individual wire seals.

**Crimp terminals** Can be provided either on a strip or loose. A "long" version is available where a first-mate last-break terminal is required for hot plug applications.

- Enviornmentally sealed to **IP67** and USCAR-2, Rev. 3 standards
- Integrated mat wire seal
- Integrated interface seal
- Simple crimp and poke application
- Supports 22-18 and 16-14 AWG wire range

| | | | |
|---|---|---|---|
| Dielectric withstand voltage | 1500V ac | Contacts - Current Max. | |
| Insulation resistance | 1000MR | Operating temperature | -40°C to 125°C |
| Contacts - Voltage Max. | | | |

347336

| No. of - Ways | Wire Range AWG | Mftrs List No. | Order Code | Price Each 1+ | 50+ | 100+ | 500+ |
|---|---|---|---|---|---|---|---|
| **MX150L Plug** | | | | | | | |
| 2 | 22 - 18 | 0194190008 | **732-2836** | 10.42 | 9.28 | 8.17 | 7.19 |
| 2 | 16 - 14 | 0194190007 | **732-2828** | 10.42 | 9.31 | 8.16 | 7.18 |
| 4 | 22 - 18 | 0194190005 | **732-2852** | 9.47 | 8.43 | 7.42 | 6.54 |
| 4 | 16 - 14 | 0194190004 | **732-2844** | 9.47 | 8.46 | 7.41 | 6.53 |
| 6 | 22 - 18 | 0194190012 | **732-2879** | 11.49 | 10.22 | 9.02 | 7.94 |
| 6 | 16 - 14 | 0194190011 | **732-2860** | 11.49 | 10.22 | 9.02 | 7.94 |
| 8 | 16 - 14 | 0194190002 | **732-2895** | 11.49 | 10.22 | 9.02 | 7.94 |
| 8 | 22 - 18 | 0194190001 | **732-2887** | 11.51 | 10.28 | 9.01 | 7.93 |
| 10 | 22 - 18 | 0194190015 | **732-2917** | 15.14 | 13.44 | 11.88 | 10.45 |
| 10 | 16 - 14 | 0194190014 | **732-2909** | 15.14 | 13.53 | 11.85 | 10.43 |
| 12 | 22 - 18 | 0194190017 | **101-3190** | 15.75 | 13.44 | 11.26 | 10.84 |
| 12 | 16 - 14 | 0194190018 | **101-3192** | 15.75 | 13.44 | 11.26 | 10.84 |
| 16 | 22 - 18 | 0194190020 | **101-3193** | 18.62 | 15.88 | 13.28 | 12.79 |
| 16 | 16 - 14 | 0194190021 | **101-3194** | 18.62 | 15.88 | 13.28 | 12.79 |
| **MX150L Receptacle** | | | | | | | |
| 2 | 22 - 18 | 0194180008 | **732-2739** | 11.75 | 10.45 | 9.21 | 8.10 |
| 2 | 16 - 14 | 0194180007 | **732-2720** | 11.76 | 10.51 | 9.21 | 8.11 |
| 4 | 22 - 18 | 0194180005 | **732-2755** | 10.74 | 9.54 | 8.43 | 7.42 |
| 4 | 16 - 14 | 0194180004 | **732-2747** | 10.74 | 9.59 | 8.41 | 7.40 |
| 6 | 22 - 18 | 0194180011 | **732-2771** | 13.28 | 11.82 | 10.42 | 9.18 |
| 6 | 16 - 14 | 0194180010 | **732-2763** | 13.28 | 11.82 | 10.42 | 9.18 |
| 8 | 16 - 14 | 0194180002 | **732-2798** | 13.22 | 11.75 | 10.35 | 9.11 |
| 8 | 22 - 18 | 0194180001 | **732-2780** | 13.21 | 11.81 | 10.34 | 9.11 |
| 10 | 22 - 18 | 0194180014 | **732-2810** | 16.73 | 14.88 | 13.12 | 11.56 |
| 10 | 16 - 14 | 0194180013 | **732-2801** | 16.74 | 14.96 | 13.10 | 11.54 |
| 12 | 22 - 18 | 0194180026 | **101-3186** | 17.71 | 15.17 | 12.69 | 12.21 |
| 12 | 16 - 14 | 0194180027 | **101-3187** | 17.71 | 15.17 | 12.69 | 12.21 |
| 16 | 22 - 18 | 0194180029 | **101-3188** | 20.73 | 17.71 | 14.81 | 14.22 |
| 16 | 16 - 14 | 0194180030 | **101-3189** | 20.73 | 17.71 | 14.81 | 14.22 |
| **Terminal - Male** | | | | | Price Per Terminal | | |
| **Order Multiple=10** | | | | 10+ | 50+ | 100+ | 500+ |
| Strip | 22 - 18 | 0194170024 | **732-2674** | 0.23 | 0.20 | 0.16 | 0.16 |
| Strip | 16 - 14 | 0194170011 | **732-2666** | 0.23 | 0.20 | 0.16 | 0.16 |
| Loose | 22 - 18 | 0194170048 | **732-2690** | 0.26 | 0.23 | 0.20 | 0.18 |
| Loose | 16 - 14 | 0194170047 | **732-2682** | 0.23 | 0.20 | 0.18 | 0.15 |
| Loose, Long | 22 - 18 | 0194170052 | **732-2712** | 0.26 | 0.23 | 0.20 | 0.18 |
| Loose, Long | 16 - 14 | 0194170051 | **732-2704** | 0.26 | 0.23 | 0.20 | 0.18 |
| **Terminal - Female** | | | | | Price Per Terminal | | |
| **Order Multiple=10** | | | | 10+ | 50+ | 100+ | 500+ |
| Strip | 22 - 18 | 0194200002 | **732-2933** | 0.20 | 0.18 | 0.16 | 0.14 |
| Strip | 16 - 14 | 0194200001 | **732-2925** | 0.20 | 0.18 | 0.16 | 0.14 |
| Loose | 22 - 18 | 0194200010 | **732-2950** | 0.24 | 0.23 | 0.20 | 0.16 |
| Loose | 16 - 14 | 0194200009 | **732-2941** | 0.20 | 0.18 | 0.16 | 0.14 |
| **Hand tools** | | | | | Price Each | | |
| | | | | 1+ | | | |
| Extractor | | 638131500 | **732-2968** | 48.34 | | | |
| Crimper - Male Terminal | | 638114000 | **732-2984** | 740.75 | | | |
| Crimper - Female Terminal | | 638113900 | **732-2976** | 740.75 | | | |



● Compliant
◄ Non-compliant
‡ Limited stock - RoHS replacement available

RoHS



C = CYAN M = Magenta Y = Yellow B = Black/SING

## Sealed Connector System

**MX150L™ Series**
**Panel Mount Plugs and PCB Headers**

NEW

- Enviornmentally sealed to **IP67** when mated
- Integrated terminal position assurance (TPA)
- Field serviceable contact removal system
- Simple crimp and poke application
- Supports 22-18 and 16-14 AWG wire range
- Mates with 19418 series receptacles

414171

| No. of Ways | Mftrs List No. | Order Code | Price Each 1+ | 50+ | 100+ | 500+ |
|---|---|---|---|---|---|---|
| **Plug - Panel Mount** | | | | | | |
| 2 | 194290026 | **965-3708** | 3.26 | 2.93 | 2.64 | 2.57 |
| 4 | 194290025 | **965-3716** | 6.67 | 5.96 | 5.34 | 5.14 |
| 6 | 194290028 | **965-3724** | 4.30 | 3.84 | 3.42 | 3.32 |
| 8 | 194290029 | **965-3732** | 4.46 | 3.97 | 3.58 | 3.45 |
| 10 | 194290030 | **965-3740** | 5.11 | 4.52 | 4.07 | 3.94 |
| 12 | 194290031 | **965-3759** | 5.50 | 4.85 | 4.36 | 4.23 |
| 16 | 194290032 | **965-3767** | 5.76 | 5.11 | 4.56 | 4.43 |
| **Gasket for Plug** | | | | | | |
| 2 | 194270025 | **965-3635** | 0.85 | 0.75 | 0.65 | 0.62 |
| 4 | 194270024 | **965-3643** | 1.01 | 0.91 | 0.81 | 0.78 |
| 6 | 194270021 | **965-3651** | 1.01 | 0.91 | 0.81 | 0.78 |
| 8 | 194270022 | **965-3660** | 1.20 | 1.04 | 0.94 | 0.88 |
| 10 | 194270029 | **965-3678** | 1.20 | 1.04 | 0.94 | 0.88 |
| 12 | 194270030 | **965-3686** | 1.27 | 1.17 | 1.01 | 0.94 |
| 16 | 194270023 | **965-3694** | 1.27 | 1.17 | 1.01 | 0.94 |
| **PCB Header - Right Angle** | | | | | | |
| 2 | 194270094 | **965-3775** | 5.31 | 4.69 | 4.23 | 4.07 |
| 4 | 194270096 | **965-3783** | 6.67 | 5.96 | 5.34 | 5.14 |
| 6 | 194270097 | **965-3791** | 7.62 | 6.84 | 6.12 | 5.89 |
| 8 | 194270098 | **965-3805** | 8.66 | 7.71 | 6.93 | 6.67 |
| 10 | 194270099 | **965-3813** | 10.03 | 8.92 | 8.01 | 7.71 |
| 12 | 194270100 | **965-3821** | 11.39 | 10.12 | 9.11 | 8.76 |
| 16 | 194270101 | **965-3830** | 14.55 | 12.99 | 11.65 | 11.23 |
| **PCB Header, Vertical - Tall** | | | | | | |
| 2 | 194280007 | **965-3848** | 4.20 | 3.78 | 3.35 | 3.22 |
| 4 | 194280006 | **965-3856** | 5.60 | 4.92 | 4.43 | 4.30 |
| 6 | 194280004 | **965-3864** | 6.38 | 5.70 | 5.11 | 4.88 |
| 8 | 194280003 | **965-3872** | 7.29 | 6.51 | 5.83 | 5.63 |
| 10 | 194280005 | **965-3880** | 8.30 | 7.39 | 6.64 | 6.38 |
| 12 | 194280001 | **965-3899** | 9.60 | 8.50 | 7.62 | 7.36 |
| 16 | 194280002 | **965-3910** | 12.37 | 11.03 | 9.93 | 9.57 |
| **PCB Header, Vertical - Short** | | | | | | |
| 2 | 194280009 | **965-3929** | 4.10 | 3.65 | 3.26 | 3.16 |
| 4 | 194280011 | **965-3937** | 5.40 | 4.78 | 4.30 | 4.13 |
| 6 | 194280012 | **965-3945** | 6.18 | 5.57 | 4.92 | 4.75 |
| 8 | 194280013 | **965-3953** | 7.10 | 6.31 | 5.70 | 5.50 |
| 10 | 194280014 | **965-3961** | 8.14 | 7.19 | 6.51 | 6.25 |
| 12 | 194280015 | **965-3970** | 9.41 | 8.33 | 7.49 | 7.26 |
| 16 | 194280016 | **965-3988** | 12.11 | 10.81 | 9.70 | 9.34 |

## SM Connectors, 2.5mm Pitch

**Crimp Style Wire-to-Wire**




- Wire to wire connectors
- 2.5mm pitch
- High contact pressure
- All contacts are individually surrounded by housing walls
- Protection from deformation or mismatch
- Locking mechanism
- **CSA** approved
- **UL** Recognised

| | | | |
|---|---|---|---|
| Current rating | 3A AC, DC | Contact resistance | 10mΩ max |
| Voltage rating | 250V AC, DC | Temperature range | -25°C to +85°C |
| Withstanding voltage | 1.5kVac @ 1 min | Housing | White, Nylon 66, **UL94V-0** |
| Insulation resistance | 500MΩ min | Crimp contacts | Phosphor Bronze, Tin |

| Wire Size mm² | AWG | Insulation Dia. O.D. (mm) | Mftrs. List No. | Order Code |
|---|---|---|---|---|
| 0.08-0.33 | 22-28 | 1.2-1.8 | BYM-001T-P0.6 | 335-7661 |
| 0.08-0.33 | 22-28 | 1.2-1.8 | BHF-001T-0.8BS | 335-7673 |

Mftrs. List No.

| | | |
|---|---|---|
| SMP-02V-NC = 335-7685 | SMP-03V-NC = 335-7697 | SMP-04V-NC = 335-7703 |
| SMP-06V-NC = 335-7715 | SMP-02V-N = 335-7727 | SMR-03V-N = 335-7739 |
| SMR-04V-N = 335-7740 | SMR-06V-N = 335-7752 | BYM-001T-P0.6 = 335-7661 |
| BHF-001T-0.8BS = 335-7673 | WC-122 = 335-7958 | WC-121 = 335-7946 |

209317

| No. of Ways | Order Code | Price Each 5+ | 10+ | 50+ | 250+ | + |
|---|---|---|---|---|---|---|
| **Housing - Socket Contacts** | | | | | | |
| 2 | **335-7685** | 1.18 | 1.12 | 1.06 | 0.87 | – – |
| 3 | **335-7697** | 1.26 | 1.19 | 1.12 | 0.90 | – – |
| 4 | **335-7703** | 1.44 | 1.38 | 1.32 | 1.06 | – – |
| 6 | **335-7715** | 1.90 | 1.80 | 1.70 | 1.38 | – – |
| **Housing - Pin Contacts** | | | | | | |
| 2 | **335-7727** | 1.29 | 1.22 | 1.16 | 0.93 | – – |
| 3 | **335-7739** | 1.40 | 1.35 | 1.25 | 1.03 | – – |
| 4 | **335-7740** | 1.79 | 1.70 | 1.60 | 1.28 | – – |
| 6 | **335-7752** | 2.32 | 2.21 | 2.09 | 1.67 | – – |
| | | **10+** | **50+** | **100+** | **500+** | **+** |
| Pin Contacts | **335-7661** | 0.19 | 0.18 | 0.18 | 0.15 | – – |
| Socket Contacts | **335-7673** | 0.26 | 0.25 | 0.22 | 0.18 | – – |
| Crimp Tools | | **1+** | **5+** | | | |
| Pin Contact | **335-7946** | 508.57 | 478.44 | | | |
| Socket Contact | **335-7958** | 508.57 | 478.44 | | | |

## Micro-Fit 3.0 Crimp Power Connectors

- Max 5A
- 3.0mm grid spacing
- Positive latch prevents accidental disconnection
- Fully isolated contacts
- Polyester 94V-0 housings
- Single and Dual row configuration

| | | | |
|---|---|---|---|
| Maximum voltage | 250V ac | Dielectric strength | 1500V ac |
| Current rating | 5A/circuit | Terminals | Phosphor Bronze, Tin plated |
| Contact resistance | 10mΩ max | | |

209164

| | | |
|---|---|---|
| Mftrs. List No: | Free Receptacle = | 43025-XX00 |
| | Panel Mounting = | 43020-XX00, where XX = No of ways |
| | Inline Receptacle = | 43645-XX00 |
| | Inline Plugs - Panel Mount = | 43640-XX00 |
| | Inline Plugs - Free Hanging = | 43640-XX01 |

209152

| No. of Ways | Order Code | Price Each 10+ | 100+ | 250+ | 500+ | + |
|---|---|---|---|---|---|---|
| **Free Receptacle** - Accepts socket contacts - Dual Row | | | | | | |
| 2 | **672-889** | 0.72 | 0.56 | 0.50 | 0.38 | – – |
| 4 | **672-890** | 0.84 | 0.69 | 0.63 | 0.47 | – – |
| 6 | **672-907** | 1.00 | 0.87 | 0.84 | 0.75 | – – |
| 8 | **672-919** | 1.13 | 0.99 | 0.96 | 0.87 | – – |
| 10 | **672-920** | 1.34 | 1.14 | 1.11 | 0.99 | – – |
| 12 | **629-285** | 1.59 | 1.26 | 1.14 | 0.87 | – – |
| 14 | **629-297** | 1.87 | 1.47 | 1.35 | 1.02 | – – |
| 16 | NEW **996-1321** | 2.34 | 1.89 | 1.76 | 1.56 | – – |
| 18 | NEW **996-1330** | 2.67 | 2.25 | 2.12 | 1.79 | – – |
| 20 | **629-303** | 2.68 | 2.13 | 1.92 | 1.47 | – – |
| 22 | NEW **996-1348** | 3.61 | 2.83 | 2.54 | 2.25 | – – |
| 24 | **629-315** | 3.24 | 2.55 | 2.31 | 1.77 | – – |
| **Inline Receptacle** - Accepts socket contacts - Single Row | | | | | | |
| 2 | **307-6015** | 1.20 | 0.93 | 0.84 | 0.66 | – – |
| 3 | **307-6027** | 1.31 | 0.99 | 0.90 | 0.69 | – – |
| 4 | **307-6039** | 1.23 | 0.93 | 0.84 | 0.66 | – – |
| 6 | **307-6052** | 1.78 | 1.38 | 1.26 | 0.96 | – – |
| **Panel Mount Plug** - Accepts pin contacts - Dual Row | | | | | | |
| 2 | **672-932** | 0.72 | 0.56 | 0.50 | 0.38 | – – |
| 4 | **672-944** | 0.84 | 0.69 | 0.63 | 0.47 | – – |
| 6 | **672-956** | 1.00 | 0.87 | 0.84 | 0.75 | – – |
| 8 | **672-968** | 1.13 | 0.99 | 0.96 | 0.87 | – – |
| 10 | **672-970** | 1.34 | 1.14 | 1.11 | 0.99 | – – |
| 12 | **629-327** | 1.59 | 1.26 | 1.14 | 0.87 | – – |
| 14 | **634-694** | 1.87 | 1.47 | 1.35 | 1.02 | – – |
| 16 | NEW **996-1283** | 2.41 | 1.92 | 1.79 | 1.59 | – – |
| 18 | NEW **996-1305** | 2.73 | 2.28 | 2.15 | 1.82 | – – |
| 20 | **634-700** | 2.68 | 2.13 | 1.92 | 1.47 | – – |
| 22 | NEW **996-1313** | 3.71 | 2.86 | 2.60 | 2.28 | – – |
| 24 | **634-712** | 3.24 | 2.55 | 2.31 | 1.77 | – – |
| **Inline Plugs - Panel Mount** - Accepts pin contacts - Single Row | | | | | | |
| 2 | **307-6064** | 1.07 | 0.84 | 0.75 | 0.59 | – – |
| 3 | **307-6076** | 1.20 | 0.90 | 0.81 | 0.63 | – – |
| 6 | **307-6106** | 1.53 | 1.20 | 1.05 | 0.81 | – – |
| **Inline Plugs - Free Hanging** - Accepts pin contacts - Single Row | | | | | | |
| 2 | **307-6118** | 1.07 | 0.84 | 0.75 | 0.59 | – – |
| 3 | **307-6120** | 1.20 | 0.90 | 0.81 | 0.63 | – – |
| 4 | **307-6131** | 1.28 | 0.99 | 0.87 | 0.69 | – – |
| 5 | **307-6143** | 1.40 | 1.08 | 0.96 | 0.75 | – – |
| 6 | **307-6155** | 1.53 | 1.20 | 1.05 | 0.81 | – – |



Prices are in Singapore Dollars and exclusive of GST.
Due to the volatile nature of certain products, prices are subject to change without notice.

## Micro-Fit 3.0 43045 Straight and 90° Headers Dual Row
## 43650 90° Headers Single Row



Mftrs. List No. Straight header = 43045-XX12, 90° Header = 43045-XX00,

249744

| No. of Ways | Order Code | Price Each 10+ | 100+ | 250+ | 500+ | + |
|---|---|---|---|---|---|---|
| **Straight Header - Pin Contacts - Dual Row** | | | | | | |
| 2 | 672-981‡ | 1.56 | 1.35 | 1.29 | 1.14 | – – |
| 2 | 973-3000● | 1.86 | 1.18 | 0.95 | – – | – – |
| 4 | 672-993‡ | 2.18 | 1.71 | 1.56 | 1.20 | – – |
| 4 | 101-2247● | 2.58 | 1.63 | 1.30 | – – | – – |
| 6 | 673-006‡ | 2.75 | 2.37 | 2.28 | 2.04 | – – |
| 6 | 101-2248● | 3.27 | 2.07 | 1.64 | – – | – – |
| 8 | 673-018‡ | 3.34 | 2.61 | 2.40 | 1.83 | – – |
| 8 | 101-2249● | 3.97 | 2.51 | 1.99 | – – | – – |
| 10 | 673-020‡ | 3.93 | 3.09 | 2.82 | 2.16 | – – |
| 10 | 101-2250● | 4.66 | 2.94 | 2.34 | – – | – – |
| 12 | 634-724‡ | 4.49 | 3.54 | 3.21 | 2.46 | – – |
| 12 | 973-2950● | 5.33 | 3.36 | 2.68 | – – | – – |
| 14 | 634-736‡ | 5.09 | 3.99 | 3.66 | 2.79 | – – |
| 14 | 973-2969● | 6.05 | 3.82 | 3.04 | – – | – – |
| 16 | NEW 996-1356● | 6.38 | 5.11 | 4.69 | 4.17 | – – |
| 18 | NEW 996-1364● | 8.46 | 6.71 | 6.15 | 5.44 | – – |
| 20 | 634-748‡ | 7.08 | 5.55 | 5.04 | 3.87 | – – |
| 20 | 101-2243● | 8.41 | 5.31 | 4.22 | – – | – – |
| 22 | NEW 996-1372● | 8.79 | 7.06 | 6.48 | 5.79 | – – |
| 24 | 634-750‡ | 8.49 | 6.69 | 6.06 | 4.65 | – – |
| 24 | 101-2244● | 10.09 | 6.37 | 5.07 | – – | – – |
| **90° Header - Pin Contacts - Dual Row** | | | | | | |
| 2 | 673-031‡ | 1.90 | 1.50 | 1.38 | 1.05 | – – |
| 2 | 101-2251● | 2.27 | 1.43 | 1.14 | – – | – – |
| 4 | 673-043‡ | 2.62 | 2.07 | 1.86 | 1.44 | – – |
| 4 | 973-3019● | 2.97 | 1.87 | 1.49 | – – | – – |
| 6 | 673-055‡ | 3.31 | 2.97 | 2.82 | 2.49 | – – |
| 6 | 101-2252● | 3.94 | 2.49 | 1.98 | – – | – – |
| 8 | 673-067‡ | 4.06 | 3.18 | 2.91 | 2.22 | – – |
| 8 | 101-2254● | 4.81 | 3.04 | 2.42 | – – | – – |
| 10 | 673-079‡ | 4.74 | 3.72 | 3.39 | 2.58 | – – |
| 10 | 101-2255● | 5.63 | 3.55 | 2.83 | – – | – – |
| 12 | 634-761‡ | 5.43 | 4.26 | 3.90 | 2.97 | – – |
| 12 | 973-2977● | 6.47 | 4.08 | 3.25 | – – | – – |
| 14 | 634-773‡ | 6.15 | 4.83 | 4.41 | 3.36 | – – |
| 14 | 973-2985● | 7.30 | 4.60 | 3.66 | – – | – – |
| 16 | NEW 996-1380● | 7.39 | 5.89 | 5.44 | 4.78 | – – |
| 18 | NEW 996-1399● | 7.75 | 6.35 | 5.83 | 5.18 | – – |
| 20 | 634-785‡ | 8.55 | 6.75 | 6.12 | 4.68 | – – |
| 20 | 973-2993● | 10.18 | 6.43 | 5.11 | – – | – – |
| 22 | NEW 996-1402● | 8.43 | 7.00 | 6.71 | 5.99 | – – |
| 24 | 634-797‡ | 10.26 | 8.07 | 7.32 | 5.61 | – – |
| 24 | 101-2245● | 12.22 | 7.71 | 6.14 | – – | – – |
| 3 | 101-2231● | 6.05 | 3.82 | 3.03 | – – | – – |
| 4 | 101-2232● | 5.25 | 3.31 | 2.63 | – – | – – |

## Micro-Fit SMT Straight and 90° Headers
**Surface Mount - Dual Row**



SMD

NEW

Mftrs. List No. Straight Header = 43045xx18, 90° Header = 43045xx09, where xx =No. of ways

- Surface mount wire-to-board header
- Solder tabs provide retention to PCB
- Locking ramp for secure mating retention to a dual row receptacle (43025)
- Fully isolated terminals to protect contacts from damage
- Polarized to receptacle to prevent mismating

414422

| No. of Ways | Order Code | Price Each 1+ | 100+ | 250+ | 500+ | + |
|---|---|---|---|---|---|---|
| **Header - Vertical** | | | | | | |
| 3 | 996-3480● | 1.11 | 1.04 | 0.98 | 0.94 | – – |
| 2 | 996-1410● | 3.78 | 3.22 | 2.96 | 2.57 | – – |
| 4 | 996-1429● | 4.39 | 3.74 | 3.45 | 2.96 | – – |
| 6 | 996-1437● | 5.01 | 4.26 | 3.91 | 3.39 | – – |
| 8 | 996-1445● | 5.70 | 4.88 | 4.43 | 3.87 | – – |
| 10 | 996-1453● | 6.93 | 5.89 | 5.40 | 4.65 | – – |
| **Header - Vertical** | | | | | | |
| 12 | 996-1461● | 7.58 | 6.48 | 5.86 | 5.11 | – – |
| 14 | 996-1470● | 8.20 | 7.00 | 6.41 | 5.53 | – – |
| 16 | 996-1488● | 8.89 | 7.58 | 6.87 | 5.96 | – – |
| 18 | 996-1496● | 9.83 | 8.40 | 7.68 | 6.64 | – – |
| 20 | 996-1500● | 10.64 | 9.08 | 8.27 | 7.13 | – – |
| 22 | 996-1518● | 11.39 | 9.73 | 8.89 | 7.71 | – – |
| 24 | 996-1526● | 12.21 | 10.42 | 9.50 | 8.20 | – – |
| **Header - 90°** | | | | | | |
| 2 | 996-1534● | 4.07 | 3.45 | 3.16 | 2.70 | – – |
| 4 | 996-1542● | 4.43 | 3.78 | 3.48 | 2.99 | – – |
| 6 | 996-1550● | 5.31 | 4.52 | 4.13 | 3.58 | – – |
| 8 | 996-1569● | 6.64 | 5.66 | 5.18 | 4.46 | – – |
| 10 | 996-1577● | 6.74 | 5.73 | 5.24 | 4.52 | – – |
| 12 | 996-1585● | 8.17 | 6.97 | 6.38 | 5.50 | – – |
| 14 | 996-1593● | 8.98 | 7.68 | 6.97 | 6.02 | – – |
| 16 | 996-1607● | 9.76 | 8.30 | 7.62 | 6.58 | – – |
| 18 | 996-1615● | 11.10 | 9.50 | 8.63 | 7.45 | – – |
| 20 | 996-1623● | 12.08 | 10.32 | 9.37 | 8.10 | – – |
| 22 | 996-1631● | 11.26 | 9.63 | 8.79 | 7.62 | – – |
| 24 | 996-1640● | 13.96 | 11.95 | 10.87 | 9.37 | – – |

## Crimp Terminals for 'Micro-Fit 3.0'

Contacts phosphor bronze, tin plated

| | Wire Size (AWG) | Wire Size (mm) | Insulation Diameter (max) | Mftrs. List No. | Order Code |
|---|---|---|---|---|---|
| Pin | 20-24 | 0.2-0.5 | 1.65 | 43031-0007.. | 673-109 |
| Pin | 20-24 | 0.2-0.5 | 1.65 | 43031-0007 | 101-2256 |
| Pin | 26-30 | 0.05-0.12 | 1.52 | 43031-0010. | 673-110 |
| Pin | 26-30 | 0.05-0.12 | 1.52 | 43031-0010 | 973-3043 |
| Socket | 20-24 | 0.2-0.5 | 1.65 | 43030-0007.. | 673-080 |
| Socket | 20-24 | 0.2-0.5 | 1.65 | 43030-0007 | 973-3027 |
| Socket | 26-30 | 0.05-0.12 | 1.52 | 43030-0010. | 673-092 |
| Socket | 26-30 | 0.05-0.12 | 1.52 | 43030-0010 | 973-3035 |

209151

| 100 Per Pack | AWG | Order Code | Price Per Pack 1+ | 5+ | 10+ | 25+ |
|---|---|---|---|---|---|---|
| Pin | 20-24 | 673-109‡ | 25.71 | 18.78 | 15.48 | 12.72 |
| Pin | 20-24 | 101-2256● | 22.88 | 19.03 | 12.96 | – – |
| Pin | 26-30 | 673-110‡ | 25.71 | 18.78 | 15.48 | 12.72 |
| Pin | 26-30 | 973-3043● | 24.52 | 20.39 | 13.89 | – – |
| Socket | 20-24 | 673-080‡ | 30.63 | 18.78 | 15.48 | 12.81 |
| Socket | 20-24 | 973-3027● | 22.07 | 18.35 | 12.50 | – – |
| Socket | 26-30 | 673-092‡ | 30.63 | 18.78 | 15.48 | 12.72 |
| Socket | 26-30 | 973-3035● | 24.52 | 20.39 | 13.89 | – – |

## Tooling for Micro-Fit 3.0

- Full cycling parallel action ratchet crimp tool with manual release and contact retaining bar
- Supplied with full instructions

Mftrs. List No. 69008-0982=673-122, 69008-0983=673-134, 1103-0043=658-649

209163

| Terminal Size (AWG) | Order Code | Price Each 1+ |
|---|---|---|
| **Crimp Tool** | | |
| 20-24 | 673-122 | 437.55 |
| 26-30 | 673-134 | 433.26 |
| **Extraction Tool** | 658-649 | 67.37 |



● Compliant
◄ Non-compliant
‡ Limited stock - RoHS replacement available

RoHS



C = CYAN M = Magenta Y = Yellow B = Black/SING

## Standard 0.062" Series

**Plugs and Receptacles**


Receptacle


Plug

Contacts

- Housing may be used to accomodate either pin or socket contacts
- Fully polarised to prevent mismating
- Friction lock for secure mating
- Available in 2 through to 12 way
- Approvals:**CSA, & UL** Recognised

NEW

| | | | |
|---|---|---|---|
| Current | 5A | Colour | Natural |
| Rated voltage | 250V | Contact Material | Brass, with Tin finish |
| Temperature Range | -40°C to +105°C | Pitch | 3.68mm |
| Housing Material | PA Polyamide (Nylon 66), **UL94V-2** | | |

417801

| No. of Ways | Mftrs. List No. | Order Code | Price Each 5+ | 50+ | 100+ | 500+ |
|---|---|---|---|---|---|---|
| **Panel Mount Plugs - Accepts pin or socket contacts** | | | | | | |
| 2 | 3062024 | **107-9897●** | 0.57 | 0.54 | 0.50 | 0.40 |
| 3 | 3062033 | **107-9898●** | 0.61 | 0.57 | 0.54 | 0.44 |
| 4 | 3062041 | **107-9899●** | 0.75 | 0.64 | 0.60 | 0.50 |
| 6 | 3062062 | **107-9900●** | 1.17 | 1.11 | 1.07 | 0.98 |
| 9 | 3062091 | **107-9901●** | 1.27 | 1.17 | 1.11 | 1.01 |
| 12 | 3062121 | **107-9902●** | 1.50 | 1.33 | 1.20 | 1.17 |
| **Receptacle - Accepts pin or socket contacts** | | | | | | |
| 2 | 3061022 | **107-9891●** | 0.68 | 0.62 | 0.57 | 0.54 |
| 3 | 3061038 | **107-9892●** | 0.57 | 0.50 | 0.44 | 0.40 |
| 4 | 3061041 | **107-9893●** | 0.68 | 0.64 | 0.54 | 0.47 |
| 6 | 3061061 | **107-9894●** | 1.17 | 1.11 | 1.01 | 0.98 |
| 9 | 3061091 | **107-9895●** | 1.27 | 1.17 | 1.04 | 1.01 |
| 12 | 3061121 | **107-9896●** | 1.50 | 1.33 | 1.20 | 1.17 |
| | | | **10+** | **100+** | **500+** | **1K+** |
| **Pin Contacts** | | | | | | |
| 24-30AWG Pin Contact | 2062132 | **107-9903●** | 0.30 | 0.27 | 0.23 | 0.20 |
| 18-24AWG Pin Contact | 2062103 | **107-9887●** | 0.30 | 0.27 | 0.23 | 0.20 |
| **Socket Contacts** | | | | | | |
| 24-30AWG Socket Contact | 2061132 | **107-9904●** | 0.30 | 0.27 | 0.23 | 0.20 |
| 18-24AWG Socket Contact | 2061103 | **107-9889●** | 0.30 | 0.27 | 0.23 | 0.20 |
| **Tooling** | | | **1+** | | | |
| Crimp Tool, 24-30AWG | 690080958 | **107-9907** | 588.93 | | | |
| Crimp Tool, 18-24AWG | 690080952 | **107-9905** | 444.31 | | | |
| Insertion Tool | 11020001 | **107-9909** | 68.36 | | | |
| Extraction Tool | 11030002 | **107-9908** | 82.03 | | | |

## 'Mini-Fit Jr'. Crimp Power Connectors

- Max 9A

A range of high power and high density wire-to-wire, wire-to-panel and wire-to-board connectors. These dual row connectors are designed for power interconnection where space is at a premium. An audible click and polarisation ensure correct mating. **UL** recognised and **CSA** certified.

| | | | |
|---|---|---|---|
| Maximum voltage | 250V ac | 12 way | 6A |
| Current rating | | Dielectric strength | 1500V ac |
| 2 way | 9A | Contact resistance | 10mΩ max |
| 4/6 way | 8A | Housing | Clear nylon 6/6, **UL94V-2** |
| 8/10 way | 7A | Terminals | Brass, Tin plated |

208971

## 5557 Receptacle, 5559 Plug, 5569 R/A Header and 5566 Straight Header

**Single Row Row with Mounting Pegs**

- Peg-mounted for increased board retention
- Low profile for space constraints
- Positive housing locks
- Fully isolated terminals to protect contacts from damage

NEW

Mftrs. List No. Receptacle = 390114xx0, Plug = 39014xx6, Header = 39302xx5, R/A Header = 39303xx5, where xx=No. of ways

414411

| No. of Ways | Order Code | Price Each 1+ | 100+ | 250+ | 500+ | + |
|---|---|---|---|---|---|---|
| **Receptacle - Accepts Socket Contacts** | | | | | | |
| 3 | **996-3480●** | 1.11 | 1.04 | 0.98 | 0.94 | – – |
| 4 | **996-3499●** | 1.27 | 1.17 | 1.11 | 1.07 | – – |
| 5 | **996-3502●** | 1.33 | 1.20 | 1.17 | 1.14 | – – |
| **Plug - Accepts Pin Contacts** | | | | | | |
| 3 | **996-3510●** | 1.11 | 1.04 | 1.01 | 0.98 | – – |
| 4 | **996-3529●** | 1.20 | 1.14 | 1.11 | 1.07 | – – |
| 5 | **996-3537●** | 0.56 | 0.52 | 0.51 | 0.49 | – – |
| **90°Header - Pin Contacts** | | | | | | |
| 3 | **996-3545●** | 3.12 | 2.93 | 2.83 | 2.70 | – – |
| 4 | **996-3553●** | 1.56 | 1.46 | 1.40 | 1.37 | – – |
| 5 | **996-3561●** | 1.79 | 1.69 | 1.59 | 1.53 | – – |
| **Header - Pin Contacts** | | | | | | |
| 3 | **996-3570●** | 2.44 | 2.31 | 2.21 | 2.12 | – – |
| 4 | **996-3588●** | 2.12 | 1.95 | 1.89 | 1.82 | – – |
| 5 | **996-3596●** | 2.02 | 1.86 | 1.79 | 1.73 | – – |

## 5557 Free Receptacles and 5559 Panel Mount Plugs

Free Receptacle Panel Mount Plug

Mftrs. List No. Free Receptacle=39-01-2xx0, Panel Mount Plug=39-01-2xx1, where xx=No. of ways

208972

| No. of Ways | Order Code | Price Each 1+ | 100+ | 250+ | 500+ | + |
|---|---|---|---|---|---|---|
| **Free Receptacle - Accepts Socket Contacts** | | | | | | |
| 2 | **151-866●** | 0.53 | 0.41 | 0.36 | 0.28 | – – |
| 4 | **151-867●** | 0.67 | 0.51 | 0.44 | 0.34 | – – |
| 6 | **151-868●** | 0.81 | 0.59 | 0.52 | 0.40 | – – |
| 8 | **151-869●** | 0.89 | 0.69 | 0.60 | 0.46 | – – |
| 10 | **151-870●** | 1.02 | 0.78 | 0.66 | 0.52 | – – |
| 12 | **151-871●** | 1.14 | 0.84 | 0.75 | 0.57 | – – |
| 14 | NEW **996-3243●** | 0.81 | 0.75 | 0.72 | 0.65 | – – |
| 16 | **413-8399●** | 1.14 | 1.08 | 0.99 | 0.87 | – – |
| 18 | NEW **996-3251●** | 0.94 | 0.91 | 0.88 | 0.85 | – – |
| 20 | **413-8405●** | 1.23 | 1.14 | 1.02 | 0.90 | – – |
| 22 | NEW **996-3260●** | 1.46 | 1.40 | 1.20 | 1.11 | – – |
| 24 | **413-8417●** | 1.29 | 1.23 | 1.08 | 0.93 | – – |
| **Strain Relief - For Free Receptacles** | | | | | | |
| 4 | **307-5709●** | 3.18 | 3.08 | – – | – – | – – |
| 6 | **307-5710●** | 3.30 | 3.23 | – – | – – | – – |
| 8 | **307-5722●** | 3.45 | 3.38 | – – | – – | – – |
| **Panel Mount Plug - Accepts Pin Contacts** | | | | | | |
| 2 | **151-872●** | 0.63 | 0.47 | 0.41 | 0.32 | – – |
| 4 | **151-873●** | 0.82 | 0.56 | 0.49 | 0.38 | – – |
| 6 | **151-874●** | 1.01 | 0.84 | 0.75 | 0.59 | – – |
| 8 | **151-875●** | 1.02 | 0.93 | 0.84 | 0.66 | – – |
| 10 | **151-876●** | 1.13 | 1.08 | 0.96 | 0.81 | – – |
| 12 | **151-877●** | 1.28 | 1.14 | 1.05 | 0.87 | – – |
| 14 | NEW **996-3278●** | 1.07 | 1.01 | 0.98 | 0.94 | – – |
| 16 | **413-8429●** | 1.41 | 1.35 | 1.23 | 1.02 | – – |
| 18 | NEW **996-3286●** | 3.16 | 2.96 | 2.83 | 2.70 | – – |
| 20 | **413-8430●** | 2.97 | 2.82 | 2.52 | 2.16 | – – |
| 22 | NEW **996-3294●** | 4.04 | 3.87 | 3.52 | 3.16 | – – |
| 24 | **413-8442●** | 3.42 | 3.27 | 2.97 | 2.55 | – – |

## 5566 Straight Header and 5569 90° Header

90° header 151-886 Straight header 151-881

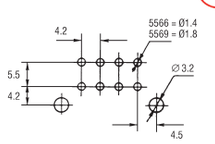

PCB drilling pattern
(omit mounting holes for straight header)

Mftrs. List No. Straight header=39-28-1xx3, 90° header=39-29-1xx8, where xx=No. of ways

208973

| No. of Ways | Order Code | Price Each 1+ | 100+ | 250+ | 500+ | + |
|---|---|---|---|---|---|---|
| **Straight Header - Pin Contacts** | | | | | | |
| 2 | **151-878‡** | 0.84 | 0.63 | 0.56 | 0.44 | – – |
| 2 | **973-2080●** | 1.00 | 0.84 | 0.56 | 0.41 | – – |
| 4 | **151-879‡** | 1.26 | 1.11 | 0.99 | 0.81 | – – |
| 4 | **973-2098●** | 1.48 | 1.25 | 0.82 | 0.61 | – – |
| 6 | **151-880‡** | 1.68 | 1.50 | 1.35 | 1.08 | – – |
| 6 | **973-2101●** | 1.97 | 1.66 | 1.09 | 0.81 | – – |
| 8 | **151-881‡** | 2.09 | 1.83 | 1.65 | 1.35 | – – |
| 8 | **973-2110●** | 2.45 | 2.06 | 1.34 | 1.00 | – – |
| 10 | **151-882‡** | 2.50 | 2.25 | 2.01 | 1.62 | – – |
| 10 | **973-2136●** | 2.94 | 2.48 | 1.60 | 1.20 | – – |
| 12 | **151-883‡** | 2.90 | 2.58 | 2.31 | 1.83 | – – |
| 12 | **973-2144●** | 3.41 | 2.87 | 1.86 | 1.39 | – – |
| 14 | NEW **996-3308●** | 2.51 | 2.38 | 2.25 | 2.15 | – – |
| 16 | **413-8454‡** | 3.06 | 2.91 | 2.61 | 2.25 | – – |
| 16 | **973-4244●** | 3.23 | 2.84 | 1.87 | 1.52 | – – |
| 18 | NEW **996-3316●** | 3.12 | 2.93 | 2.80 | 2.67 | – – |
| 20 | **413-8466‡** | 4.02 | 3.84 | 3.45 | 3.00 | – – |
| 20 | **973-4252●** | 3.94 | 3.46 | 2.28 | 1.85 | – – |



Prices are in Singapore Dollars and exclusive of GST.
Due to the volatile nature of certain products,
prices are subject to change without notice.

| No. of Ways | Order Code | Price Each 1+ | 100+ | 250+ | 500+ | + |
|---|---|---|---|---|---|---|
| **Straight Header - Pin Contacts** | | | | | | |
| 22 | NEW **996-3324**● | 4.72 | 4.52 | 4.07 | 3.74 | – – |
| 24 | **413-8478**‡ | 4.74 | 4.50 | 4.05 | 3.45 | – – |
| 24 | **973-4260**● | 5.01 | 4.41 | 2.90 | 2.35 | – – |
| **90° Header - Pin Contacts** | | | | | | |
| 2 | **151-884**‡ | 1.00 | 0.78 | 0.69 | 0.53 | – – |
| 2 | **101-2166**● | 1.18 | 1.00 | 0.66 | 0.48 | – – |
| 4 | **151-885**‡ | 1.62 | 1.44 | 1.26 | 1.05 | – – |
| 4 | **973-2152**● | 1.90 | 1.60 | 1.05 | 0.78 | – – |
| 6 | **151-886**‡ | 2.22 | 2.01 | 1.77 | 1.47 | – – |
| 6 | **101-2167**● | 2.61 | 2.20 | 1.42 | 1.07 | – – |
| 8 | **151-887**‡ | 2.84 | 2.49 | 2.25 | 1.80 | – – |
| 8 | **973-2160**● | 3.34 | 2.81 | 1.82 | 1.36 | – – |
| 10 | **151-888**‡ | 3.46 | 3.06 | 2.76 | 2.25 | – – |
| 10 | **973-2179**● | 4.07 | 3.43 | 2.22 | 1.66 | – – |
| 12 | **151-889**‡ | 4.06 | 3.63 | 3.24 | 2.61 | – – |
| 12 | **973-2187**● | 5.01 | 4.22 | 2.73 | 2.05 | – – |
| 14 | NEW **996-3332**● | 4.59 | 4.23 | 4.07 | 3.84 | – – |
| 16 | **413-8480**‡ | 4.68 | 4.47 | 4.02 | 3.42 | – – |
| 16 | **973-4279**● | 4.59 | 4.04 | 2.66 | 2.16 | – – |
| 18 | NEW **996-3340**● | 5.76 | 5.37 | 5.18 | 4.82 | – – |
| 20 | **413-8491**‡ | 5.01 | 4.77 | 4.32 | 3.69 | – – |
| 20 | **973-4287**● | 6.08 | 5.11 | 3.31 | 2.48 | – – |
| 22 | NEW **996-3359**● | 6.71 | 6.38 | 5.73 | 5.18 | – – |
| 24 | **413-8508**‡ | 5.55 | 5.28 | 4.74 | 4.05 | – – |
| 24 | **973-4295**● | 7.79 | 6.56 | 4.24 | 3.18 | – – |

## 5569 - 90° Header

**Double Row with Mounting Pegs**



- Peg-mounted for increased board retention
- Low profile for space constraints
- Positive housing locks
- Fully isolated terminals to protect contacts from damage
- Mates with : 5557 dual row receptacle

NEW

Mftrs. List No. 39301xx0, where xx=No. of ways

414404

| No. of Ways | Order Code | Price Each 1+ | 100+ | 250+ | 500+ | + |
|---|---|---|---|---|---|---|
| **90° Header - Pin Contacts** | | | | | | |
| 2 | **996-3367**● | 2.12 | 1.95 | 1.89 | 1.82 | – – |
| 4 | **996-3375**● | 3.45 | 3.19 | 3.09 | 2.96 | – – |
| 6 | **996-3383**● | 4.26 | 4.04 | 3.84 | 3.71 | – – |
| 8 | **996-3391**● | 5.21 | 4.88 | 4.65 | 4.49 | – – |
| 10 | **996-3405**● | 6.02 | 5.66 | 5.44 | 5.24 | – – |
| 12 | **996-3413**● | 6.90 | 6.51 | 6.25 | 5.96 | – – |
| 14 | **996-3421**● | 7.78 | 7.29 | 7.00 | 6.74 | – – |
| 16 | **996-3430**● | 3.91 | 3.65 | 3.52 | 3.39 | – – |
| 18 | **996-3448**● | 4.26 | 4.04 | 3.84 | 3.71 | – – |
| 20 | **996-3456**● | 5.83 | 5.50 | 5.27 | 5.08 | – – |
| 22 | **996-3464**● | 5.24 | 4.92 | 4.69 | 4.52 | – – |
| 24 | **996-3472**● | 5.70 | 5.37 | 5.14 | 4.98 | – – |

## Crimp Terminals for 'Mini-Fit Jr'

Contacts Brass, Tin plated

| | Wire Size (AWG) | Wire Size ($mm^2$) | Insulation Diameter (max) | Mftrs. List No. | Order Code |
|---|---|---|---|---|---|
| Pin | 16 | 1.29 | 1.8-3.1 | 39-00-0082. | 269-219 |
| Pin | 16 | 1.29 | 1.8-3.1 | 39-00-0082 | 973-2667 |
| Pin | 18-24 | 0.24-0.82 | 1.3-3.1 | 39-00-0041. | 151-891 |
| Pin | 18-24 | 0.24-0.82 | 1.3-3.1 | 39-00-0041 | 101-2168 |
| Socket | 16 | 1.29 | 1.8-3.1 | 39-00-0078. | 269-220 |
| Socket | 16 | 1.29 | 1.8-3.1 | 39-00-0078 | 973-2675 |
| Socket | 18-24 | 0.24-0.82 | 1.3-3.1 | 39-00-0039. | 151-890 |
| Socket | 18-24 | 0.24-0.82 | 1.3-3.1 | 39-00-0039 | 973-2195 |

208974

| **100 Per Pack** | AWG | Order Code | Price Per Pack 1+ | 5+ | 10+ | 25+ |
|---|---|---|---|---|---|---|
| Pin | 16 | **269-219**‡ | 45.30 | 40.32 | 33.60 | 30.24 |
| Pin | 16 | **973-2667**● | 27.81 | – – | – – | – – |
| Pin | 18-24 | **151-891**‡ | 39.81 | 34.95 | 29.46 | 26.58 |
| Pin | 18-24 | **101-2168**● | 20.79 | – – | – – | – – |
| Socket | 16 | **269-220**‡ | 45.30 | 40.32 | 33.60 | 30.24 |
| Socket | 16 | **973-2675**● | 24.72 | – – | – – | – – |
| Socket | 18-24 | **151-890**‡ | 39.03 | 34.23 | 28.32 | 24.12 |
| Socket | 18-24 | **973-2195**● | 17.59 | – – | – – | – – |

## Tooling for Mini-Fit Jr.

A full cycling parallel action ratchet crimp tool with manual release and a contact retaining bar. Suitable for crimping Mini-Fit Junior terminals, 5556 and 5558 16-28 AWG. Supplied with full instructions.

Mftrs. List No. 69008-0724=269-207, 11-03-0044(HT60630B)=525-080

208975

| | Order Code | Price Each 1+ |
|---|---|---|
| Crimp tool | **269-207** | 470.79 |
| Extraction tool | **525-080** | 67.37 |

## 0.093" Crimp Connectors

**Max 12A**

An industry standard connector for applications ranging from domestic appliance to computers. The connectors are moulded from **UL94V-2** rated nylon 6.6 material and consists of a plug and receptacle **each of which can be loaded with plug or socket crimp-on terminals**. As an alternative a 1377 female or 1376 male PCB tail terminator can be fitted for direct mounting of the plug or receptacle housing onto a PCB. The receptacle and plug housing have friction locks (except 12 and 15 way) and integrally moulded mounting ears which bend back for panel mounting. The design of the plug and receptacle ensures positive polarisation. **UL** recognised and **CSA** certified.

| | | | |
|---|---|---|---|
| Maximum voltage | 250V ac | Pin spacing | 5.03mm |
| Maximum current | See below | Terminals | |
| Temperature range | -40°C to +105°C | Finish | Tin plate |
| Maximum voltage drop | 3mV | Wire size 1189/1190 | 0.597-1.68$mm^2$ |
| Dielectric strength | 1500V rms for 60 secs | Wire size 1380/1381 | 0.336-0.933$mm^2$ |
| Engage force per circuit | 0.034N approx | Max insul. O.D. 1189/1190 | 4.06mm |
| Disengage force per circuit | 0.027N approx | Max insul. O.D. 1380/1381 | 3.05mm |
| Body material | Clear nylon **UL94V-2** | | |




143-203 Plug housing | 143-204 Receptacle housing | 143-207 Plug housing | 143-208 Receptacle Housing | 143-211 Plug housing | 143-212 Receptacle housing

Housing configurations

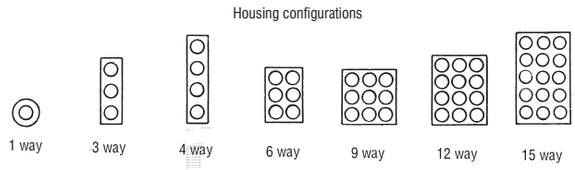


| Mftrs. Part No. | Mftrs. List No. | Description | Max Cur Per Circuit | Mounting Hole Dim (mm) | Order Code |
|---|---|---|---|---|---|
| 1619P | (03-09-2011.) | 1 way plug housing | 12A | — | 143-203 |
| 1619R | (03-09-2011) | 1 way plug housing | 12A | — | 973-1482 |
| 1396P | (03-09-2031) | 3 way plug housing | 12A | 23.70 x 9.52 | 143-205 |
| 1396R | (03-09-1031) | 3 way receptacle housing | 12A | 21.34 x 7.92 | 143-206 |
| 1490P | (03-09-2041) | 4 way plug housing | 9A | 28.73 x 9.53 | 143-207 |
| 1490R | (03-09-1041) | 4 way receptacle housing | 9A | 26.37 x 7.92 | 143-208 |
| 1261P | (03-09-2061) | 6 way plug housing | 9A | 19.05 x 17.65 | 143-209 |
| 1261R | (03-09-1061) | 6 way receptacle housing | 9A | 18.24 x 15.24 | 143-210 |
| 1292P | (03-09-2091) | 9 way plug housing | 9A | 23.80 x 17.56 | 143-211 |
| 1292R | (03-09-1091) | 9 way receptacle housing | 9A | 21.03 x 18.42 | 143-212 |
| 1360P1 | (03-09-2122) | 12 way plug housing | 7.5A | 29.34 x 19.30 | 143-213 |
| 1360R | (03-09-1121) | 12 way receptacle housing | 7.5A | 26.67 x 16.64 | 143-214 |
| 1375P4 | (03-09-2159) | 15 way plug housing | 7.5A | 34.11 x 19.30 | 143-215 |
| 1375R | (03-09-1151) | 15 way receptacle housing | 7.5A | 31.50 x 16.64 | 143-216 |

208976

| No. of Ways | Housing | Order Code | Price Each 1+ | 100+ | 250+ | 500+ | + |
|---|---|---|---|---|---|---|---|
| 1 | Plug | **143-203**‡ | 0.34 | 0.28 | 0.25 | 0.19 | – – |
| 1 | Plug | **973-1482**● | 0.41 | 0.34 | 0.23 | 0.17 | – – |
| 1 | Receptacle | **143-204**‡ | 0.28 | 0.22 | 0.22 | 0.16 | – – |
| 1 | Receptacle | **973-1490**● | 0.47 | 0.39 | 0.26 | 0.19 | – – |
| 3 | Plug | **143-205**● | 0.50 | 0.38 | 0.34 | 0.26 | – – |
| 3 | Receptacle | **143-206**● | 0.50 | 0.41 | 0.38 | 0.28 | – – |
| 4 | Plug | **143-207**● | 0.75 | 0.59 | 0.53 | 0.41 | – – |
| 4 | Receptacle | **143-208**● | 0.72 | 0.56 | 0.53 | 0.41 | – – |



RoHS ● Compliant ▲ Non-compliant ‡ Limited stock - RoHS replacement available



C = CYAN M = Magenta Y = Yellow B = Black/SING

| No. of Ways | Housing | Order Code | Price Each 1+ | 100+ | 250+ | 500+ | + |
|---|---|---|---|---|---|---|---|
| 6 | Plug | **143-209●** | 1.40 | 1.08 | 0.99 | 0.78 | – – |
| 6 | Receptacle | **143-210●** | 1.40 | 1.08 | 0.99 | 0.78 | – – |
| 9 | Plug | **143-211●** | 0.94 | 0.72 | 0.66 | 0.50 | – – |
| 9 | Receptacle | **143-212●** | 0.90 | 0.69 | 0.63 | 0.50 | – – |
| 12 | Plug | **143-213●** | 1.87 | 1.47 | 1.35 | 1.02 | – – |
| 12 | Receptacle | **143-214●** | 1.87 | 1.47 | 1.35 | 1.02 | – – |
| 15 | Plug | **143-215●** | 3.71 | 2.94 | 2.64 | 2.04 | – – |
| 15 | Receptacle | **143-216●** | 2.59 | 2.07 | 1.86 | 1.44 | – – |

## Crimp Terminals for 0.093" Connectors

Pin Socket

| | Wire Size (AWG) | Wire Size ($mm^2$) | Insulation Diameter | Eng. No. | Mftrs. List No. | 100 Pack Order Code | 1000 Pack Order Code |
|---|---|---|---|---|---|---|---|
| Pin | 22-18 | 0.33 to 0.93 | 1.52-3.05 | 1380TL | 02-09-2118. | 143-219 | 143-220 |
| Pin | 20-14 | 0.59 to 1.68 | 1.65-4.06 | 1190TL | 02-09-2103 (USE 143224) | 143-223 | 143-224 |
| Socket | 22-18 | 0.33 to 0.93 | 1.52-3.05 | 1381TL | 02-09-1118 (USE 143218) | 143-217 | 143-218 |
| Socket | 20-14 | 0.59 to 1.68 | 1.65-4.06 | 1189TL | 02-09-1103 (USE 143222) | 143-221 | 143-222 |
| Contacts | | Brass, tin plated | | | | | |

208977

| Pack Quantity | Order Code | Price Each 1+ | 5+ | 10+ |
|---|---|---|---|---|
| **Pins** | | | | |
| 100 | **143-219‡** | 19.22 | 14.91 | 12.63 |
| 100 | **977-3800●** | 10.90 | – – | – – |
| 100 | **143-223‡** | 19.22 | 14.91 | 12.63 |
| 100 | **977-3827●** | 11.43 | – – | – – |
| 1000 | **143-220‡** | 119.40 | 105.51 | – – |
| 1000 | **973-1512●** | 85.65 | – – | – – |
| 1000 | **143-224‡** | 119.40 | 93.21 | 77.70 |
| 1000 | **973-1539●** | 80.90 | – – | – – |
| **Sockets** | | | | |
| 100 | **143-217‡** | 19.22 | 14.91 | 12.63 |
| 100 | **143-221‡** | 19.22 | 14.91 | 12.63 |
| 100 | **977-3819●** | 12.15 | – – | – – |
| 1000 | **143-218‡** | 119.40 | 93.21 | 77.70 |
| 1000 | **973-1504●** | 85.65 | – – | – – |
| 1000 | **143-222‡** | 119.40 | 93.21 | 77.70 |
| 1000 | **973-1520●** | 85.65 | – – | – – |

## PCB Terminals for 0.093" Connectors

Socket Pin.

PCB hole dia=1.58

| | Engineering No. | Mftrs. List No. | 100 Pack Order Code | 100 Pack Order Code |
|---|---|---|---|---|
| Pin | 1376ATL | 02-09-2134. | 143-227 | 143-228 |
| Pin | 1376ATL | 02-09-2134.(PACK 100) | 977-3843 | 973-1547 |
| Socket | 1377ATL | 02-09-1134. | 143-225 | 143-226 |
| Socket | 1377ATL | 02-09-2134 | 973-1555 | 977-3835 |
| Contact | Brass, tin plated | | | |

208978

| Pack Quantity | | Price Per Pack 1+ | 5+ | 10+ |
|---|---|---|---|---|
| **Pins** | | | | |
| 100 | **143-227‡** | 64.21 | 50.10 | 42.15 |
| 100 | **977-3843●** | 41.92 | – – | – – |
| 1000 | **143-228‡** | 385.80 | 350.56 | – – |
| 1000 | **973-1547●** | 210.89 | – – | – – |
| **Sockets** | | | | |
| 100 | **143-225‡** | 64.21 | 50.10 | 42.15 |
| 100 | **977-3835●** | 26.52 | – – | – – |
| 1000 | **143-226‡** | 385.80 | 374.41 | – – |
| 1000 | **973-1555●** | 210.89 | – – | – – |

## Tooling for 0.093" Connectors




Mftrs. List No. 69008-0951=285-481, 69008-0950=285-470, 11-03-0006 (HT2038)=143-602

208979

| Terminal Size (AWG) | Terminal Eng. No. | Order Code | Price Each 1+ |
|---|---|---|---|
| **Crimp Tool** | | | |
| 22-18 | 1380/81 | **285-481** | 471.31 |
| 20-14 | 1189/90 | **285-470** | 471.18 |
| **Extraction Tool** | | **143-602** | 66.79 |

## Mini-Fit Senior



- Max 49A
- 10mm pitch
- Fully polarised
- Low mating force
- Positive audible click lock
- High current
- Wire-to-wire and Wire-to-board
- **UL** & **CSA** Approved

| | | | |
|---|---|---|---|
| Housing | Polyester | Voltage | 600V |
| Headers | Glass-filled, 4/6 nylon | Current | 49A max |
| Contacts | Copper alloy | Contact resistance | 1mΩ max |
| Plating | Tin/Lead over Nickel | Dielectric voltage | 2200V |
| Temperature | -40 to +105°C | Insulation resistance | 1000MΩ min |
| | | Amperes perline | 10AWG = 33A 8AWG = 49A |

Mftrs. List Nos: Repectacle housing 42816-xx12, Vertical header 42819-x2222, Where x/xx = No. of Ways; Pnl mount plug housing 42818-xx12, R/A header 42818-x222

209290

| No. of Ways | Order Code | Price Each 1+ | 100+ | 250+ | 500+ | + |
|---|---|---|---|---|---|---|
| **Receptacle Housing** | | | | | | |
| 2 | **307-5783●** | 1.14 | 1.05 | – – | – – | – – |
| 3 | **307-5795●** | 2.78 | 2.55 | 2.43 | 2.31 | – – |
| 4 | **307-5801●** | 1.44 | 1.32 | 1.29 | 1.24 | – – |
| 5 | **307-5813●** | 1.56 | 1.47 | 1.38 | 1.32 | – – |
| 6 | **307-5825●** | 1.71 | 1.59 | 1.53 | 1.49 | – – |
| **Panel Mount Housing** | | | | | | |
| 2 | **307-5837●** | 1.14 | 1.05 | – – | – – | – – |
| 3 | **307-5849●** | 1.29 | 1.20 | 1.11 | – – | – – |
| 4 | **307-5850●** | 1.44 | 1.32 | 1.26 | 1.24 | – – |
| 5 | **307-5862●** | 1.56 | 1.47 | 1.38 | 1.36 | – – |
| 6 | **307-5874●** | 1.71 | 1.59 | 1.53 | 1.49 | – – |
| **Vertical Header** | | | | | | |
| 2 | **112-5167●** | 3.92 | 3.30 | 2.13 | – – | – – |
| 3 | **112-5168●** | 5.09 | 4.28 | 2.77 | – – | – – |
| 4 | **112-5169●** | 5.84 | 4.92 | 3.18 | – – | – – |
| 5 | **112-5170●** | 6.67 | 5.62 | 3.64 | – – | – – |
| 6 | **112-5171●** | 7.90 | 6.65 | 4.30 | – – | – – |
| **R/A Header** | | | | | | |
| 2 | **112-5172●** | 5.24 | 4.41 | 2.85 | – – | – – |
| 3 | **112-5173●** | 7.43 | 6.26 | 4.05 | – – | – – |
| 4 | **112-5174●** | 8.48 | 7.14 | 4.62 | – – | – – |
| 5 | **112-5176●** | 9.97 | 8.39 | 5.43 | – – | – – |
| 6 | **112-5177●** | 11.86 | 9.98 | 6.46 | – – | – – |

| 10 Per Pack | | Price Per Pack 1+ | 10+ | 25+ | 50+ |
|---|---|---|---|---|---|
| **Pins** | | | | | |
| 8 AWG | **307-5760‡** | 6.08 | 5.52 | 5.10 | 4.68 |
| 8 AWG | **101-2175●** | 7.42 | 6.67 | 6.30 | 5.56 |
| 10 AWG | **307-5758‡** | 6.08 | 5.52 | 5.10 | 4.68 |
| 10 AWG | **101-2173●** | 7.42 | 6.67 | 6.30 | 5.56 |
| **Sockets** | | | | | |
| 8 AWG | **307-5771‡** | 23.13 | – – | – – | – – |
| 8 AWG | **101-2176●** | 7.42 | 6.67 | 6.30 | 5.56 |
| 10 AWG | **307-5746‡** | 6.08 | 5.52 | 5.10 | 4.68 |
| 10 AWG | **973-3132●** | 7.42 | 6.67 | 6.30 | 5.56 |

| Tooling | | Price Each 1+ |
|---|---|---|
| 8 AWG Hand Tool | **307-5989** | 642.86 |
| 10 AWG Hand Tool | **307-5990** | 640.62 |
| Extraction Tool | **307-6003** | 898.34 |





Prices are in Singapore Dollars and exclusive of GST.
Due to the volatile nature of certain products,
prices are subject to change without notice.

## VL Connector Series

**Plugs, Receptacles and Shrouded PCB Headers**

JST The Quality Connection



- 6.2mm pitch, wire-to-wire and wire-to-board connector system
- Housing lances for contact retention
- Plug housing mates with VL Series Header
- Suitable for high power circuits
- Panel lock construction

| | | | |
|---|---|---|---|
| Current Rating | 20A ac/dc | Contact Resistance | 7mR |
| Voltage Rating | 600V ac/dc | Insulation Resistance | 1000MR |
| Withstanding Voltage | 2000V ac/1min. | PC board Thickness | 1.6mm |
| Wire size | 0.52 - 3.3mm², (12 - 20AWG) | | |
| Housing | Nylon 66, UL94V-0Natural (White) | | |
| Contacts - Plug/Receptacle | Phosphor BronzeTin | | |
| Contacts - Header | Copper alloy, tin plated | | |
| Temperature Range | -25°C to +90°C | | |

348812

| No. of Ways | Mftrs. List No. | Order Code | Price Each 5+ | 100+ | 250+ | 500+ |
|---|---|---|---|---|---|---|
| **Receptacle Housing** - Accepts Pin contacts | | | | | | |
| 2 | VLR-02V | **735-6307●** | 0.94 | 0.85 | 0.75 | 0.66 |
| 3 | VLR-03V | **735-6315●** | 1.07 | 0.98 | 0.85 | 0.75 |
| 4 | VLR-04V | **735-6331●** | 1.46 | 1.33 | 1.17 | 1.04 |
| **Plug Housing** - Accepts Socket contacts | | | | | | |
| 2 | VLP-02V | **735-6340●** | 0.81 | 0.73 | 0.64 | 0.57 |
| 3 | VLP-03V | **735-6358●** | 1.04 | 0.94 | 0.81 | 0.74 |
| 4 | VLP-04V | **735-6366●** | 1.24 | 1.11 | 0.98 | 0.88 |
| **Shrouded PCB Header** | | | | | | |
| 2 | B02P-VL | **735-6439●** | 2.54 | 2.31 | 2.02 | 1.79 |
| 3 | B03P-VL | **735-6447●** | 2.73 | 2.47 | 2.18 | 1.95 |
| 4 | B04P-VL | **735-6455●** | 3.81 | 3.45 | 3.03 | 2.70 |
| | | | **10+** | **100+** | **250+** | **500+** |
| **Crimp contacts - Pin** | | | | | | |
| 0.5 - 2.0mm² | BVM-61T-P2.0 | **735-6374●** | 0.28 | 0.25 | 0.22 | 0.20 |
| 3.5mm² | BVM-81T-P2.0 | **735-6390●** | 0.28 | 0.25 | 0.22 | 0.20 |
| **Crimp contacts - Socket** | | | | | | |
| 0.5 - 2.0mm² | BVF-61T-P2.0 | **735-6382●** | 0.27 | 0.24 | 0.21 | 0.19 |
| 3.5mm² | BVF-81T-P2.0 | **735-6404●** | 0.27 | 0.24 | 0.21 | 0.19 |
| | | | **1+** | | | |
| **Crimp tools** | | | | | | |
| 0.5 - 2.0mm² | WC-590 | **735-6412** | 636.77 | | | |
| 3.5mm² | WC-591 | **735-6420** | 636.77 | | | |

## Sabre 7.5mm Pitch

**For 14 to 18 AWG Wire Ranges**

molex

- 2 - 6 circuits wire to wire or wire to board
- Board locks for 0.062" thick PCBs
- Patented new TPA (Terminal Position Assurance) on mated terminals
- Virtually eliminates terminal backout
- Anti-tangle positive latches
- Polarised Housing
- Terminals fully isolated in housings
- For 14 - 18 AWG wire

| | | | |
|---|---|---|---|
| Voltage | 100V mated, 600V unmated | Temperature range | -40°C to 130°C |
| Current rating | 18A | Housing | Nylon **UL94V-0** |
| Dielectric voltage | 6000V | Contacts | Brass, Plating |
| Insulation resistance | 1000MR | | |

| Mftrs.List No. | Description | Order Code |
|---|---|---|
| 43178-2002. | male terminal - insulation diameter 4.57mm | 329-2903 |
| 43178-2002 | female terminal - insulation diameter 3.3mm | 101-2197 |
| 43375-0001. | female terminal - insulation diameter 3.3mm | 329-2915 |
| 43375-0001 | female terminal - insulation diameter 3.3mm | 973-4090 |
| 43375-1001. | female terminal - insulation diameter 4.57mm | 329-2927 |
| 43375-1001 | female terminal - insulation diameter 4.57mm | 973-4104 |
| 43680-2002 | 2 way plug | 329-2939 |
| 43680-2003 | 3 way plug | 329-2940 |
| 43680-2004 | 4 way plug | 329-2952 |
| 43680-2005 | 5 way plug | 329-2964 |
| 43680-2006 | 6 way plug | 329-2976 |
| 44441-2002 | 2 way receptacle | 329-2988 |
| 44441-2003 | 3 way receptacle | 329-2990 |
| 44441-2004 | 4 way receptacle | 329-3002 |
| 44441-2005 | 5 way receptacle | 329-3014 |
| 44441-2006 | 6 way receptacle | 329-3026 |
| 43160-3102 | 2 way header SMC r/a with board lock | 329-3038 |
| 43160-3103 | 3 way header SMC r/a with board lock | 329-3040 |
| 43160-3104 | 4 way header SMC r/a with board lock | 329-3051 |
| 43160-3106 | 6 way header SMC r/a with board lock | 329-3075 |
| 43160-2102. | 2 way header SMC vertical with board lock | 329-3087 |
| 43160-2102 | 2 way header SMC vertical with board lock | 973-4112 |
| 43160-2103. | 3 way header SMC vertical with board lock | 329-3099 |
| 43160-2103 | 4 way header SMC vertical with board lock | 101-2199 |
| 43160-2104. | 4 way header SMC vertical with board lock | 329-3105 |
| 43160-2104 | 4 way header SMC vertical with board lock | 973-4120 |
| 43160-2105. | 5 way header SMC vertical with board lock | 329-3117 |
| 43160-2105 | 6 way header SMC vertical with board lock | 101-2200 |
| 43160-2106. | 6 way header SMC vertical with board lock | 329-3129 |
| 43160-2106 | female crimp hand tool 2.36-3.56mm dia | 101-2201 |
| 63811-0400 | female crimp hand tool 2.36-3.56mm dia | 329-3154 |
| 63811-0500 | female crimp hand tool 23.05-4.57mm dia | 329-3178 |
| 63813-0500 | female extraction tool | 329-3166 |
| 63813-0800 | male extraction tool | 329-3180 |

209523

| No of Ways | Mftrs. List No. | Order Code | Price Each 2+ | 10+ | 50+ | 100+ |
|---|---|---|---|---|---|---|
| **Plug** | | | | | | |
| 2 | 43680-2002 | **329-2939●** | 1.00 | 0.93 | 0.90 | 0.81 |
| 3 | 43680-2003 | **329-2940●** | 1.10 | 1.05 | 0.99 | 0.90 |
| 4 | 43680-2004 | **329-2952●** | 1.20 | 1.11 | 1.05 | 0.96 |
| 5 | 43680-2005 | **329-2964●** | 1.26 | 1.20 | 1.11 | 1.02 |
| 6 | 43680-2006 | **329-2976●** | 1.37 | 1.32 | 1.26 | 1.11 |
| **Receptacle** | | | | | | |
| 2 | 44441-2002 | **329-2988●** | 1.00 | 0.93 | 0.90 | 0.81 |
| 3 | 44441-2003 | **329-2990●** | 1.10 | 1.05 | 0.99 | 0.90 |
| 4 | 44441-2004 | **329-3002●** | 1.20 | 1.11 | 1.05 | 0.96 |
| 5 | 44441-2005 | **329-3014●** | 1.26 | 1.20 | 1.11 | 1.02 |
| 6 | 44441-2006 | **329-3026●** | 1.37 | 1.32 | 1.26 | 1.11 |
| **R/angled Hdr** | | | | | | |
| 2 | 43160-3102 | **329-3038●** | 1.90 | 1.80 | 1.71 | 1.56 |
| 3 | 43160-3103 | **329-3040●** | 2.04 | 1.92 | 1.83 | 1.77 |
| 4 | 43160-3104 | **329-3051●** | 2.13 | 2.04 | 2.04 | – – |
| 6 | 43160-3106 | **329-3075●** | 2.76 | 2.64 | – – | – – |
| **Vertical Hdr** | | | | | | |
| 2 | 43160-2102. | **329-3087‡** | 1.95 | – – | – – | – – |
| 2 | 43160-2102 | **973-4112●** | 4.04 | 3.40 | 2.20 | 1.65 |
| 3 | 43160-2103. | **329-3099‡** | 2.03 | 1.92 | 1.83 | 1.65 |
| 3 | 43160-2103 | **101-2199●** | 3.34 | 2.81 | 1.82 | 1.37 |
| 4 | 43160-2104. | **329-3105‡** | 2.13 | 2.04 | 1.91 | – – |
| 4 | 43160-2104 | **973-4120●** | 3.97 | 3.34 | 2.16 | 1.62 |
| 5 | 43160-2105. | **329-3117‡** | 2.31 | 2.19 | 2.10 | 2.09 |
| 5 | 43160-2105 | **101-2200●** | 4.57 | 3.84 | 2.49 | 1.87 |
| 6 | 43160-2106. | **329-3129‡** | 2.76 | 2.61 | 2.46 | 2.36 |
| 6 | 43160-2106 | **101-2201●** | 5.13 | 4.32 | 2.80 | 2.10 |
| **Terminals** | | | | | | |
| | | | **20+** | **100+** | **260+** | **500+** |
| Male 4.57mm | 43178-2002. | **329-2903‡** | 0.25 | 0.22 | 0.19 | 0.16 |
| Female 3.3mm | 43178-2002 | **101-2197●** | 0.25 | 0.22 | 0.17 | – – |
| Female 3.3mm | 43375-0001. | **329-2915‡** | 0.25 | 0.22 | 0.19 | 0.16 |
| Female 3.3mm | 43375-0001 | **973-4090●** | 0.18 | 0.16 | 0.12 | – – |
| Female 4.57mm | 43375-1001. | **329-2927‡** | 0.25 | 0.22 | 0.19 | 0.16 |
| Female 4.57mm | 43375-1001 | **973-4104●** | 0.15 | 0.14 | 0.11 | – – |

| Mftrs. List No. | Description | Order Code | Price Each |
|---|---|---|---|
| 63811-0400 | Female crimp hand tool 2.36-3.56mm ins dia | **329-3154** | 831.43 |
| 63811-0500 | Female crimp hand tool 3.05-4.57mm ins dia | **329-3178** | 830.39 |
| 63813-0500 | Insertion tool | **329-3166** | 93.75 |
| 63813-0800 | Extraction tool | **329-3180** | 107.14 |

## Micro MATE-N-LOK

**3mm (.118") Centerline Spacing**

tyco / Electronics / AMP



NEW

- Wire-to-wire and wire-to-board pin and receptacle connector system
- 2-12 contact positions - single row
- 2-24 contact positions - double row
- Panel mount or free hanging wire-to-wire configurations
- Dual beam contact design for reliable interconnection
- Contacts accept 24-20 AWG (0.2-0.6MM²) and 30-26 AWG (0.05-0.15MM² wire with insulation diameter of .060" (1.52mm) maximum
- Approvals: **UL** recognised & **CSA** approved

| | | | |
|---|---|---|---|
| Current | 5A Max | Centreline | 3mm |
| Rated voltage | 250V | Mating Force | 6.67N |
| Temperature Range | -40°C to +105°C | Extraction force | 0.5N per contact |
| Housing Material | Nylon, **UL94V-2** | Contact wire range | 30 - 20 AWG |
| Colour | Black | | |

**Plug and Recptacle Housing**

422851

| No. of Ways | List No. | Order Code | Price Each 10+ | 100+ | 250+ | 500+ | + |
|---|---|---|---|---|---|---|---|
| **Receptacle Housing Single Row** - Accepts socket contacts | | | | | | | |
| 2 | 0-1445022-2 | **111-1081●** | 0.52 | 0.49 | 0.46 | 0.42 | – – |
| 3 | 0-1445022-3 | **111-1082●** | 0.62 | 0.55 | 0.52 | 0.49 | – – |
| 4 | 0-1445022-4 | **111-1083●** | 0.68 | 0.65 | 0.62 | 0.59 | – – |
| 5 | 0-1445022-5 | **111-1084●** | 0.78 | 0.72 | 0.68 | 0.65 | – – |
| 6 | 0-1445022-6 | **111-1086●** | 0.85 | 0.81 | 0.78 | 0.72 | – – |



RoHS ● Compliant ▲ Non-compliant ‡ Limited stock - RoHS replacement available



C = CYAN M = Magenta Y = Yellow B = Black/SING

Farnell Page 352 Date: 17-08-06 time:23:34



| No. of Ways | List No. | Order Code | Price Each 10+ | 100+ | 250+ | 500+ | + |
|---|---|---|---|---|---|---|---|
| **Receptacle Housing Dual Row** - Accepts socket contacts | | | | | | | |
| 2 | 0-0794617-2 | 111-1087● | 0.81 | 0.78 | 0.75 | 0.72 | – – |
| 4 | 0-0794617-4 | 111-1088● | 0.85 | 0.81 | 0.78 | 0.75 | – – |
| 6 | 0-0794617-6 | 111-1089● | 0.88 | 0.85 | 0.81 | 0.78 | – – |
| 8 | 0-0794617-8 | 111-1090● | 0.94 | 0.91 | 0.88 | 0.85 | – – |
| 10 | 1-0794617-0 | 111-1091● | 1.04 | 1.01 | 0.98 | 0.94 | – – |
| 12 | 1-0794617-2 | 111-1092● | 1.11 | 1.07 | 1.04 | 1.01 | – – |
| 16 | 1-0794617-6 | 111-1093● | 1.17 | 1.14 | 1.11 | 1.04 | – – |
| 20 | 2-0794617-0 | 111-1094● | 1.24 | 1.20 | 1.17 | 1.11 | – – |
| 24 | 2-0794617-4 | 111-1095● | 1.30 | 1.24 | 1.20 | 1.17 | – – |
| **Free Plug Housing Single Row** - Accepts pin contacts | | | | | | | |
| 2 | 0-1445049-2 | 111-1096● | 0.52 | 0.49 | 0.46 | 0.42 | – – |
| 3 | 0-1445049-3 | 111-1098● | 0.65 | 0.62 | 0.59 | 0.55 | – – |
| 4 | 0-1445049-4 | 111-1099● | 0.72 | 0.68 | 0.65 | 0.62 | – – |
| 5 | 0-1445049-5 | 111-1100● | 0.81 | 0.78 | 0.75 | 0.68 | – – |
| 6 | 0-1445049-6 | 111-1101● | 0.88 | 0.85 | 0.81 | 0.78 | – – |
| **Panel Mount Plug Housing Single Row** - Accepts pin contacts | | | | | | | |
| 2 | 0-1445048-2 | 111-1102● | 0.55 | 0.52 | 0.49 | 0.46 | – – |
| 3 | 0-1445048-3 | 111-1104● | 0.62 | 0.59 | 0.55 | 0.52 | – – |
| 4 | 0-1445048-4 | 111-1105● | 0.72 | 0.68 | 0.65 | 0.62 | – – |
| 5 | 0-1445048-5 | 111-1106● | 0.81 | 0.78 | 0.75 | 0.68 | – – |
| 6 | 0-1445048-6 | 111-1107● | 0.88 | 0.85 | 0.81 | 0.78 | – – |
| **Panel Mount Plug Housing Dual Row** - Accepts pin contacts | | | | | | | |
| 2 | 0-0794615-2 | 111-1108● | 0.59 | 0.55 | 0.52 | 0.49 | – – |
| 4 | 0-0794615-4 | 111-1109● | 0.72 | 0.65 | 0.62 | 0.59 | – – |
| 6 | 0-0794615-6 | 111-1110● | 0.91 | 0.88 | 0.85 | 0.78 | – – |
| 8 | 0-0794615-8 | 111-1111● | 1.11 | 1.04 | 1.01 | 0.94 | – – |
| 10 | 1-0794615-0 | 111-1112● | 1.27 | 1.20 | 1.17 | 1.11 | – – |
| 12 | 1-0794615-2 | 111-1113● | 1.43 | 1.37 | 1.30 | 1.24 | – – |
| 16 | 1-0794615-6 | 111-1114● | 1.79 | 1.73 | 1.66 | 1.56 | – – |
| 20 | 2-0794615-0 | 111-1116● | 2.15 | 2.05 | 1.99 | 1.86 | – – |
| 24 | 2-0794615-4 | 111-1117● | 2.51 | 2.41 | 2.28 | 2.18 | – – |
| | | | | **100+** | **1K+** | **2K5+** | **5K+** |
| **Pin Contacts** | | | | | | | |
| 20-24AWG Pin Contact | 1-794612-0 | 111-1149● | 0.18 | 0.17 | 0.16 | 0.15 | – – |
| 26-30AWG Pin Contact | 1-794613-0 | 111-1150● | 0.18 | 0.17 | 0.16 | 0.15 | – – |
| **Socket Contacts** | | | | | | | |
| 20-24AWG Socket Contact | 0-0794610-1 | 111-1151● | 0.18 | 0.17 | 0.16 | 0.15 | – – |
| 26-30AWG Socket Contact | 0-0794611-1 | 111-1153● | 0.18 | 0.17 | 0.16 | 0.15 | – – |
| **Tooling** | | | **1+** | | | | |
| Crimp tool for 20-24AWG | 91501-1 | 111-1475 | 821.75 | | | | |
| Crimp tool for 26-30AWG | 91502-1 | 111-1476 | 821.75 | | | | |
| Extraction Tool, Pin | 1586344-1 | 111-1473 | 49.20 | | | | |
| Extraction Tool, Socket | 843996-6 | 111-1477 | 49.20 | | | | |

## Micro MATE-N-LOK
### Single Row 90° Headers

tyco / Electronics / AMP

NEW

422859

| No. of Ways | List No. | Order Code | Price Each 10+ | 100+ | 250+ | 500+ | + |
|---|---|---|---|---|---|---|---|
| **Through Hole** - With plastic board locks | | | | | | | |
| 2 | 2-1445055-2 | 111-1118● | 1.63 | 1.56 | 1.46 | 1.40 | – – |
| 3 | 2-1445055-3 | 111-1119● | 1.63 | 1.59 | 1.53 | 1.43 | – – |
| 4 | 2-1445055-4 | 111-1120● | 2.25 | 2.18 | 2.15 | 2.12 | – – |
| 5 | 2-1445055-5 | 111-1121● | 2.54 | 2.47 | 2.41 | 2.34 | – – |
| 6 | 2-1445055-6 | 111-1122● | 2.83 | 2.73 | 2.67 | 2.60 | – – |
| **SMT** - with SMT hold down | | | | | | | |
| 2 | 2-1445057-2 | 111-1123● | 2.08 | 1.99 | 1.89 | 1.79 | – – |
| 3 | 2-1445057-3 | 111-1124● | 2.47 | 2.34 | 2.25 | 2.12 | – – |
| 4 | 2-1445057-4 | 111-1125● | 3.09 | 3.06 | 2.99 | 2.93 | – – |
| 5 | 2-1445057-5 | 111-1126● | 3.19 | 3.09 | 3.06 | 2.99 | – – |
| 6 | 2-1445057-6 | 111-1128● | 3.55 | 3.42 | 3.26 | 3.19 | – – |

## Micro MATE-N-LOK
### Dual Row 90° & Vertical Headers

tyco / Electronics / AMP



1111134

1111145

NEW

422860

| No. of Ways | List No. | Order Code | Price Each 10+ | 100+ | 250+ | 500+ | + |
|---|---|---|---|---|---|---|---|
| **Vertical Through Hole** - With Solder tail retention | | | | | | | |
| 2 | 3-794630-2 | 111-1129● | 1.24 | 1.17 | 1.11 | 1.04 | – – |
| 4 | 3-794630-4 | 111-1130● | 1.33 | 1.27 | 1.20 | 1.14 | – – |
| 6 | 3-794630-6 | 111-1131● | 1.73 | 1.66 | 1.59 | 1.53 | – – |
| 8 | 3-794630-8 | 111-1132● | 2.08 | 2.02 | 1.95 | 1.89 | – – |
| **Vertical Through Hole** - With Solder tail retention | | | | | | | |
| 10 | 4-794630-0 | 111-1133● | 2.44 | 2.38 | 2.31 | 2.25 | – – |
| 12 | 4-794630-2 | 111-1134● | 2.80 | 2.73 | 2.67 | 2.60 | – – |
| 16 | 4-794630-6 | 111-1135● | 3.52 | 3.45 | 3.39 | 3.32 | – – |
| 20 | 5-794630-0 | 111-1136● | 4.30 | 4.04 | 3.87 | 3.65 | – – |
| 24 | 5-794630-4 | 111-1137● | 4.88 | 4.56 | 4.36 | 4.10 | – – |
| **90° Through Hole** - With board locks | | | | | | | |
| 2 | 3-794618-2 | 111-1138● | 1.37 | 1.30 | 1.24 | 1.17 | – – |
| 4 | 3-794618-4 | 111-1141● | 1.69 | 1.66 | 1.59 | 1.50 | – – |
| 6 | 3-794618-6 | 111-1142● | 1.76 | 1.66 | 1.59 | 1.50 | – – |
| 8 | 3-794618-8 | 111-1143● | 1.99 | 1.89 | 1.79 | 1.69 | – – |
| 10 | 4-794618-0 | 111-1144● | 2.34 | 2.21 | 2.12 | 1.99 | – – |
| 12 | 4-794618-2 | 111-1145● | 2.44 | 2.31 | 2.21 | 2.08 | – – |
| 16 | 4-794618-6 | 111-1146● | 2.83 | 2.67 | 2.57 | 2.41 | – – |
| 20 | 5-794618-0 | 111-1147● | 3.58 | 3.35 | 3.19 | 3.03 | – – |
| 24 | 5-794618-4 | 111-1148● | 4.26 | 4.00 | 3.84 | 3.61 | – – |

## Universal 'Mate-N-Lok' Crimp 2 to 15 Way

tyco / Electronics / AMP

Robust power connectors with panel, pcb or cable mount polarised housings. Contacts and housings accept dual wire combinations and have positive click latching. Crimp pin and socket terminals can be intermixed in the same housing and are completely enclosed. Recognised by **UL** (600V ac/dc) certified by **CSA** (250V ac/dc) and designed to meet **VDE** (380V ac/dc group B).

| | | | |
|---|---|---|---|
| Current rating | Free housings 15A @ 600V ac<br>PCB header 12A @ 600V ac | Insulation resistance | 1000MΩ |
| | | Mating cycles | 50 |
| Contact resistance | 3.5mΩ max | Housing | Clear Nylon 6/6, **UL94V-2** |
| Dielectric strength | Free housing 5000V ac/ 10000V dc | Contacts | Crimp - brass, tin plated<br>PCB - Phosphor bronze, tin plated |
| | PCB housing 2900V ac | Temperature range | -55°C to +105°C |

209074/406573

## Plugs, Receptacles and PCB Headers

tyco / Electronics / AMP

| Plug housing mates with receptacle or PCB header | Cable or panel mounting receptacle Panel thickness=0.76-2.29 | PCB header PCB hole dia.=1.8 Pitch=6.35 |
|---|---|---|

209075/406574

| No. of Ways | Mftrs. List No. | Order Code | Price Each 5+ | 10+ | 100+ | 250+ |
|---|---|---|---|---|---|---|
| **Plug Housings** - Accepts Pin or Socket Contacts | | | | | | |
| 2 | 1-480698-0 | 285-146● | 1.38 | 0.90 | 0.69 | 0.59 |
| 3 | 1-480700-0 | 285-158● | 1.47 | 0.99 | 0.75 | 0.63 |
| 4 | 1-480702-0 | 285-160● | 1.92 | 1.29 | 0.99 | 0.78 |
| 5 | 1-480763-0 | 285-171● | 2.31 | 1.50 | 1.11 | 0.90 |
| 6 | 1-480704-0 | 285-183● | 1.05 | 1.00 | 0.95 | 0.90 |
| 9 | 1-480706-0 | 285-195● | 2.16 | 1.77 | 1.14 | 0.97 |
| 12 | 1-480708-0 | 285-201● | 2.11 | 2.01 | 1.47 | 1.35 |
| 15 | 1-480710-0 | 285-213● | 3.74 | 3.06 | 2.31 | 1.89 |
| **Receptacle Housings** - Accepts Pin or Socket Contacts | | | | | | |
| 2 | 1-480699-0 | 285-225● | 1.41 | 0.96 | 0.72 | 0.59 |
| 3 | 1-480701-0 | 285-237● | 1.53 | 1.02 | 0.75 | 0.66 |
| 4 | 1-480703-0 | 285-249● | 1.92 | 1.29 | 0.99 | 0.78 |
| 5 | 1-480764-0 | 285-250● | 2.25 | 1.44 | 1.08 | 0.87 |
| 6 | 1-480705-0 | 285-262● | 1.86 | 1.68 | 1.29 | 0.81 |
| 9 | 1-480707-0 | 285-274● | 2.23 | 1.77 | 1.38 | 1.23 |
| 12 | 1-480709-0 | 285-286● | 2.57 | 2.01 | 1.50 | 1.26 |
| 15 | 1-480711-0 | 285-298● | 3.78 | 3.09 | 2.31 | 2.04 |
| **PCB Pin Headers** | | | | | | |
| 2 | 350428-1 | 285-304● | 2.19 | 1.62 | 1.23 | 0.99 |
| 3 | 350429-1 | 285-316● | 2.56 | 1.83 | 1.41 | 1.11 |
| 4 | 350430-1 | 285-328● | 3.87 | 2.85 | 2.13 | 1.74 |
| 5 | 640466-1 | 285-330● | 3.06 | 2.90 | 2.75 | 2.60 |
| 6 | 350431-1 | 285-341● | 2.05 | 1.94 | 1.84 | 1.74 |
| 9 | 350432-1 | 285-353● | 6.17 | 4.50 | 3.39 | 2.76 |
| 12 | 350433-1 | 285-365● | 6.32 | 4.65 | 3.45 | 2.85 |
| 15 | 350434-1 | 285-377● | 1.96 | 1.78 | 1.66 | 1.45 |

1,000's of products added every month, check out the very latest products, news and information at:
**www.farnell-newarkinone.com.sg**

**The very latest NEW products**



Prices are in Singapore Dollars and exclusive of GST.
Due to the volatile nature of certain products, prices are subject to change without notice.

C = CYAN M = Magenta Y = Yellow B = Black/SING

## Flanged Receptacles

tyco / Electronics / AMP

NEW



- Mates with Universal Mate-N-Lok plugs
- Easy panel mounting just twist and lock

386447/406575

| No. of Ways | Mftrs. List No. | Order Code | Price Each 5+ | 10+ | 100+ | 250+ |
|---|---|---|---|---|---|---|
| 6 | 794714-1 | **857-9709●** | 1.33 | 1.17 | 1.11 | 0.98 |
| 9 | 794715-1 | **857-9725●** | 2.02 | 1.82 | 1.63 | 1.46 |
| 12 | 794716-1 | **857-9733●** | 2.54 | 2.21 | 1.99 | 1.79 |

## Circular Mate -N-Lok

tyco / Electronics / AMP

- Cicular design allows the connector to pass through 22mm panel knock out hole
- Fully polarised to ensure correct mating
- Uses standard Mate-N-Lock contacts ans tooling
- 6 ways accomodates most major electrical industry requirements

| | | | |
|---|---|---|---|
| Voltage rating | 600V | Durability | 50 mating cycles |
| Current rating | 20A | Colour | Natural |
| Insulation Resistance | 1000MΩ | Housing Material | Nylon |
| Temperature Range | -20°Cto +65°C | Flammability Rating | UL94V-0, UL94V-2 |

NEW

386392/406576

| No. of Ways | Mftrs List No. | Order Code | Price Each 1+ | 100+ | 250+ | 500+ |
|---|---|---|---|---|---|---|
| **Plug Housing** | | | | | | |
| 6 | 794911-1 | **857-5126●** | 2.25 | 2.05 | 1.86 | 1.73 |
| **Receptacle Housing** | | | | | | |
| 6 | 794912-1 | **857-5134●** | 2.38 | 2.15 | 1.92 | 1.92 |

## Plugs, Receptacles and PCB Headers

tyco / Electronics / AMP



| Plug housing Mates with receptacle or PCB header | Cable or panel Mounting receptacle Panel thickness = 0.76-2.29 | PCB Header PCB hole dia. = 1.8 Pitch = 6.35 |
|---|---|---|

- Contact arrangement are straight in line for 2, 3, 4, 5 way housing and rows of 3 for 6, 9, 12 and 15 way housings
- Moulded in opaque white to **UL94V-0**

209162

| No. of Ways | Mftrs. List No. | Order Code | Price Each 5+ | 10+ | 100+ | 250+ |
|---|---|---|---|---|---|---|
| **Plug-Housings** - Accepts pin or socket contacts | | | | | | |
| 2 | 350777-1 | **750-074●** | 1.84 | 1.23 | 0.90 | 0.72 |
| 3 | 350766-1 | **750-086●** | 2.06 | 1.32 | 0.96 | 0.78 |
| 4 | 350779-1 | **750-098●** | 2.71 | 1.71 | 1.32 | 1.05 |
| 5 | 350809-1 | **750-104●** | 3.15 | 2.04 | 1.47 | 1.26 |
| 6 | 350715-1 | **750-116●** | 3.49 | 2.25 | 1.65 | 1.38 |
| 9 | 350720-1 | **750-128●** | 3.71 | 2.40 | 1.71 | 1.47 |
| 12 | 350735-1 | **750-130●** | 4.12 | 2.70 | 2.01 | 1.68 |
| 15 | 350736-1 | **750-141●** | 6.46 | 4.11 | 3.06 | 2.49 |
| **Receptacle Housings** - Accepts pin or socket contacts | | | | | | |
| 2 | 350778-1 | **750-153●** | 2.00 | 1.29 | 0.93 | 0.72 |
| 3 | 350767-1 | **750-165●** | 2.15 | 1.35 | 1.02 | 0.81 |
| 4 | 350780-1 | **750-177●** | 2.71 | 1.71 | 1.32 | 1.02 |
| 5 | 350810-1 | **750-189●** | 3.03 | 2.01 | 1.44 | 1.23 |
| 6 | 350781-1 | **750-190●** | 3.56 | 2.31 | 1.71 | 1.41 |
| 9 | 350782-1 | **750-207●** | 3.81 | 2.43 | 1.80 | 1.50 |
| 12 | 350783-1 | **750-219●** | 4.12 | 2.70 | 2.01 | 1.65 |
| 15 | 350784-1 | **750-220●** | 6.52 | 4.17 | 3.06 | 2.52 |
| **PCB Pin Headers** | | | | | | |
| 2 | 350786-1 | **750-232●** | 3.37 | 2.16 | 1.62 | 1.32 |
| 3 | 350789-1 | **750-244●** | 2.29 | 2.17 | 2.06 | 1.94 |
| 4 | 350792-1 | **750-256●** | 5.93 | 3.81 | 2.85 | 2.34 |
| **PCB Pin Headers** | | | | | | |
| 5 | 640900-1 | **750-268●** | 6.40 | 4.08 | 3.03 | 2.49 |
| 6 | 350711-1 | **750-270●** | 5.12 | 4.86 | 4.61 | 4.35 |
| 9 | 350712-1 | **750-281●** | 9.45 | 6.09 | 4.47 | 3.69 |
| 12 | 350713-1 | **750-293●** | 5.72 | 5.42 | 5.15 | 4.86 |
| 15 | 350714-1 | **750-300●** | 12.03 | 7.74 | 5.67 | 4.59 |

## Crimp Terminals for Universal 'Mate-N-Lok'

tyco / Electronics / AMP

- Dual locking lances provide contact stability
- Low cantact mating force
- Tin Plated
- LP = Loose Piece, TR = Tape and Reel

| Wire Size (AWG) | Wire Size ($mm^2$) | Insulation Diameter | Material | Mftrs. List No. | Order Code | |
|---|---|---|---|---|---|---|
| **Pin Contacts** | | | | | | |
| 24-18 | 0.2-0.8 | 1.0-2.5 | Brass | 926896-1 | 285-389 | LP |
| 24-18 | 0.2-0.8 | 1.0-2.5 | Brass | 926885-1 | 124-8244 | TR |
| 24-18 | 0.2-0.8 | 1.0-2.5 | Phosphor Bronze | 926885-3 | 124-8245 | TR |
| 20-14 | 0.5-2.1 | 1.5-3.3 | Brass | 926894-1 | 285-390 | LP |
| 20-14 | 0.5-2.1 | 1.5-3.3 | Brass | 926883-1 | 124-8240 | TR |
| 20-14 | 0.5-2.1 | 1.5-3.3 | Phosphor Bronze | 926883-3 | 124-8241 | TR |
| 20-14 | 0.5-2.0 | 3.3-5.1 | Brass | 350538-1 | 124-8214 | TR |
| 16-13 | 1.5-2.5 | 3.3-5.1 | Brass | 926868-1 | 124-8233 | TR |
| 16-13 | 1.5-2.5 | 3.3-5.1 | Phosphor Bronze | 926868-3 | 124-8234 | TR |
| 12-10 | 3.1-4.9 | 3.3-5.1 | Phosphor Bronze | 350922-3 | 124-8222 | TR |
| **Split Pin Contacts** | | | | | | |
| 24-18 | 0.2-0.8 | 1.0-2.5 | Brass | 926886-1 | 124-8246 | TR |
| 24-18 | 0.2-0.8 | 1.0-2.5 | Phosphor Bronze | 926886-3 | 124-8247 | TR |
| 20-14 | 0.5-2.1 | 1.5-3.3 | Brass | 926887-1 | 124-8249 | TR |
| 20-14 | 0.5-2.1 | 1.5-3.3 | Phosphor Bronze | 926887-3 | 124-8251 | TR |
| 16-13 | 1.5-2.5 | 3.3-5.1 | Brass | 926899-1 | 124-8252 | TR |
| **Socket Contacts** | | | | | | |
| 24-18 | 0.2-0.8 | 1.0-2.5 | Brass | 926895-1 | 285-407 | LP |
| 24-18 | 0.2-0.8 | 1.0-2.5 | Brass | 926884-1 | 124-8242 | TR |
| 24-18 | 0.2-0.8 | 1.0-2.5 | Phosphor Bronze | 926884-3 | 124-8243 | TR |
| 20-14 | 0.5-2.1 | 1.5-3.3 | Brass | 926893-1 | 285-419 | LP |
| 20-14 | 0.5-2.1 | 1.5-3.3 | Brass | 926882-1 | 124-8238 | TR |
| 20-14 | 0.5-2.1 | 1.5-3.3 | Phosphor Bronze | 926882-3 | 124-8239 | TR |
| 20-14 | 0.5-2.0 | 3.3-5.1 | Brass | 350537-1 | 124-8213 | TR |
| 16-13 | 1.5-2.5 | 3.3-5.1 | Brass | 926869-1 | 124-8235 | TR |
| 16-13 | 1.5-2.5 | 3.3-5.1 | Phosphor Bronze | 926869-3 | 124-8237 | TR |
| 12-10 | 3.1-4.9 | 3.3-5.1 | Phosphor Bronze | 350923-3 | 124-8223 | TR |

209076

| 100 Per Pack Order Code | Price Per Pack 1+ | 5+ | 10+ | 25+ |
|---|---|---|---|---|
| **Loose Piece** | | | | |
| **Pin Contacts** | | | | |
| **285-389●** | 17.16 | 15.33 | 14.55 | 13.80 |
| **285-390●** | 15.85 | 14.34 | 13.23 | 12.45 |
| **Socket Contacts** | | | | |
| **285-407●** | 15.10 | 13.59 | 12.81 | 12.06 |
| **285-419●** | 14.35 | 12.81 | 12.06 | 11.34 |

| Order Multiple = 100 Order Code | Price Each 100+ | 500+ | 1K+ | 2K5+ |
|---|---|---|---|---|
| **Tape and Reel** | | | | |
| **Pin Contacts** | | | | |
| **124-8244●** | 0.26 | 0.24 | 0.22 | 0.20 |
| **124-8245●** | 0.17 | 0.16 | 0.14 | 0.13 |
| **124-8240●** | 0.11 | 0.10 | 0.09 | 0.08 |
| **124-8241●** | 0.16 | 0.15 | 0.14 | 0.13 |
| **124-8214●** | 0.17 | 0.14 | 0.13 | 0.13 |
| **124-8233●** | 0.15 | 0.14 | 0.13 | 0.12 |
| **124-8234●** | 0.17 | 0.16 | 0.14 | 0.13 |
| **124-8222●** | 0.27 | 0.25 | 0.23 | 0.22 |
| **Split Pin Contacts** | | | | |
| **124-8246●** | 0.12 | 0.11 | 0.11 | 0.10 |
| **124-8247●** | 0.16 | 0.15 | 0.14 | 0.13 |
| **124-8249●** | 0.13 | 0.12 | 0.11 | 0.10 |
| **124-8251●** | 0.17 | 0.16 | 0.15 | 0.14 |
| **124-8252●** | 0.16 | 0.15 | 0.14 | 0.13 |
| **Socket Contacts** | | | | |
| **124-8242●** | 0.12 | 0.11 | 0.11 | 0.10 |
| **124-8243●** | 0.17 | 0.16 | 0.14 | 0.13 |
| **124-8238●** | 0.11 | 0.11 | 0.10 | 0.09 |
| **124-8239●** | 0.17 | 0.16 | 0.14 | 0.13 |
| **124-8213●** | 0.19 | 0.17 | 0.15 | 0.14 |
| **124-8235●** | 0.16 | 0.15 | 0.14 | 0.13 |
| **124-8237●** | 0.18 | 0.17 | 0.16 | 0.14 |
| **124-8223●** | 0.36 | 0.34 | 0.31 | 0.29 |



RoHS ● Compliant ▲ Non-compliant ‡ Limited stock - RoHS replacement available



C = CYAN M = Magenta Y = Yellow B = Black/SING

## Universal MATE-N-LOK

tyco / Electronics / AMP

- Strain relief for male connector housing
- Strain relief comprises two parts

Housing material: Polyamide, 6.6 white,-55
Temperature range: -55°C to +105°C

239873/406587

| Order Multiple=5 Mftrs. List No. | Order Code | 1+ | Price Each 10+ | 50+ |
|---|---|---|---|---|
| **Single row** | | | | |
| 350811-1 | **182-2081●** | 1.73 | 1.66 | 1.63 |
| **Multirow** | | | | |
| 350812-1 | **182-2615●** | 1.89 | 1.86 | 1.79 |

## Tooling for Universal 'Mate-N-Lok'

tyco / Electronics / AMP

209078

| Wire Size mm² Industrial Crimp Tools | Mftrs. List No. | Order Code | Price Each |
|---|---|---|---|
| 0.2-0.8 | 654148-1 | **285-420** | 817.97 |
| **Extraction Tool** | 539972-1 | NEW **990-9125** | 76.53 |
| **Crimp Tool** | | | |
| 0.2-1mm² | 91510-1 | NEW **962-9440** | 881.92 |
| 0.6-2.5mm² | 91500-1 | NEW **962-9475** | 881.92 |

## Sealed Universal Mate-N-Lok

tyco / Electronics / AMP



- Economical splashproof system
- Upgrades existing Mate-N-Lok product
- Utilises two wire seals and one interface seal per mating pair
- Sealing plug for unused cavities

209305/406588

| No. of Ways | List No. | Order Code | 5+ | Price Each 500+ | 1K+ | 5K+ |
|---|---|---|---|---|---|---|
| **Interface Seal** | | | | | | |
| 2 | 794269-1 | **319-4851●** | 0.33 | – – | – – | – – |
| 3 | 794271-1 | **319-4863●** | 0.44 | 0.41 | 0.36 | 0.36 |
| 4 | 794273-1 | **319-4875●** | 0.44 | 0.41 | 0.36 | 0.36 |
| 6 | 794275-1 | **319-4887●** | 0.57 | 0.54 | 0.50 | 0.50 |
| 9 | 794277-1 | **319-4899●** | 1.15 | 1.10 | 1.07 | 1.01 |
| 12 | 794279-1 | **319-4905●** | 1.40 | 1.32 | 1.22 | 1.16 |
| 15 | 794281-1 | **319-4917●** | 1.96 | 1.82 | 1.72 | 1.66 |
| **Wire Seal** | | | **1+** | **500+** | **1K+** | **5K+** |
| 2 | 794270-1 | **319-4929●** | 0.41 | – – | – – | – – |
| 3 | 794272-1 | **319-4930●** | 0.50 | 0.47 | 0.44 | 0.41 |
| 4 | 794274-1 | **319-4942●** | 0.57 | 0.54 | 0.50 | 0.47 |
| 6 | 794276-1 | **319-4954●** | 0.74 | 0.71 | 0.67 | 0.63 |
| 9 | 794278-1 | **319-4966●** | 1.56 | 1.42 | 1.36 | 1.29 |
| 12 | 794280-1 | **319-4978●** | 1.70 | 1.61 | 1.51 | 1.44 |
| 15 | 794282-1 | **319-4980●** | 2.20 | 2.05 | 1.96 | 1.83 |
| **Splashproof Sealing Plug** | | | **10+** | **100+** | **500+** | **5K+** |
| | 770377-1 | **319-4991●** | 1.14 | 0.96 | 0.80 | 0.74 |
| **Tooling** | | | **1+** | | | |
| Seal Latch Tool | 794381-1 | **319-5004** | 3.64 | | | |
| Extraction Tool | 318851-1 | **319-5016** | 185.07 | | | |

## 0.140 Mate-N-Lok

tyco / Electronics / AMP

NEW

- 6.09mm centerline spacing
- Fully polarised
- Available in 2, 3, 9 and 18 way
- Pin and socket contact equipped with dual locking lances
- **UL** Recognised

| | | | |
|---|---|---|---|
| Current Per Contact | 28A Max | Pin Contact Material | CuZn30, with Pre-Tin finish |
| Rated voltage | 250V | Socket Contact Material | Brass, with Pre-Tin finish |
| Temperature Range | -55°C to +105°C | Centreline | 6.10mm |
| Housing Material | Nylon, **UL94V-2** | Wire range | 10 - 20 AWG |

386394

| No. of Ways | Mftrs. List No. | Order Code | 5+ | Price Each 10+ | 100+ | 250+ |
|---|---|---|---|---|---|---|
| **Plug Housing -Free** | | | | | | |
| 2 | 1-350345-0 | **857-8095●** | 0.98 | 0.85 | 0.81 | 0.72 |
| 3 | 1-350347-0 | **857-8117●** | 0.88 | 0.78 | 0.72 | 0.62 |
| 9 | 1-480586-0 | **857-8133●** | 2.12 | 1.89 | 1.69 | 1.53 |
| 18 | 925450-1 | **857-8176●** | 2.12 | 1.89 | 1.69 | 1.53 |
| **Plug Housing - Panel** | | | | | | |
| 9 | 1-480673-0 | **857-8150●** | 1.46 | 1.27 | 1.17 | 1.04 |
| **Receptacle Housing -Free** | | | | | | |
| 2 | 1-350344-0 | **857-8109●** | 0.98 | 0.85 | 0.81 | 0.72 |
| 3 | 1-350346-0 | **857-8125●** | 0.98 | 0.85 | 0.81 | 0.72 |
| 9 | 1-480585-0 | **857-8141●** | 2.12 | 1.89 | 1.69 | 1.53 |
| 18 | 925451-1 | **857-8184●** | 2.02 | 1.82 | 1.63 | 1.46 |
| **Receptacle Housing -Panel** | | | | | | |
| 9 | 1-480672-0 | **857-8168●** | 1.46 | 1.27 | 1.17 | 1.04 |
| **Order Multiple = 10** | | | **10+** | **50+** | **100+** | **250+** |
| **Pin Contacts** | | | | | | |
| 14-20AWG Pin Contact | 925660-1 | **857-8192●** | 0.40 | 0.34 | 0.31 | 0.28 |
| 10-14AWG Pin Contact | 925662-1 | **857-8214●** | 0.40 | 0.34 | 0.31 | 0.28 |
| **Socket Contacts** | | | | | | |
| 14-20AWG Socket Contact | 925661-1 | **857-8206●** | 0.40 | 0.34 | 0.31 | 0.28 |
| 10-14AWG Socket Contact | 925663-1 | **857-8222●** | 0.30 | 0.27 | 0.24 | 0.21 |
| **Tooling** | | | | **1+** | | |
| Hand Tool | 825582-2 | **359-798** | | 217.54 | | |
| Die for Pro-Crimper | 1752938-2 | **857-8230** | | 472.44 | | |
| Also see low cost crimp tool. Pro-Crimper | | | | | | |

## Mini Universal Mate-N-Lok.

tyco / Electronics / AMP



- Housing may be used to accomodate either pin or socket contacts
- Fully polarised
- Double-wire crimping possible
- Available in 2 through to 15 way
- Compact housing
- Approvals:**CSA, & VDE. UL** Recognised

| | | | |
|---|---|---|---|
| Current | 5A Max | Contact Material | Brass, with Tin finish |
| Rated voltage | 300V | Centreline | 4.2mm |
| Temperature Range | -20°C to +105°C | Contact insertion force | 4N per contact |
| Housing Material | Polyamid 6.6, **UL94V-2** | Extraction force | 0.5N per contact |
| Colour | Natural | Wire range | 26 - 18 AWG |

209247

| No. of Ways | Mftrs. List No. | Order Code | 5+ | Price Each 10+ | 100+ | 250+ |
|---|---|---|---|---|---|---|
| **Plug Housing** - Accepts pin or socket contacts | | | | | | |
| 2 | 172336-1 | **133-620●** | 0.44 | 0.42 | 0.38 | 0.35 |
| 3 | 172337-1 | **133-632●** | 0.52 | 0.50 | 0.46 | 0.42 |
| 4 | 172338-1 | **133-644●** | 0.66 | 0.63 | 0.57 | 0.53 |
| 6 | 172339-1 | **133-656●** | 0.78 | 0.75 | 0.66 | 0.63 |
| 9 | 172340-1 | **133-668●** | 0.94 | 0.90 | 0.81 | 0.78 |
| 12 | 172341-1 | **133-670●** | 1.11 | 1.05 | 0.96 | 0.87 |
| 15 | 172342-1 | **133-681●** | 1.02 | 0.96 | 0.90 | 0.81 |
| **Receptacle Housing** - Accepts pin or socket contacts | | | | | | |
| 2 | 172328-1 | **133-693●** | 0.55 | 0.53 | 0.48 | 0.44 |
| 3 | 172329-1 | **133-700●** | 0.54 | 0.52 | 0.47 | 0.44 |
| 4 | 172330-1 | **133-711●** | 0.59 | 0.56 | 0.52 | 0.47 |
| 6 | 172331-1 | **133-723●** | 0.52 | 0.50 | 0.46 | 0.42 |
| 9 | 172332-1 | **133-735●** | 0.72 | 0.69 | 0.63 | 0.57 |
| 12 | 172333-1 | **133-747●** | 0.99 | 0.93 | 0.87 | 0.78 |
| 15 | 172334-1 | **133-759●** | 1.08 | 1.05 | 0.96 | 0.87 |
| | | | **20+** | **100+** | **500+** | **1K+** |
| **Pin Contacts** | | | | | | |
| 26-22AWG Pin Contact | 170363-1 | **133-760●** | 0.16 | 0.13 | 0.12 | 0.11 |
| 22-18AWG Pin Contact | 170364-1 | **133-772●** | 0.16 | 0.13 | 0.12 | 0.11 |
| **Socket Contacts** | | | | | | |
| 26-22AWG Socket Contact | 170365-1 | **133-784●** | 0.16 | 0.13 | 0.12 | 0.11 |
| 22-18AWG Socket Contact | 170366-1 | **133-796●** | 0.16 | 0.13 | 0.12 | 0.11 |
| **Tooling** | | | **1+** | | | |
| Tool for 22-26AWG | 91529-1 | **433-9873** | 957.48 | | | |
| Tool for 22-18AWG | 755331-1 | **133-814** | 1,109.88 | | | |
| Extraction tool | 189727-1 | NEW **165-1092** | 63.86 | | | |
| Insertion Tool | 455830-1 | NEW **962-9645** | 29.48 | | | |



Prices are in Singapore Dollars and exclusive of GST.
Due to the volatile nature of certain products,
prices are subject to change without notice.

## Mini Mate-N-Lok II

**Dual Row**

- Locking plug and receptacle housing Assemblies
- Dual row
- Contacts accept wire range 30-16 AWG

| | |
|---|---|
| Housing | Polyamid , UL94V-0 |
| Contact Resistance | 20mΩ |
| Dielectric Withstanding Voltage | 1500V AC/VDC |
| Current Rating | Up to10.5A Per circuit, 2 position |
| Insulation Resistance | 100MR |
| Durability | 25 mating cycles |
| Temperature Range | -20°C to +65°C |

239847

| No.Of Ways | Mftrs List No. | Order Code | Price Each 1+ | 100+ | 250+ | 500+ |
|---|---|---|---|---|---|---|
| **Plug Housing** | | | | | | |
| 10 | 794196-1 | **361-4785●** | 3.47 | 3.08 | 2.95 | 2.79 |
| 12 | 794198-1 | **361-4797●** | 4.17 | 3.60 | 3.18 | 3.02 |
| 16 | 794206-1 | **361-4815●** | 4.27 | 3.66 | 3.56 | 3.40 |
| 18 | 794208-1 | **361-4827●** | 4.40 | 3.92 | 3.72 | 3.53 |
| 20 | 794210-1 | **361-4839●** | 4.72 | 4.21 | 4.01 | 3.82 |
| 22 | 794212-1 | **361-4840●** | 4.94 | 4.40 | 4.21 | 4.01 |
| 24 | 794214-1 | **361-4852●** | 5.17 | 4.62 | 4.40 | 4.17 |
| **Receptacle Housing** | | | | | | |
| 8 | 794193-1 | **361-4864●** | 3.50 | 3.11 | 2.99 | 2.82 |
| 10 | 794197-1 | **361-4876●** | 3.95 | 3.50 | 3.37 | 3.21 |
| 12 | 794199-1 | **361-4888●** | 4.14 | 3.66 | 3.50 | 3.34 |
| 18 | 794209-1 | **361-4918●** | 4.56 | 4.08 | 3.92 | 3.69 |
| 20 | 794211-1 | **361-4920●** | 4.72 | 4.21 | 4.01 | 3.82 |
| 22 | 794213-1 | **361-4931●** | 4.94 | 4.40 | 4.21 | 4.01 |
| 24 | 794215-1 | **361-4943●** | 5.17 | 4.62 | 4.40 | 4.17 |

## Mini Mate-N-Lok II

**PCB Receptacle**



- Multipole PCB receptacle
- Polarised to ensure correct mating
- Pitch 4,14mm
- Contacts accept wire size range 30-16 AWG

| | | | |
|---|---|---|---|
| Housing | Polyamid , UL94V-0 | Isolationswiderstand: | 100MΩ |
| Dielectric Withstanding Voltage | 1500 VAC/VDC | Durability | 25 Mating Cycles |
| Current Rating | Up to10.5A per circuit, 2 position | Temperature Range | -20°C To +65°C |

239828

| No. of Ways | Rows | Mftrs. List No. | Order Code | Price Each 1+ | 100+ | 250+ |
|---|---|---|---|---|---|---|
| **Straight** | | | | | | |
| 2 | 1 | 770166-1 | **361-4955▲‡** | 1.73 | 1.54 | 1.48 |
| 2 | 1 | 1-770166-0 | **109-8523●** | 1.73 | 1.54 | 1.48 |
| 3 | 1 | 770170-1 | **361-4967▲‡** | 1.89 | 1.70 | 1.60 |
| 3 | 1 | 1-770170-0 | **109-8525●** | 1.89 | 1.70 | 1.60 |
| 4 | 2 | 770174-1 | **361-4979▲‡** | 2.01 | 1.82 | 1.72 |
| 4 | 2 | 1-770174-0 | **109-8526●** | 2.01 | 1.82 | 1.72 |
| 6 | 2 | 770178-1 | **361-4980▲‡** | 2.21 | 1.93 | 1.86 |
| 6 | 2 | 1-770178-0 | **109-8527●** | 2.21 | 1.93 | 1.86 |
| 8 | 2 | 794065-1 | **361-4992▲‡** | 2.47 | 2.21 | 2.12 |
| 8 | 2 | 1-794065-0 | **109-8528●** | 2.47 | 2.21 | 2.12 |
| 9 | Matrix | 770182-1 | **361-5005▲‡** | 2.66 | 2.40 | 2.27 |
| 9 | Matrix | 1-770182-0 | **109-8529●** | 2.66 | 2.40 | 2.27 |
| 12 | 2 | 794066-1 | **361-5029▲‡** | 3.19 | 2.86 | 2.77 |
| 12 | 2 | 1-794066-0 | **109-8530●** | 3.19 | 2.86 | 2.77 |
| 12 | Matrix | 770186-1 | **361-5030▲‡** | 3.40 | 3.05 | 2.89 |
| 12 | Matrix | 1-770186-0 | **109-8533●** | 3.40 | 3.05 | 2.89 |
| 14 | 2 | 794067-1 | **361-5042▲‡** | 3.72 | 3.31 | 3.18 |
| 14 | 2 | 1-794067-0 | **109-8538●** | 3.72 | 3.31 | 3.18 |
| 15 | Matrix | 770190-1 | **361-5054▲‡** | 3.82 | 3.40 | 3.24 |
| 15 | Matrix | 1-770190-0 | **109-8542●** | 3.82 | 3.40 | 3.24 |
| 16 | 2 | 794068-1 | **361-5066▲** | 3.98 | 3.53 | 3.40 |
| 18 | 2 | 794069-1 | **361-5078▲** | 4.27 | 3.82 | 3.63 |
| 20 | 2 | 794070-1 | **361-5080▲‡** | 4.49 | 4.01 | 3.85 |
| 20 | 2 | 1-794070-0 | **109-8546●** | 4.49 | 4.01 | 3.85 |
| 22 | 2 | 794071-1 | **361-5091▲** | 4.82 | 4.24 | 4.08 |
| 24 | 2 | 794072-1 | **361-5108▲‡** | 5.17 | 4.62 | 4.40 |
| 24 | 2 | 1-794072-0 | **109-8552●** | 5.17 | 4.62 | 4.40 |
| **Right Angled** | | | | | | |
| 2 | 1 | 770966-1 | **361-5182▲‡** | 2.12 | 1.86 | 1.80 |
| 2 | 1 | 1-770966-0 | **109-8556●** | 2.12 | 1.86 | 1.80 |
| 3 | 1 | 770967-1 | **361-5194▲‡** | 2.21 | 1.93 | 1.86 |
| 3 | 1 | 1-770967-0 | **109-8559●** | 2.21 | 1.93 | 1.86 |
| 4 | 2 | 770968-1 | **361-5200▲‡** | 2.28 | 2.05 | 1.95 |
| 4 | 2 | 1-770968-0 | **109-8564●** | 2.28 | 2.05 | 1.95 |
| 6 | 2 | 770969-1 | **361-5212▲‡** | 2.99 | 2.63 | 2.50 |
| 6 | 2 | 1-770969-0 | **109-8565●** | 2.99 | 2.63 | 2.50 |
| **Right Angled** | | | | | | |
| 8 | 2 | 770970-1 | **361-5224▲‡** | 3.24 | 2.89 | 2.76 |
| 8 | 2 | 1-770970-0 | **109-8566●** | 3.24 | 2.89 | 2.76 |
| 10 | 2 | 770971-1 | **361-5236▲‡** | 3.53 | 3.18 | 3.02 |
| 10 | 2 | 1-770971-0 | **109-8567●** | 3.53 | 3.18 | 3.02 |
| 12 | 2 | 770972-1 | **361-5248▲‡** | 3.69 | 3.27 | 3.18 |
| 12 | 2 | 1-770972-0 | **109-8569●** | 3.69 | 3.27 | 3.18 |
| 14 | 2 | 770973-1 | **361-5250▲‡** | 4.21 | 3.69 | 3.53 |
| 14 | 2 | 1-770973-0 | **109-8570●** | 4.21 | 3.69 | 3.53 |
| 16 | 2 | 770974-1 | **361-5261▲** | 4.40 | 3.92 | 3.72 |
| 20 | 2 | 794106-1 | **361-5285▲‡** | 5.39 | 4.82 | 4.62 |
| 20 | 2 | 1-794106-0 | **109-8576●** | 5.39 | 4.82 | 4.62 |
| 22 | 2 | 794107-1 | **361-5297▲‡** | 5.94 | 5.26 | 5.04 |
| 22 | 2 | 1-794107-0 | **109-8579●** | 5.94 | 5.26 | 5.04 |
| 24 | 2 | 794108-1 | **361-5303▲‡** | 6.23 | 5.55 | 5.30 |
| 24 | 2 | 1-794108-0 | **109-8584●** | 6.23 | 5.55 | 5.30 |

## Mini Mate-N-Lok II

**Crimp Contacts**

- Crimp Contacts: Brass,Tin plated
- Supplied loose

| Wire size | Insulation-Ø mm | L mm | Mfts List No. | Order Code |
|---|---|---|---|---|
| Pin Contact | | | | |
| 0,05-0,12 | 0,89-1,27 | 19,69 | 794224-1 | 361-5315 |
| 0,12-0,3 | 1,19-1,75 | 19,69 | 794226-1 | 361-5327 |
| 0,3-0,8 | 1,50-2,39 | 19,69 | 794228-1 | 361-5339 |
| 0,5-1,2 | 2,01-3,20 | 19,69 | 794230-1 | 361-5340 |
| **Socket Contact** | | | | |
| 0,05-0,12 | 0,89-1,27 | 19,69 | 794225-1 | 361-5352 |
| 0,12-0,3 | 1,19-1,75 | 19,69 | 794227-1 | 361-5364 |
| 0,3-0,8 | 1,50-2,39 | 19,69 | 794229-1 | 361-5376 |
| 0,5-1,2 | 2,01-3,20 | 19,69 | 794231-1 | 361-5388 |

239866

| **Order Multiple=10** Mftrs List No. | Order Code | Price Each 10+ | 50+ | 100+ |
|---|---|---|---|---|
| **Pin Contact** | | | | |
| 794224-1 | **361-5315●** | 0.24 | 0.20 | 0.17 |
| 794226-1 | **361-5327●** | 0.24 | 0.20 | 0.17 |
| 794228-1 | **361-5339●** | 0.26 | – – | – – |
| 794230-1 | **361-5340●** | 0.24 | 0.20 | 0.17 |
| **Socket Contact** | | | | |
| 794225-1 | **361-5352●** | 0.24 | 0.20 | 0.17 |
| 794227-1 | **361-5364●** | 0.27 | – – | – – |
| 794229-1 | **361-5376●** | 0.24 | 0.20 | 0.17 |
| 794231-1 | **361-5388●** | 0.24 | 0.20 | 0.17 |

## Mini Universal Mate-N-Lok.

**Splash-Proof Sealed Connectors**

NEW

- Housing may be used to accomodate either pin or socket contacts
- Fully polarised
- Use with splash-proof seal to ensure a water and dust resistance assembly
- Dual locking lances assure optimum contact stability
- **UL** Recognised

| | | | |
|---|---|---|---|
| Current | 9A Max | Colour | Tin |
| Rated voltage | 600V | Contact Material | Brass, with Tin finish |
| Temperature Range | -20°C to +105°C | Centreline | 4.14mm |
| Housing Material | Nylon, UL94V-0 | Wire range | 26 - 18 AWG |

413327

| No. of Ways | Mftrs. List No. | Order Code | Price Each 5+ | 50+ | 250+ | + |
|---|---|---|---|---|---|---|
| **Order multiple = 5** | | | | | | |
| **Plug Housing** - Accepts pin or socket contacts | | | | | | |
| 2 | 794894-1 | **964-2722●** | 0.98 | 0.91 | 0.85 | – – |
| 4 | 794805-1 | **964-2730●** | 0.98 | 0.91 | 0.85 | – – |
| 6 | 794895-1 | **964-2749●** | 1.50 | 1.33 | 1.27 | – – |
| 8 | 794821-1 | **964-2757●** | 2.05 | 1.86 | 1.76 | – – |
| 10 | 794781-1 | **964-2765●** | 2.54 | 2.28 | 2.15 | – – |
| **Receptacle Housing** - Accepts pin or socket contacts | | | | | | |
| 2 | 794896-1 | **964-2773●** | 1.04 | 0.94 | 0.91 | – – |
| 4 | 794939-1 | **964-2781●** | 1.11 | 1.01 | 0.98 | – – |
| 6 | 794940-1 | **964-2790●** | 1.69 | 1.56 | 1.43 | – – |
| 8 | 794941-1 | **964-2803●** | 2.25 | 2.05 | 1.95 | – – |
| 10 | 794942-1 | **964-2811●** | 2.73 | 2.47 | 2.31 | – – |

Price Each



RoHS ● Compliant ▲ Non-compliant ‡ Limited stock - RoHS replacement available



C = CYAN M = Magenta Y = Yellow B = Black/SING

| Order multiple = 5 | | Order Code | Price Each 5+ | 50+ | 250+ | + |
|---|---|---|---|---|---|---|
| **Interface Seals** | | | | | | |
| 2 | 794772-2 | **964-2820●** | 0.51 | 0.48 | 0.44 | – – |
| 4 | 794772-4 | **964-2838●** | 0.55 | 0.51 | 0.48 | – – |
| 6 | 794772-6 | **964-2846●** | 0.51 | 0.48 | 0.44 | – – |
| 8 | 794772-8 | **964-2854●** | 0.55 | 0.51 | 0.48 | – – |
| 10 | 1-794772-0 | **964-2862●** | 0.55 | 0.51 | 0.48 | – – |
| Plug Seal, Single Cavity | 794995-1 | **964-2870●** | 0.27 | 0.27 | 0.24 | – – |
| Seal, Single Wire | 794758-1 | **964-2889●** | 0.27 | 0.27 | 0.24 | – – |

| Order multiple = 20 | | Order Code | Price Each 20+ | 100+ | 500+ | 1K+ |
|---|---|---|---|---|---|---|
| **Pin Contacts** | | | | | | |
| 26-22AWG Pin Contact | 170363-1 | **133-760●** | 0.16 | 0.13 | 0.12 | 0.11 |
| 22-18AWG Pin Contact | 170364-1 | **133-772●** | 0.16 | 0.13 | 0.12 | 0.11 |
| **Socket Contacts** | | | | | | |
| 26-22AWG Socket Contact | 170365-1 | **133-784●** | 0.16 | 0.13 | 0.12 | 0.11 |
| 22-18AWG Socket Contact | 170366-1 | **133-796●** | 0.16 | 0.13 | 0.12 | 0.11 |

| Order multiple = 1 | | Order Code | Price Each | |
|---|---|---|---|---|
| **Tooling** | | | | |
| Tool for 26-22AWG | 91529-1 | **433-9873** | 957.48 | |
| Tool for 22-18AWG | 90759-1 | **152-3510** | | 582.16 |

## Commercial 'Mate-N-Lok' Crimp 2 Way

tyco / Electronics / AMP

- Compact cable, panel or pcb housing
- Integral locking latches
- Fully polarised
- Fast and easy mating
- Approvals **UL, CSA**

| | | | |
|---|---|---|---|
| Current rating | 15A @ 250V ac | Mating cycles | 50 |
| Contact resistance | 4mΩ max | Housing | Clear Nylon 6/6, **UL94V-2** |
| Dielectric strength | 1500V ac | Contacts | Brass, tin plated |
| Insulation resistance | 500MΩ | Temperature range | -55°C to +105°C |

209079

## Plugs, Receptacles and PCB Headers

tyco / Electronics / AMP

PCB header
PCB hole dia=1.8

Socket housing

Pin housing

209080

| No. of Ways | Mftrs. List No. | Order Code | Price Each 5+ | 10+ | 100+ | 250+ |
|---|---|---|---|---|---|---|
| **Pin Housing** - Cable Mount - Accepts Pin Contacts | | | | | | |
| 2 | 1-480319-0 | **299-455●** | 1.00 | 0.66 | 0.47 | 0.41 |
| 3 | 1-480305-0 | **299-467●** | 1.37 | 0.90 | 0.66 | 0.59 |
| 4 | 1-480426-0 | **299-479●** | 1.81 | 1.14 | 0.90 | 0.78 |
| 6 | 1-480340-0 | **299-480●** | 2.46 | 1.59 | 1.23 | 1.02 |
| 8 | 1-480345-0 | **175-3964●** | 3.15 | 2.04 | 1.50 | 1.35 |
| **Socket Housing** - Cable Mount - Accepts Socket Contacts | | | | | | |
| 2 | 1-480318-0 | **299-492●** | 0.90 | 0.59 | 0.44 | 0.38 |
| 3 | 1-480303-0 | **299-509●** | 1.44 | 0.93 | 0.69 | 0.63 |
| 4 | 1-480424-0 | **148-085●** | 1.84 | 1.20 | 0.87 | 0.78 |
| 6 | 1-480270-0 | **299-510●** | 2.65 | 1.71 | 1.29 | 1.11 |
| 8 | 1-480283-0 | **175-3850●** | 3.31 | 2.16 | 1.62 | 1.41 |
| **Pin Housing** - Panel Mount | | | | | | |
| 3 | 1-480305-0 | **299-467●** | 1.37 | 0.90 | 0.66 | 0.59 |
| 4 | 1-480426-0 | **299-479●** | 1.81 | 1.14 | 0.90 | 0.78 |
| 6 | 1-480276-0 | **172-7485●** | 2.10 | 1.35 | 1.02 | 0.94 |
| 12 | 1-480278-0 | **175-3812●** | 3.99 | 2.52 | 1.89 | 1.65 |
| **Socket Housing** - Panel Mount | | | | | | |
| 3 | 1-480304-0 | **172-7450●** | 0.42 | 0.38 | 0.36 | 0.31 |
| 12 | 1-480275-0 | **175-3824●** | 2.58 | 2.07 | 1.89 | 1.84 |
| **PCB Headers** - Pin Contacts | | | | | | |
| 2 | 350209-1 | **299-522●** | 3.81 | 2.43 | 1.80 | 1.59 |
| 3 | 350210-1 | **299-534●** | 1.65 | 1.57 | 1.49 | 1.40 |
| 4 | 350211-1 | **148-086●** | 3.09 | 2.82 | 2.76 | 2.67 |
| 6 | 1-380999-0 | **299-546●** | 6.86 | 4.41 | 3.30 | 2.88 |
| 8 | 350212-1 | **359-890●** | 3.55 | 3.37 | 3.20 | 3.02 |

## Crimp Terminals for Commercial 'Mate-N-Lok'

tyco / Electronics / AMP

Socket

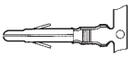

Pin

| | Wire Size (AWG) | Wire Size ($mm^2$) | Insulation Diameter | Mftrs. List No. | Order Code |
|---|---|---|---|---|---|
| Pin | 18-20 | 0.5-1 | 1.8-3.3 | 163305-2. | 299-558 |
| Pin | 18-20 | 0.5-1 | 1.8-3.3 | 163305-2 | 105-6036 |
| Pin | 14-18 | 1-2.5 | 2.5-3.8 | 163307-2 | 299-560 |
| Socket | 18-20 | 0.5-1 | 1.8-3.3 | 163304-2 | 149-091 |
| Socket | 14-18 | 1-2.5 | 2.5-3.8 | 163306-2 | 299-571 |
| Contact | Phosphor Bronze | Tin Plated | | | |

209081

| 100 Per Pack | Order Code | Price Per Pack 1+ | 5+ | 10+ | 25+ |
|---|---|---|---|---|---|
| Pin | **299-558‡** | 24.46 | 22.98 | 21.06 | 19.47 |
| Pin | **105-6036●** | 30.12 | 27.11 | 24.10 | – – |
| Pin | **299-560●** | 24.46 | 22.98 | 21.06 | 19.47 |
| Socket | **149-091●** | 24.46 | 22.98 | 21.06 | 19.47 |
| Socket | **299-571●** | 24.46 | 22.98 | 21.06 | 19.47 |

## Universal MATE-N-LOK

tyco / Electronics / AMP

- Panel or free mounting housings
- Offset latching lugs with or without window
- Single row or matrix pin layouts
- 6.35mm grid
- Approvals: **VDE, CSA, UL** recognised

| | | | |
|---|---|---|---|
| Housing material: | Nylon, UL94V-0 / UL94V-2 | Rated current : | to 19A |
| Contact material: | CuSn | Rated voltage: | 600V AC/DC |
| Soldering pin diameter: | 1,32mm | Volume resistance: | ≤35mΩ |
| Conductor cross section | 0,05-5,0$mm^2$ | Temperature range: | --55°C to +105°C |
| Insulation: | to Ø 5,1mm | | |

353567

*= no mounting lugs for strain reliefs

| Order multiple=5 Poles | Rows | Window | Typ | Order Code | Price Each 1+ | 10+ | 50+ |
|---|---|---|---|---|---|---|---|
| **Plug Housing, UL94V-0** | | | | | | | |
| 1 | 1 | - | 350865-1 | **342-2896●** | 0.36 | 0.28 | 0.27 |
| 2 | 1 | no | 350777-1 | **750-074●** | 1.84 | 1.23 | 0.90 |
| 3 | 1 | yes | 350766-4 | **342-2537●** | 0.49 | 0.40 | 0.37 |
| 3 | 1 | no | 350766-1 | **750-086●** | 2.06 | 1.32 | 0.96 |
| 4 | 1 | yes | 350779-4 | **342-2549●** | 0.56 | 0.45 | 0.43 |
| 4 | 1 | no | 350779-1 | **750-098●** | 2.71 | 1.71 | 1.32 |
| 5 | 1 | yes* | 926299-3 | **342-2550●** | 0.64 | 0.52 | 0.51 |
| 5 | 1 | no | 350809-1 | **750-104●** | 3.15 | 2.04 | 1.47 |
| 6 | 2 | yes* | 350715-4 | **342-2914●** | 1.16 | 0.96 | 0.90 |
| 6 | 2 | no | 350715-1 | **750-116●** | 3.49 | 2.25 | 1.65 |
| 9 | Matrix | yes | 350720-4 | **342-2938●** | 1.41 | 1.12 | 1.06 |
| 9 | Matrix | no | 350720-1 | **750-128●** | 3.71 | 2.40 | 1.71 |
| 12 | Matrix | yes | 350735-4 | **342-2940●** | 2.25 | 1.80 | 1.70 |
| 12 | Matrix | no | 350735-1 | **750-130●** | 4.12 | 2.70 | 2.01 |
| 15 | Matrix | yes | 350736-4 | **342-2951●** | 2.89 | 2.38 | 2.25 |
| 15 | Matrix | no | 350736-1 | **750-141●** | 6.46 | 4.11 | 3.06 |
| **Receptacle (Cap) Housing, UL94V-0** | | | | | | | |
| 1 | 1 | - | 350866-1 | **182-2627** | 0.88 | 0.85 | 0.85 |
| 2 | 1 | - | 350778-1 | **750-153●** | 2.00 | 1.29 | 0.93 |
| 3 | 1 | - | 350767-1 | **750-165●** | 2.15 | 1.35 | 1.02 |
| 4 | 1 | - | 350780-1 | **750-177●** | 2.71 | 1.71 | 1.32 |
| 5 | 1 | - | 350810-1 | **750-189●** | 3.03 | 2.01 | 1.44 |
| 6 | 2 | - | 350781-1 | **750-190●** | 3.56 | 2.31 | 1.71 |
| 8 | 1 | - | 926308-3 | **355-9324** | 0.87 | 0.63 | 0.56 |
| 9 | Matrix | - | 927231-3 | **785-4684●** | 1.16 | 0.99 | 0.92 |
| 12 | Matrix | - | 926681-3 | **342-2987●** | 1.01 | 0.85 | 0.79 |
| 15 | Matrix | - | 926647-3 | **342-2999●** | 1.32 | 1.04 | 0.98 |
| **Plug Housing, UL94V-2** | | | | | | | |
| 1 | 1 | no | 1-350867-0 | **497-2296** | 0.33 | 0.29 | 0.26 |
| 2 | 1 | no | 1-480698-0 | **285-146●** | 1.38 | 0.90 | 0.69 |
| 3 | 1 | no | 1-480700-0 | **285-158●** | 1.47 | 0.99 | 0.75 |
| 4 | 1 | no | 1-480702-0 | **285-160●** | 1.92 | 1.29 | 0.99 |
| 5 | 1 | no | 1-480763-0 | **285-171●** | 2.31 | 1.50 | 1.11 |
| 6 | 2 | no | 1-480704-0 | **285-183●** | 1.05 | 1.00 | 0.95 |
| 9 | Matrix | no | 1-480706-0 | **285-195●** | 2.16 | 1.77 | 1.14 |
| 12 | Matrix | no | 1-480708-0 | **285-201●** | 2.11 | 2.01 | 1.47 |
| 15 | Matrix | no | 1-480710-0 | **285-213●** | 3.74 | 3.06 | 2.31 |
| **Receptacle (Cap) Housing, UL94V-2** | | | | | | | |
| 1 | 1 | - | 770421-1 | **785-4676●** | 0.45 | 0.38 | 0.34 |
| 2 | 1 | - | 1-480699-0 | **285-225●** | 1.41 | 0.96 | 0.72 |
| 3 | 1 | - | 1-480701-0 | **285-237●** | 1.53 | 1.02 | 0.75 |
| 4 | 1 | - | 1-480703-0 | **285-249●** | 1.92 | 1.29 | 0.99 |
| 5 | 1 | - | 1-480764-0 | **285-250●** | 2.25 | 1.44 | 1.08 |
| 6 | 1 | - | 926307-3 | **191-2240●** | 3.78 | – – | – – |
| 6 | 2 | - | 1-480705-0 | **285-262●** | 1.86 | 1.68 | 1.29 |
| 9 | Matrix | - | 1-480707-0 | **285-274●** | 2.23 | 1.77 | 1.38 |
| 12 | Matrix | - | 1-480709-0 | **285-286●** | 2.57 | 2.01 | 1.50 |
| 15 | Matrix | - | 1-480711-0 | **285-298●** | 3.78 | 3.09 | 2.31 |

## Four Way (5¼"/3" Drives)

tyco / Electronics / AMP

A four way power connector that mates with most popular 5¼" and 3" standard disk drive units. To facilitate extension cable to be made up, a four way PCB mounting header is also available.

Prices are in Singapore Dollars and exclusive of GST.
Due to the volatile nature of certain products,
prices are subject to change without notice.

| Pin housing | Socket housing | Socket contact | PCB pin header<br>PCB mounting centres<br>4 x 1.78 dia,<br>5.08 (0.2") Pitch |
|---|---|---|---|

| | | | |
|---|---|---|---|
| Contacts | Phosphor bronze, tin plated | Wire size | 20-18 SWG (0.5-1.0mm$^2$) |
| PCB contacts | Brass, tin plated | Insulation dia. | 1.8 - 3.3 |

FOR THE COMPLETE RANGE OF COMMERCIAL 'MATE-N-LOK' CONNECTORS SEE WEB SITE.

Mftrs. List Nos: 1-480426-0 = 299-479 1-480424-0 = 148-085 350211-1 = 148-086
163305-2 = 105-6036 163304-2 = 149-090/1

208980

| 4 Way Housings | Order Code | 5+ | 10+ | 100+ | 250+ |
|---|---|---|---|---|---|
| | | Price Each | | | |
| Pin | **299-479**● | 1.81 | 1.14 | 0.90 | 0.78 |
| Socket | **148-085**● | 1.84 | 1.20 | 0.87 | 0.78 |
| PCB header | **148-086**● | 3.09 | 2.82 | 2.76 | 2.67 |
| **Contacts** | | **1+** | **5+** | **10+** | **25+** |
| | | Price Per Pack | | | |
| Pin (pack of 100) | **105-6036**● | 30.12 | 27.11 | 24.10 | – – |
| Socket (pack of 10) | **149-090**● | 2.84 | – – | – – | – – |
| Socket (pack of 100) | **149-091**● | 24.46 | 22.98 | 21.06 | 19.47 |

## Four Way (3" Drives)

tyco / Electronics / AMP

Socket housing Socket contact

A four way power connector that mates with TEAC and most popular 3½" standard disk drive units.

| | | | |
|---|---|---|---|
| Contacts | Brass, tin plated | Wire size | 0.14 — 0.52mm$^2$, 20-26AWG |
| Housing | Nylon 66 **UL94V-0** and **CSA** | Insulation dia. | 1.1, 1.9 |

Mftrs. List No. 171822-4=150-665, 170204-1=150-666

208981

| | Order Code | 5+ | 25+ | 50+ | 100+ | + |
|---|---|---|---|---|---|---|
| | | Price Each | | | | |
| Housing | **150-665**● | 0.66 | 0.53 | 0.44 | 0.31 | – – |
| **Contacts** | | | | **1+** | | |
| | | | | Price Per Pack | | |
| Socket (pack of 10) | **150-666**● | | | 2.53 | | |

## Tooling for Disk Drive Power Connectors

tyco / Electronics / AMP

Mftrs. List No. 455822-2=148-089, 465644-1=148-090

209031

| | Mftrs. List No. | Order Code | Price Each 1+ |
|---|---|---|---|
| Extraction Tool (6 way) | 455822-2 | **148-089** | 102.00 |
| Extraction Tool (4 way) | 465644-1 | **148-090** | 43.20 |

## 'Fastin-Faston'

tyco / Electronics / AMP




- Multi-position, wire harness coupling connector
- Locking lance on contacts for firm retention in housing
- 1 through to 11 way

| | | | |
|---|---|---|---|
| Housing | Polyamide 6.6 **UL94V-2** | Temperature | 105°C |
| Contacts | Brass, tin plated | | |

209213

| No. of Ways | Mftrs. List No. | Order Code | 5+ | 10+ | 100+ | 250+ |
|---|---|---|---|---|---|---|
| | | | Price Each | | | |
| **Receptacle Housing** | | | | | | |
| 1 | 925324-2 | **964-724**● | 0.22 | 0.19 | 0.16 | 0.13 |
| 2 | 180923-0 | **964-736**● | 0.38 | 0.34 | 0.31 | 0.28 |
| 2 | 180907-0 | **964-748**● | 0.47 | 0.41 | 0.38 | 0.34 |
| 3 | 180941-0 | **964-750**● | 0.50 | 0.44 | 0.41 | 0.38 |
| 4 | 180900-0 | **964-761**● | 0.56 | 0.53 | 0.44 | 0.41 |
| 6 | 925276-0 | **964-773**● | 0.81 | 0.72 | 0.63 | 0.53 |
| **Receptacle Housing** | | | | | | |
| 6 | 180904-0 | **964-785**● | 0.81 | 0.72 | 0.63 | 0.56 |
| 8 | 163007-0 | **964-797**● | 1.00 | 0.90 | 0.81 | 0.75 |
| 11 | 151325-1 | **964-803**● | 2.71 | 2.43 | 2.19 | 1.98 |
| **Tab Housing** | | | | | | |
| 1 | 180916-0 | **964-815**● | 0.34 | 0.31 | 0.28 | 0.25 |
| 2 | 180924-0 | **964-827**● | 0.47 | 0.41 | 0.38 | 0.34 |
| 2 | 180908-0 | **964-839**● | 0.47 | 0.41 | 0.38 | 0.34 |
| 3 | 180940-0 | **964-840**● | 0.53 | 0.47 | 0.41 | 0.38 |
| 4 | 180901-0 | **964-852**● | 0.56 | 0.50 | 0.44 | 0.41 |
| 6 | 180906-0 | **964-864**● | 1.23 | 1.08 | 0.99 | 0.90 |
| 8 | 163008-0 | **964-876**● | 2.09 | 1.86 | 1.71 | 1.53 |
| 11 | 151326-1 | **964-888**● | 2.71 | 2.40 | 2.16 | 1.98 |

## Crimp Terminals for 'Fastin-Faston'

tyco / Electronics / AMP

Contact Brass, Tin plated

| | Wire Size (mm$^2$) | Insulation Diameter | Mftrs. List No. | Order Code |
|---|---|---|---|---|
| Receptacles | 0.3-0.8 | 2.2-3.2 | 60838-1 | 964-890 |
| Receptacles | 0.8-2.1 | 3.1-4.1 | 42238-2 | 964-906 |
| Receptacles | 0.8-2.1 | 3.1-4.1 | 42282-2 | 964-918 |
| Tabs | 0.3-0.8 | 2.2-3.1 | 61316-1 | 964-920 |
| Tabs | 0.8-2.1 | 3.1-4.1 | 42241-2 | 964-931 |
| Tabs | 0.8-2.1 | 3.1-4.1 | 42565-2 | 964-943 |

209212

| 25 Per Pack | Mftrs. List No. | Order Code | 1+ | 5+ | 10+ | 25+ | + |
|---|---|---|---|---|---|---|---|
| | | | Price Per Pack | | | | |
| Receptacle | 60838-1 | **964-890**● | 5.58 | 5.10 | 4.74 | 4.32 | – – |
| Receptacle, multiple Housing | 42238-2 | **964-906**● | 6.99 | 6.36 | 5.97 | 5.43 | – – |
| Receptacle, Single Housing | 42282-2 | **964-918**● | 5.43 | 4.74 | 4.47 | 4.05 | – – |
| Tab | 61316-1 | **964-920**● | 8.58 | 8.16 | 7.74 | 6.96 | – – |
| Tab, multiple Housing | 42241-2 | **964-931**● | 6.74 | 6.45 | 6.15 | 5.49 | – – |
| Tab, single Housing | 42565-2 | **964-943**● | 5.68 | 5.43 | 5.16 | 4.65 | – – |

## Tooling for 'Fastin-Faston'

tyco / Electronics / AMP

- Ratchet Crimp Tool

209211

| Mftrs. List No. | Order Code | Price Each |
|---|---|---|
| 674655 | **964-955** | 398.23 |

## Positive Lock '250 Series'

tyco / Electronics / AMP

- Suitable for environments with strong vibration and mechanical strain
- Easy mating contact, good mechanical lock
- Receptacle has internal ramp design, engages with contact latch
- Housing available in three colours, natural, black and red

| | | | |
|---|---|---|---|
| Housing | Polyamide 6.6 **UL94V-2** | Temperature | 140°C |
| Contacts | Brass, tin plated | | |

209248

## Housings




Note: 1) 341300-9 for use with 341411 & 341412 only
2) 172076-1 for use 170335-1 only
3) 926522-1 mates with Fastin-Faston housing 180908
4) 926330-1 mates with Fastin-Faston housing 180906
5) 926646-1 mates with Fastin-Faston housing 163008

8

Connectors - Multipole

● Compliant
◄ Non-compliant
‡ Limited stock - RoHS replacement available

RoHS



C = CYAN M = Magenta Y = Yellow B = Black/SING

209250

| No. of Ways | Colour | Mftrs. List No. | Order Code | Price Each 10+ | 50+ | 100+ | 500+ | + |
|---|---|---|---|---|---|---|---|---|
| **Housing - For Premier Range Receptacles** | | | | | | | | |
| 1 | Black | 154719-0 | **148-076**● | 0.13 | 0.11 | 0.11 | 0.09 | – – |
| 1 | Natural | 154719-1 | **148-106**● | 0.09 | – – | – – | – – | – – |
| 1 | Red | 154719-2 | **148-167**● | 0.13 | 0.11 | 0.11 | 0.09 | – – |
| 2 | Black | 926522-1 | **148-192**● | 0.22 | 0.21 | 0.20 | 0.18 | – – |
| | | | | **5+** | **50+** | **100+** | **500+** | **+** |
| 6 | Black | 926330-1 | **148-209**● | 0.69 | 0.66 | 0.63 | 0.56 | – – |
| **Housing - For Standard Range Receptacles** | | | | | | | | |
| | | | | **10+** | **50+** | **100+** | **500+** | **+** |
| 1 | Black | 341300-9 | **148-222**● | 0.09 | – – | – – | – – | – – |
| 1 | Black | 172076-1 | **148-234**● | 0.16 | 0.14 | 0.13 | 0.11 | – – |

## SDE Options and available Dies

tyco / Electronics / AMP

**Tool Options**

9629696

360170

4132518

9629670

9629700

NEW

The Battery tool kit is supplied in a durable plastic carry case and includes:

- Battery tool with SDE head (closed barrel & coax dies ONLY)
- Battery charger - 230v
- Two batteries
- Storage space for SDE dies

SDE or Standard Die Envelope is an innovation from Tyco Electronics that provides cost effective flexibility through a common die outline.**SDE dies can be used in the hand or powered options listed **** see note.

| Tool - without dies | Mftrs. List No. | Order Code | Price Each 1+ |
|---|---|---|---|
| Procrimper III | 354940-1 | **360-170** | 177.56 |
| PEW 12 | 9-1478240-0 | **413-2440** | 229.90 |
| Pneumatic Tool | 1213855-1 | **962-9700** | 4,143.15 |
| Electric Terminator | 1490076-2 | **962-9696** | 5,649.75 |
| Battery Tool Kit | 1725837-2 | **962-9670** | 3,357.30 |

## SDE Dies

**Only dies marked ** are compatible with Battery Tool Kit**

414615

| Product Type | Wire Size: mm - (AWG) | Mftrs. List No. | Order Code | Price Each 1+ |
|---|---|---|---|---|
| PIDG & Plasti-grip ** | 0.40 - 6.0 (22 - 10) | 58423-1 | **360-326** | 65.34 |
| HD20 & HDP-20 | 0.08 - 0.6 (28 - 20) | 58448-3 | **360-259** | 263.40 |
| HDP-22 | 0.08 - 0.4 (28 - 22) | 90800-2 | **962-9505** | 230.18 |
| Multimate | 0.80 - 1.5 (28 - 16) | 58495-2 | **360-200** | 193.80 |
| CST100 | 0.15 - 0.4 (26 - 22) | 58517-2 | **360-314** | 429.00 |
| Faston | 1.00 - 2.5 (18 - 14) | 58524-2 | **360-363** | 358.05 |
| Faston | 2.50 - 6.0 (14 - 10) | 58525-2 | **360-375** | 430.65 |
| Solistrand ** | 0.40 - 6.0 (22 - 10) | 58545-1 | **360-351** | 112.71 |
| Superseal 1.5 series | 0.50 - 1.0 (21 - 18) | 58583-2 | **962-9637** | 230.18 |
| Circular DIN 72585 ** | 1.00 - 2.5 (18 - 14) | 58606-2 | **962-9629** | 585.90 |
| PE Series - 4.2mm | 0.15 - 0.4 (26 - 22) | 91387-2 | **811-6300** | 2,158.30 |
| PE Series - 4.2mm | 0.40 - 1.0 (22 - 18) | 91388-2 | **811-6318** | 1,302.51 |
| Ultrafast | 0.15 - 2.5 (26 - 14) | 58628-2 | **962-9610** | 451.05 |
| Ultrafast | 4.00 - 6.0 (12 - 10) | 58630-2 | **962-9602** | 451.05 |
| AMP Modu | 0.15 - 0.4 (26 - 22) | 58641-2 | **962-9580** | 451.05 |
| Mate-N-Lok 3.5mm / 0.14" | 0.60 - 2.5 (20 - 14) | 1752938-2 | **857-8230** | 472.44 |
| Universal Mate-N-Lok | 0.20 - 1.0 (24 - 18) | 90548-2 | **962-9548** | 230.18 |
| Universal Mate-N-Lok | 0.60 - 2.5 (20 - 14) | 58637-2 | **962-9599**† | 230.18 |
| Universal Mate-N-Lok | 0.60 - 2.5 (20 - 14) | 90547-2 | **360-272**† | 285.45 |
| Commercial Mate-N-Lok | 0.20 - 1.0 (24 - 18) | 90574-2 | **962-9530** | 230.18 |
| Commercial Mate-N-Lok | 0.60 - 2.5 (20 - 14) | 90575-2 | **360-302** | 248.96 |
| Mini Universal Mate-N-Lok & Mini-CPC | 0.15 - 0.4 (26 - 22) | 90758-2 | **962-9521** | 230.18 |
| Mini Universal Mate-N-Lok & Mini-CPC | 0.40 - 1.0 (22 - 18) | 90759-2 | **421-3841** | 330.99 |
| Mini Universal Mate-N-Lok & Mini-CPC | 0.60 - 1.5 (20 - 16) | 90760-2 | **962-9513** | 230.18 |
| Micro MATE-N-LOK | 0.05 - 0.6 (30 - 20) | 91391-2 | **111-1472** | 230.18 |
| Greenpar ** | RG58, 59, URM 70, Belden 9907, BT 2002 | 9-1478242-0 | **413-2452** | 230.18 |
| Greenpar ** | PSF 1/2M, Belden 8281 | 9-1478243-0 | **413-2464** | 148.80 |
| Greenpar ** | RG 174, 179, BT 3002 | 9-1478245-0 | **413-2476** | 230.18 |
| Greenpar ** | RG18, 9, 213 | 9-1478246-0 | **413-2488** | 230.18 |
| Greenpar ** | BT 2003 | 9-1478247-0 | **413-2490** | 156.94 |
| Greenpar ** | RG 174, 178 | 9-1478248-0 | **413-2506** | 230.18 |

**† 9629599 = Insulation diameter 3.30mm (0.13") max**
**† 360272 = Insulation diameter 5.08mm (0.20") max**

## DIN 43589-1 Connectors
## 80A, 160A and 320A Plugs and Sockets

REMA

A High current connector system developed primarily for electric vehicle applications. Supplied with voltage polarising key. The key can be located in six different positions according to voltage requirement.

- 80A 160A and 320A current ratings
- Solder contacts
- 6 Voltage settings
- Housings have a sturdy moulded handle for ease of mating and unmating
- Battery acid proof housing

236527/406596

| | Mftrs. List No. | Order Code | Price Each 1+ | 50+ | 100+ |
|---|---|---|---|---|---|
| 80A Plug | 95199-00. | **397-4169** | 18.04 | 15.31 | 13.51 |
| 80A Plug | 95199-00 | **112-2521**● | 18.04 | 15.31 | 13.51 |
| 80A Socket | 95309-00. | **397-4170** | 19.71 | 16.76 | 14.80 |
| 80A Socket | 95309-00 | **112-2522**● | 19.71 | 16.76 | 14.80 |
| Handle 80A | 95244-00. | **397-4224** | 4.04 | 3.43 | 3.05 |
| Handle 80A | 95244-00 | **112-2528**● | 4.04 | 3.43 | 3.05 |
| 160A Plug | 95044-01. | **397-4182** | 20.83 | 17.69 | 15.63 |
| Handle 80A | 95044-01 | **112-2523**● | 20.83 | 17.69 | 15.63 |
| 160A Plug | 95017-01. | **397-4194** | 26.71 | 22.69 | 20.03 |
| 160A Socket + Handle | 95017-01 | **112-2524**● | 26.71 | 22.69 | 20.03 |
| 160A Socket + Handle | 95505-01. | **397-4200** | 31.17 | 26.51 | 23.37 |
| 320A Plug | 95505-01 | **112-2525**● | 31.17 | 26.51 | 23.37 |
| 320A Plug | 95605-02. | **397-4212** | 38.65 | 32.84 | 29.02 |
| 320A Socket + Handle | 95605-02 | **112-2527**● | 38.65 | 32.84 | 29.02 |
| Handle 160A, 320A | 95066-01 | **397-4236** | 3.78 | 3.29 | 2.90 |

## Trident - 'Snap Together' Series

Cannon
ITT Industries
Engineered for life



Low installation cost connectors for signal and power internal wiring applications.

Rated at up to 13A and 250V ac they provide easy assembly and removal of circuit boards, fans, motors, transformers etc. Comprising free plugs, panel and PCB mounting receptacles plus a wide range of crimp and solder contacts, the system offers a versatile, reliable and cost effective interconnection solution.

- Integral retaining latches and polarisation
- Plug housings accept both pin and socket contacts
- **UL** and **CSA** recognised

| | |
|---|---|
| Operating voltage | 250V ac |
| Maximum current | 13A |
| Temperature range | -55°C to 105°C (free plug, panel receptacle)<br>-40°C to 105°C (PCB receptacle) |
| Insulation resistance | 5000MΩ |
| Housing | Black Nylon , UL94V-0 |

230649

Prices are in Singapore Dollars and exclusive of GST.
Due to the volatile nature of certain products, prices are subject to change without notice.

## Free Plugs and Strain Relief Hoods

Cannon ITT Industries





Free plug

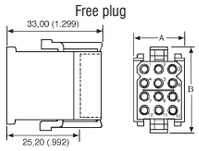


Strain relief hood

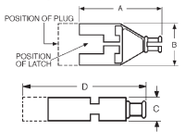


- Free plug accepts pin or socket contacts
- Mates with panel or PCB mounting receptacles
- Contacts to be ordered separately
- Hood provides strain relief and wire protection
- Secure with cable tie (not supplied)

| No. of Ways | Dimensions A | Dimensions B |
|---|---|---|
| 2 | 15.5 | 17.0 |
| 3 | 19.0 | 17.0 |
| 4 | 24.0 | 17.0 |
| 6 | 19.0 | 22.0 |
| 12 | 19.0 | 32.0 |
| 24 | 24.0 | 42.0 |
| 36 | 49.5 | 32.0 |

| No. of Ways | Wire Bundle Dia. | Dimensions A | B | C | D |
|---|---|---|---|---|---|
| 2 | 2.3mm - 8.3mm | 46.2 | 16.1 | 11 | 56.5 |
| 3 | 2.3mm - 8.3mm | 46.2 | 18.6 | 11 | 56.5 |
| 4 | 3.0mm - 10.0mm | 46.2 | 23.7 | 11 | 56.5 |
| 6 | 2.3mm - 8.3mm | 46.2 | 19 | 16.4 | 56.5 |
| 12 | 3.0mm - 10.0mm | 45.5 | 19 | 26.4 | 55.8 |
| 24 | 4.6mm - 12.7mm | 51 | 24 | 36.8 | 60.3 |
| 36 | 7.0mm - 15.9mm | 57.5 | 49.5 | 26.4 | 68 |

Mftrs. List No. TST02PA00=118-8205, TST03PA00=118-8206, TST04PA00=118-8207, TST06PA00=118-8208, TST12PA00=118-8209, TST24PA00=118-8210, TST36PA00=118-8212, TST02AH00=118-8213, TST03AH00=118-8214, TST04AH00=118-8216, TST06AH00=118-8217, TST12AH00=118-8218, TST24AH00=118-8219, TST36AH00=118-8220

FOR SUITABLE CABLE TIE SEE **CABLE ACCESSORIES SECTION**

230658

| No. of Ways | Order Code | Price Each 1+ | 25+ | 50+ | 100+ | + |
|---|---|---|---|---|---|---|
| **Free Plug** - Accepts Pin or Socket Contacts | | | | | | |
| 2 | **118-8205●** | 1.09 | 1.00 | 0.87 | 0.71 | – – |
| 3 | **118-8206●** | 0.83 | 0.74 | 0.67 | 0.54 | – – |
| 4 | **118-8207●** | 1.35 | 1.16 | 1.03 | 0.83 | – – |
| 6 | **118-8208●** | 0.93 | 0.83 | 0.74 | 0.60 | – – |
| 12 | **118-8209●** | 1.16 | 1.03 | 0.90 | 0.74 | – – |
| 24 | **118-8210●** | 1.89 | 1.67 | 1.48 | 1.19 | – – |
| 36 | **118-8212●** | 3.27 | 2.86 | 2.54 | 2.05 | – – |
| **Strain Relief Hood** | | | | | | |
| 2 | **118-8213●** | 1.53 | 1.30 | 1.17 | – – | – – |
| 3 | **118-8214●** | 1.47 | 1.23 | 1.09 | – – | – – |
| 4 | **118-8216●** | 1.61 | 1.40 | 1.23 | – – | – – |
| 6 | **118-8217●** | 1.98 | 1.71 | 1.50 | – – | – – |
| 12 | **118-8218●** | 1.94 | 1.67 | 1.50 | – – | – – |
| 24 | **118-8219●** | 3.00 | 2.59 | 2.32 | – – | – – |
| 36 | **118-8220●** | 3.00 | 2.59 | 2.32 | – – | – – |

## Trident - 'Snap Together - Slimline' Series

Cannon ITT Industries



Low profile connectors for circuit board wiring. Rated at up to 10A and 250V ac the precision machined contacts are ideal for power and signal applications. Comprising free plugs and PCB mounting pin headers in straight or 90° mounting options.

- Less than 10mm width on PCB
- Plugs have integral moulded quick connect/disconnect retaining latches
- Plug housings accept formed or machined socket contacts
- PCB headers pre-loaded with straight or 90° tin plated machined pin contacts
- **UL** and **CSA** recognised

| | | | |
|---|---|---|---|
| Operating voltage | 250V ac | Insulation resistance | 5000MΩ |
| Maximum current | 10A | Housing | Nylon, UL94V-0 |
| Temperature range | -40°C to 105°C | | |

230670

## Pin Headers

Cannon ITT Industries



Straight

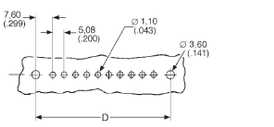


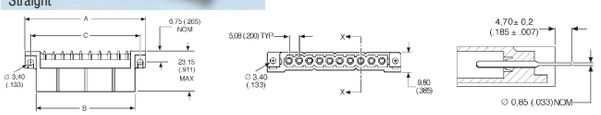




90°

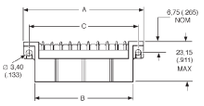


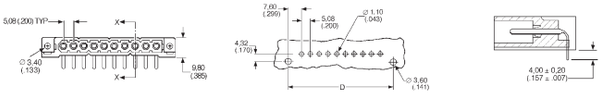


| No. of Ways | Dimensions (mm) A | B | C | D |
|---|---|---|---|---|
| 3 | 31.4 | 19.4 | 25.5 | 25.5 |
| 4 | 36.5 | 14.5 | 30.6 | 30.6 |
| 6 | 46.7 | 34.7 | 40.7 | 40.7 |
| 9 | 61.9 | 49.9 | 56.0 | 56.0 |
| 10 | 67.0 | 55.0 | 61.1 | 51.6 |

- Accept socket contacts
- Contacts to be ordered separately

Mftrs. List No. TST03RD01T=118-6692, TST04RD01T=118-6694, TST06RD01T=118-6695, TST09RD01T=118-6696, TST10RD01T=118-6697, TST03RE01T=118-6698, TST04RE01T=118-6699, TST06RE01T=118-6701, TST09RE01T=118-6702, TST10RE01T=118-6703

230675

| No. of Ways | Order Code | Price Each 1+ | 25+ | 50+ | 100+ | + |
|---|---|---|---|---|---|---|
| **Sraight Header** | | | | | | |
| 3 | **118-6692●** | 3.60 | 3.15 | 2.76 | 2.28 | – – |
| 4 | **118-6694●** | 3.63 | 3.18 | 2.79 | 2.31 | – – |
| 6 | **118-6695●** | 5.04 | 4.40 | 3.88 | 3.18 | – – |
| 9 | **118-6696●** | 7.06 | 6.16 | 5.49 | 4.43 | – – |
| 10 | **118-6697●** | 8.54 | 7.45 | 6.58 | 5.36 | – – |
| **90° Header** | | | | | | |
| 3 | **118-6698●** | 5.30 | 4.62 | 4.08 | 3.34 | – – |
| 4 | **118-6699●** | 5.94 | 5.17 | 4.56 | 3.72 | – – |
| 6 | **118-6701●** | 8.35 | 7.29 | 6.42 | 5.23 | – – |
| 9 | **118-6702●** | 10.91 | 9.47 | 8.38 | 6.84 | – – |
| 10 | **118-6703●** | 12.39 | 10.79 | 9.50 | 7.77 | – – |

## 'Qikmate' Crimp 2 to 36 Way 13A

SOURIAU Connection Technology

Hood for free plug



Free plug Chassis socket

Contact configurations

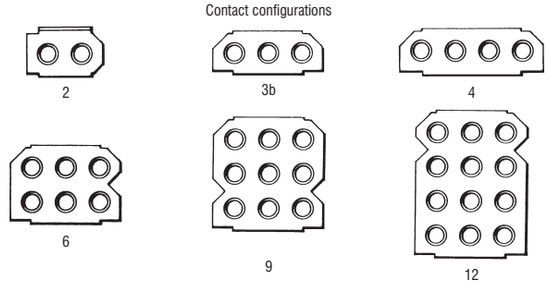


● Compliant
◄ Non-compliant
‡ Limited stock - RoHS replacement available

RoHS





C = CYAN M = Magenta Y = Yellow B = Black/SING

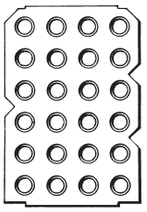

24 way=4 x 6
36 way=4 x 9

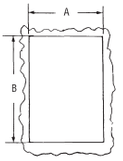


Panel Cut-out
Panel thickness=0.8-2.3

| | A x B | Hood Max Cable dia |
|---|---|---|
| 2 way | 11.4x11.6 | 8.4 |
| 3 way | 16.5x11.6 | 8.4 |
| 4 way | 21.7x11.6 | 9.9 |
| 6 way | 16.5x16.7 | 8.1 |
| 9 way | 16.5x21.6 | 9.1 |
| 12 way | 16.7x26.7 | 9.1 |
| 24 way | 21.7x36.9 | 12.7 |
| 36 way | 47.2x26.7 | 15.7 |

Rectangular plastic shells offering a range from 2 to 36 way, available in chassis or free housings. The pin housings can be fitted with a hood for added safety. Strain relief is provided via a cable tie (not supplied).

Housing Polyamide 6,6 Temperature range -55°C to +105°C

**Order Contacts Separately - SEE THIS PAGE**

219680

| No. of Ways | Mftrs. List No. | Order Code | Price Each 10+ | 50+ | 100+ | 500+ | + |
|---|---|---|---|---|---|---|---|
| **Free Plug** - Accepts Pin or Socket Contacts | | | | | | | |
| 2 | SMS2P1 | **365-2105●** | 1.03 | 0.90 | 0.81 | 0.69 | – – |
| 3 | SMS3P1 | **365-2117●** | 0.78 | 0.72 | 0.68 | – – | – – |
| 4 | SMS4P1 | **365-2129●** | 1.26 | 1.11 | 0.96 | 0.81 | – – |
| 6 | SMS6P1 | **365-2130●** | 0.90 | 0.81 | 0.75 | 0.74 | – – |
| 9 | SMS9P1 | **365-2142●** | 2.12 | 1.92 | 1.77 | 1.50 | – – |
| 12 | SMS12P1 | **365-2154●** | 1.08 | 1.07 | – – | – – | – – |
| 24 | SMS24P1 | **365-2166●** | 1.86 | 1.68 | 1.53 | 1.44 | – – |
| 36 | SMS36P1 | **365-2178●** | 3.09 | 2.82 | 2.55 | 2.19 | – – |
| **Chassis Socket** - Accepts Pin or Socket Contacts | | | | | | | |
| 2 | SMS2R1 | **365-2180●** | 0.81 | 0.75 | 0.69 | 0.61 | – – |
| 3 | SMS3R1 | **365-2191●** | 0.84 | 0.78 | 0.72 | 0.60 | – – |
| 4 | SMS4R1 | **365-2208●** | 1.04 | 0.96 | 0.90 | 0.75 | – – |
| 6 | SMS6R1 | **365-2210●** | 0.90 | 0.81 | 0.75 | 0.63 | – – |
| 9 | SMS9R1 | **365-2221●** | 1.37 | 1.26 | 1.14 | 0.93 | – – |
| 12 | SMS12R1 | **365-2233●** | 1.04 | 0.96 | 0.90 | 0.75 | – – |
| 24 | SMS24R1 | **365-2245●** | 1.71 | 1.53 | 1.41 | 1.20 | – – |
| 36 | SMS36R1 | **365-2257●** | 2.75 | 2.49 | 2.28 | 1.92 | – – |
| **Hoods for Free Plugs** - (Supplied as 20 half mouldings per pack) | | | | | | | |
| 6 | SMS6H1 | **365-2294●** | 1.89 | 1.85 | 1.66 | 1.30 | – – |
| 9 | SMS9H1 | **365-2300●** | 2.67 | 2.44 | 2.28 | 1.89 | – – |
| 12 | SMS12H1 | **365-2312●** | 1.89 | 1.69 | 1.56 | 1.55 | – – |
| 24 | SMS24H1 | **365-2324●** | 2.89 | 2.60 | 2.59 | – – | – – |
| 36 | SMS36H1 | **365-2336●** | 2.90 | 2.67 | 2.41 | 2.02 | – – |

## Qikmate with Moulded on Hood

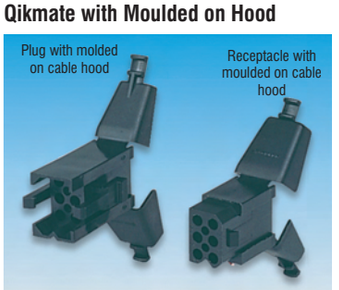


- Moulded integral hood, reduces assembly time
- Receptable and plug housing have hoods
- Large cable exit, allows different cable diameters in some housing

Housing Black Polyamide 6,6
Temperature range -55°C to +105°C

Mftrs. List No. Pin housing SHSxxPDHI, Socket housing SMSxxRDHI, where xx=no. of ways

219709

| No. of Ways | Order Code | Price Each 1+ | 10+ | 100+ | 500+ | + |
|---|---|---|---|---|---|---|
| **Free Plug** - Accepts Pin or Socket Contacts | | | | | | |
| 2 | **535-813●** | 2.67 | 2.16 | 1.89 | 1.50 | – – |
| 3 | **535-825●** | 2.61 | 2.10 | 1.83 | 1.47 | – – |
| 4 | **535-837●** | 4.49 | 2.40 | 2.13 | 1.65 | – – |
| 6 | **535-849●** | 2.95 | 2.40 | 2.07 | 1.65 | – – |
| 9 | NEW **485-7987●** | 3.68 | 2.99 | 2.57 | 2.31 | – – |
| 12 | **535-850●** | 3.53 | 2.88 | 2.46 | 1.98 | – – |
| 24 | **535-862●** | 4.21 | 3.42 | 2.97 | 2.40 | – – |
| 36 | **535-874●** | 5.15 | 4.14 | 3.60 | 2.91 | – – |
| **Free Socket** - Accepts Pin or Socket Contacts | | | | | | |
| 2 | **537-822●** | 2.95 | 2.40 | 2.07 | 1.65 | – – |
| 3 | **537-834●** | 2.81 | 2.25 | 1.98 | 1.56 | – – |
| 4 | **537-846●** | 3.21 | 2.61 | 2.28 | 1.80 | – – |
| 6 | **537-858●** | 3.21 | 2.61 | 2.28 | 1.80 | – – |
| 9 | NEW **485-7999●** | 4.00 | 3.19 | 2.90 | 2.64 | – – |
| 12 | **537-860●** | 3.85 | 3.12 | 2.70 | 2.16 | – – |
| 24 | **537-871●** | 5.28 | 4.26 | 3.69 | 3.09 | – – |
| 36 | **537-883●** | 5.65 | 4.59 | 3.96 | 3.18 | – – |

## PCB Mounting (Including Pins or Sockets)




The PCB mounting versions mount directly on 0.1" pitch PCB (pin spacing=5.08) and have mounting ears for better stability. Available in pin and socket contact options.

| | | | |
|---|---|---|---|
| Current rating | 5A | Housing | Black Polyamide 6.6 |
| Contact resistance | 6mΩ max | Plating | 3.8µ Tin |
| | | Temperature rating | -55°C to +105°C |

Mftr. List No. Pin contacts = SMS xxE4TR29
Socket contacts = SMS xxRE3TR29 where xx=No of ways

208983

| No. of Ways | Order Code | Price Each 1+ | 25+ | 100+ | 250+ | + |
|---|---|---|---|---|---|---|
| **Pin Contacts** | | | | | | |
| 2 | **240-126●** | 3.12 | 2.91 | 2.55 | 2.25 | – – |
| 3 | **240-138●** | 3.00 | 2.70 | 2.49 | 2.19 | – – |
| 4 | **240-140●** | 2.56 | 2.40 | 2.19 | 1.83 | – – |
| 6 | **240-151●** | 3.18 | 2.91 | 2.67 | 2.25 | – – |
| 9 | **240-163●** | 5.27 | 4.92 | 4.47 | 3.78 | – – |
| 12 | **240-175●** | 5.46 | 4.95 | 4.53 | 3.90 | – – |
| 24 | **240-187●** | 9.42 | 8.58 | 7.74 | 6.39 | – – |
| 36 | **210-675●** | 10.11 | 9.30 | 8.43 | 7.17 | – – |
| **Socket Contacts** | | | | | | |
| 2 | **240-199●** | 3.12 | 2.88 | 2.58 | 2.25 | – – |
| 3 | **240-205●** | 3.18 | 2.88 | 2.70 | 2.34 | – – |
| 4 | **240-217●** | 3.37 | 3.00 | 2.64 | 2.34 | – – |
| 6 | **240-229●** | 4.99 | 4.68 | 4.32 | 3.69 | – – |
| 12 | **240-230●** | 7.18 | 6.75 | 6.30 | 5.43 | – – |
| 24 | **240-242●** | 10.61 | 9.66 | 8.85 | 7.59 | – – |
| 36 | **210-687●** | 13.73 | 12.51 | 11.46 | 9.81 | – – |

## Metalok Bantam, Qikmate, UTG & UTO Contacts




The contacts are two part. The body is made of a highly conductive copper alloy with a stainless steel outer spring in either tin or gold plated options. Gold plated contacts do not oxidise and are therefore more suitable for use in corrosive atmospheres.

This also leads to lower contact pressure and are therefore suitable for larger way connectors. Both fit the 'Metalok Bantam', Qikmate', UTG & UTO housings.

| | | | |
|---|---|---|---|
| Contact rating | @ 750Vrms | Contacts | Copper alloy, Gold 1.5µ |
| Insulation resistance | 6mΩ max. | | Copper alloy, Gold 0.25µ, over nickel 3µ |

Mftrs List No. SM16ML11TK6 = 365-1927, SM24ML1D70 = 365-2087, SC24ML1TK6 = 365-1976
SM24ML1TK6 = 365-1940, SC20ML1D70 = 365-2014, SM20ML1D70 = 365-1990
SC20ML1TK6 = 365-1964, SM20ML1TK6 = 365-1939 SC16ML11D70 = 365-2002
SM16ML11D70 = 365-1988, SC16ML11TK6 = 365-1952 SC24ML1D70 = 365-2099

209358

| Wire Size | Order Code | Price Each 25+ | 100+ | 500+ | 1K+ |
|---|---|---|---|---|---|
| **Tin Plated Pins** | | | | | |
| 18—16AWG, 0.8—1.5mm² | **365-1927●** | 0.58 | 0.53 | 0.45 | 0.34 |
| 22—20AWG, 0.35—0.5mm² | **365-1939●** | 0.58 | 0.53 | 0.45 | 0.34 |
| 26—24AWG, 0.13—0.25mm² | **365-1940●** | 0.58 | 0.53 | 0.45 | 0.34 |
| **Tin Plated Sockets** | | | | | |
| 18—16AWG, 0.8—1.5mm² | **365-1952●** | 0.56 | 0.51 | 0.44 | 0.33 |
| 22—20AWG, 0.35—0.5mm² | **365-1964●** | 0.56 | 0.51 | 0.44 | 0.33 |
| 26—24AWG, 0.13—0.25mm² | **365-1976●** | 0.56 | 0.51 | 0.44 | 0.33 |
| **Gold Plated Pins** | | | | | |
| 18—16AWG, 0.8—1.5mm² | **365-1988●** | 0.42 | 0.38 | 0.32 | 0.24 |
| 22—20AWG, 0.35—0.5mm² | **365-1990●** | 0.41 | 0.37 | 0.31 | 0.24 |
| 26—24AWG, 0.13—0.25mm² | **365-2087●** | 0.41 | 0.37 | 0.31 | 0.24 |
| **Gold Plated Sockets** | | | | | |
| 18—16AWG, 0.8—1.5mm² | **365-2002●** | 0.44 | 0.39 | 0.33 | 0.25 |
| 22—20AWG, 0.35—0.5mm² | **365-2014●** | 0.43 | 0.38 | 0.33 | 0.25 |
| 26—24AWG, 0.13—0.25mm² | **365-2099●** | 0.43 | 0.38 | 0.33 | 0.25 |

## Solid Machined Contacts

Socket contact Pin contact

Gold plated solid machined crimp contacts suitable for heavy duty and high performance applications. The snap-in pins and sockets are colour coded for different wire sizes.

| | | | |
|---|---|---|---|
| Contact rating | @ 750Vrms | Contacts | Copper alloy, 0.4µ Gold plated |
| Contact resistance | 3mΩ max. | | |

Mftrs. List No. RM16M23K = 365-2026, RM20M12K = 365-2038, RM24M9K = 365-2040
RC16M23K = 365-2051, RC20M12K = 365-2063, RC24M9K = 365-2075

209359



Prices are in Singapore Dollars and exclusive of GST.
Due to the volatile nature of certain products, prices are subject to change without notice.

| Wire size | Order Code | Price Each 25+ | 50+ | 250+ | 1K+ |
|---|---|---|---|---|---|
| **Pins** | | | | | |
| 20—16AWG, 0.52—1.5mm² | **365-2026**● | 0.72 | 0.66 | 0.58 | 0.50 |
| 22—20AWG, 0.32—0.52mm² | **365-2038**● | 0.72 | 0.66 | 0.58 | 0.50 |
| 26—24AWG, 0.13—0.2mm² | **365-2040**● | 0.72 | 0.66 | 0.58 | 0.50 |
| **Sockets** | | | | | |
| 20—16AWG, 0.52—1.5mm² | **365-2051**● | 0.84 | 0.78 | 0.69 | 0.59 |
| 22—20AWG, 0.32—0.52mm² | **365-2063**● | 0.84 | 0.78 | 0.69 | 0.59 |
| 26—24AWG, 0.13—0.2mm² | **365-2075**● | 0.84 | 0.78 | 0.69 | 0.59 |

## Tooling

SOURIAU




Two high quality metal ratchet hand crimp tools. The machined and coaxial contact crimp tool requires a positioner for each contact. Coaxial contacts require both an inner and outer positioner.

Crimp Tool Settings

| Coaxial Contact | | Machined Contact | | | | |
|---|---|---|---|---|---|---|
| Inner | Outer | 16AWG | 20AWG | 22AWG | 24AWG | 26AWG |
| 1 | 8 | 8 | 6/7 | 5/7 | 6 | 5 |

Mftrs. List No. Y16SCM2 = 105-497, MH MH86-166 = 105-993, MH860 = 105-992, MH MH86-167 = 105-994, MH MH86-164G = 151-779, RX2025GE1 = 105-498

209361

| | Order Code | Price Each |
|---|---|---|
| **Crimp Tools** | | |
| Two piece contact | **105-497** | 807.32 |
| Machined & coaxial contacts | **105-992** | 970.72 |
| **Positioners** | | |
| Machined contact | **151-779** | 170.79 |
| Coaxial, inner | **105-993** | 162.12 |
| Coaxial, outer | **105-994** | 162.12 |
| **Extraction Tool** | | |
| For all contacts | **105-498** | 73.83 |

## 'DL' Zero Insertion Force Crimp 5A

Cannon ITT Industries Engineered for life




Filling the need in test, computer and peripheral equipment field for low cost high performance multiple wire power and signal connection. Connection engagement force is zero, a quarter turn of the actuating shaft mates all the contacts at once with a wiping action, whilst also physically locking the connector halves together.

| | | | |
|---|---|---|---|
| Contact rating | 5A max | Insulation resistance | >5000MΩ |
| Contact resistance | 15mΩ max. | Dielectric withstanding voltage | 1200V ac |
| Contact material | Copper alloy plated gold over nickel | Max temperature | +70°C |

Mftrs. List No. DL1156P = 121-5324, DL296R = 121-3029, 204-0016-000 = 121-3032, DL1156R = 121-6956, DL360P = 121-3030, DL1J/S = 121-6957 DL296P = 121-3028 DL360R = 121-3031 DL2J/S = 121-3033 DL3J/S = 121-3034

208984

| | Order Code | Price Each 1+ | 10+ | 25+ | 50+ | + | + |
|---|---|---|---|---|---|---|---|
| **60 Way** | | | | | | | |
| Plug | **121-3030**● | 120.41 | 91.00 | 80.76 | 53.90 | – – | – – |
| Socket | **121-3031**● | 25.67 | 19.42 | 17.21 | 11.52 | – – | – – |
| Shell kit | **121-3034**● | 34.30 | 25.92 | 22.96 | – – | – – | – – |
| **96 Way** | | | | | | | |
| Plug | **121-3028**● | 111.35 | 104.23 | 99.32 | 83.75 | – – | – – |
| Socket | **121-3029**● | 18.80 | 17.75 | 16.76 | 14.16 | – – | – – |
| Shell kit | **121-3033**● | 27.25 | 25.74 | 24.32 | – – | – – | – – |
| **156 Way** | | | | | | | |
| Plug | **121-5324**● | 175.01 | 165.38 | 156.13 | 132.19 | – – | – – |
| Socket | **121-6956** | 47.85 | 45.21 | 42.67 | 40.17 | – – | – – |
| Shell kit | **121-6957** | 40.88 | 38.23 | 36.09 | – – | – – | – – |
| **Actuating handle** | **121-3032**● | 9.24 | 8.70 | 8.25 | 6.93 | – – | – – |

## 'DL' Contacts and Polarising Kits

Cannon ITT Industries Engineered for life

Polarising kits
(Note: 140-981 is not suitable for 60 way connectors)

208985

| | Order Code | Price Per Pack 1+ | 5+ | 10+ | 25+ | |
|---|---|---|---|---|---|---|
| **Crimp Contacts** Pack of 100 | | | | | | |
| 24 to 26 AWG | **121-3036**● | 76.53 | 72.52 | 66.17 | 64.84 | |
| 28 to 32 AWG | **118-6667**● | 97.52 | 90.78 | 86.84 | 69.30 | |
| **Polarising Kits** | | **1+** | **10+** | **Price Each 25+** | **50+** | **+** |
| Centre mounting | **121-3035**● | 34.58 | 30.56 | 27.73 | 22.92 | – – |
| Corner mounting | **121-5642**● | 30.48 | 27.45 | 25.90 | 22.92 | – – |

## Tooling for 'DL' Connectors

Cannon ITT Industries Engineered for life

Mftrs. List No. CHT-DLT=152-054, CCT-DLT1=152-055, CET-DL10=140-983

208986

| | Order Code | Price Each 1+ | 5+ | 10+ |
|---|---|---|---|---|
| **Crimp Tools** | | | | |
| 20 to 26 AWG | **152-054** | 707.14 | 668.40 | 651.45 |
| 28 to 32 AWG | **152-055** | 829.32 | 782.58 | 748.65 |
| **Extraction Tool** | **140-983** | 51.84 | 51.64 | – – |

## 'DLM' Metal Zero Insertion Force

Cannon ITT Industries Engineered for life



- Fully intermatable with 'DL' Series
- Shield-locking mechanism ensures EMI/RFI shield for mated connectors
- PCB receptacle is fully loaded with contacts
- Junction shells offer straight or 90° cable entry
- 50 gold 'bump to flat' crimps are madatory for signals below 100 milliamps
- Crimps suitable for dry circuit low current applications

| | |
|---|---|
| Junction shells | Die cast aluminium, nickel plated |
| Crimp contracts | Plug side contacts have bump<br>Receptacle contacts have flat |



RoHS ● Compliant ◄ Non-compliant ‡ Limited stock - RoHS replacement available

209284

| No. of Ways | Mftrs. List No. | Order Code | Price Each 1+ | 10+ | 50+ | 100+ |
|---|---|---|---|---|---|---|
| **Metal Shell Plugs** | | | | | | |
| 60 | 127050-0220 | **121-3037●** | 185.47 | 137.26 | 114.37 | 105.58 |
| 96 | 127050-0212 | **121-3038●** | 185.47 | 137.26 | 114.37 | 105.58 |
| 156 | 127050-0204 | **121-3041●** | 185.47 | 137.26 | 114.37 | 105.58 |
| 260 | 127050-0109 | **121-3042●** | 393.71 | 291.34 | 242.77 | 224.12 |
| 360 | 127050-0034 | **121-3043●** | 417.30 | 308.80 | 257.35 | 237.54 |
| **Metal Shell Receptacle** | | | | | | |
| 60 | 127050-0224 | **121-3044●** | 61.73 | 45.68 | 38.07 | 35.12 |
| 96 | 127050-0216 | **121-3045●** | 61.46 | 45.45 | 37.88 | 34.99 |
| 156 | 127050-0208 | **121-3046●** | 75.24 | 55.69 | 46.42 | 42.82 |
| 260 | 127050-0110 | **121-3047●** | 169.52 | 125.45 | 104.55 | 96.49 |
| 360 | 127050-0045 | **121-3048●** | 223.67 | 165.51 | 137.93 | 127.31 |
| **PCB Metal Shell Receptacle** | | | | | | |
| 96 | 112137-0000 | **121-3049●** | 243.25 | 180.02 | 150.00 | 138.48 |
| 156 | 112135-0000 | **121-3050●** | 364.37 | 269.64 | 224.70 | 207.43 |
| **Backshell Kit** | | | | | | |
| 60 | 249-4518-000 | **121-3051●** | 108.93 | 80.61 | 67.16 | – – |
| 96 | 249-4517-000 | **121-3053●** | 108.93 | 80.61 | 67.16 | – – |
| 156 | 249-4516-000 | **121-3054●** | 134.42 | 97.53 | 81.29 | – – |
| 260 | 249-4501-000 | **121-3055●** | 106.90 | 98.33 | 94.08 | – – |
| **Handle** | | | | | | |
| DL | | **140-976** | 8.64 | 8.13 | 7.71 | 6.48 |
| DL5/DLM5 | | **121-3056●** | 11.29 | 7.54 | 6.29 | – – |
| **Bump & Flat' contacts for DL/DLM** | | | | | | |
| 24-26AWG for plug | | **121-3057●** | 1.01 | 0.74 | 0.60 | 0.57 |
| 20-22AWG for plug | | **121-5646●** | 1.01 | 0.74 | 0.60 | 0.57 |
| 24-26AWG for receptacle | | **121-3058●** | 1.01 | 0.74 | 0.60 | 0.57 |
| 20-22AWG for receptacle | | **121-5647●** | 1.01 | 0.74 | 0.60 | 0.57 |

## 'M' Series

**Cable Connector Kits**

tyco / Electronics / AMP

- Supplied as kit
- Meets requirements of **ISO2593** for **CCITT V.35** interfacing
- Approvals **UL** & **CSA**

Kit contains:
1 Housing, 1 One piece shield, 2 Jackscrew, 1 Strain relief clamp, 4 mounting screws.

Temperature range -55°C to 150°C

| | |
|---|---|
| Housings | Black phenolic |
| Covers | Anodised aluminium |
| Screws | Zinc Plated steel |
| Jackscrews | Stainless steel |
| Cable Clamp | Zinc plated steel |

219747

| No. of Ways | Mftrs. List No. | Order Code | Price Each 1+ | 10+ | 100+ | 250+ |
|---|---|---|---|---|---|---|
| **Plug** | | | | | | |
| 34 | 213300-1 | **357-546●** | 53.94 | 51.45 | 44.13 | 39.99 |
| **Receptacle** | | | | | | |
| 34 | 213522-1 | **357-558●** | 86.58 | 67.89 | 46.86 | 42.06 |

## Red Range 5A

ITW McMurdo Connectors




A range of connectors with a low insertion and withdrawal force, having barrier polarisation of plug relative to socket ensuring that incorrect contact cannot be made during blind insertion. Mouldings in red nylon PF.

| | | | |
|---|---|---|---|
| Current rating @ 80°C | 5A max | Insulation resistance (initially) | 100000MΩ max |
| Operating voltage | 800V dc | Contact resistance (initially) | 5mΩ |
| Breakdown voltage | 3.5kV dc/ac peak | Temperature range | -40°C to +100°C |
| Contact pitch | 4.7mm | | |

**Note:** All covers are supplied with side entry, but can all be changed to top entry if required.

208989

| No. of Ways | Mftrs. List No. | Order Code | Price Each 1+ | 25+ | 50+ | 100+ | + | + |
|---|---|---|---|---|---|---|---|---|
| **Plugs** | | | | | | | | |
| 8 | RP8 | **314-559●** | 20.47 | 18.46 | 17.98 | 16.44 | – – | – – |
| 16 | RP16 | **314-560●** | 28.01 | 25.26 | 24.52 | 22.50 | – – | – – |
| 24 | RP24 | **314-572●** | 38.42 | 34.60 | 33.71 | 30.78 | – – | – – |
| 32 | RP32 | **314-584●** | 66.53 | 50.30 | 44.43 | 34.38 | – – | – – |
| **Sockets with Floating Bushes** | | | | | | | | |
| 8 | RS8 | **314-596●** | 23.37 | 21.06 | 20.48 | 18.71 | – – | – – |
| 16 | RS16 | **314-602●** | 34.19 | 30.78 | 29.95 | 27.38 | – – | – – |
| 24 | RS24 | **314-614●** | 48.71 | 43.94 | 42.76 | 39.03 | – – | – – |
| 32 | RS32 | **314-626●** | 77.98 | 60.89 | 51.94 | 40.12 | – – | – – |
| **Covers** | | | | | | | | |
| 8 | RC108 | **314-640●** | 39.82 | 30.02 | 26.52 | – – | – – | – – |
| 16 | RC116 | **314-651●** | 42.87 | 32.29 | 28.51 | – – | – – | – – |
| 24 | RC124 | **314-663●** | 43.28 | 32.63 | 28.85 | – – | – – | – – |
| 32 | RC132 | **314-675●** | 51.38 | 38.29 | 33.90 | – – | – – | – – |
| **Hinge Plate Spring** | | | | | | | | |
| | RLH. | **314-687‡** | 2.39 | 1.83 | 1.51 | 1.22 | – – | – – |
| | RLH | **107-1814●** | 2.39 | 1.83 | 1.51 | 1.22 | – – | – – |
| **Latching Plates** | | | **4+** | **24+** | **48+** | **96+** | **+** | **+** |
| | RLL. | **314-699‡** | 1.36 | 1.07 | 0.97 | 0.75 | – – | – – |
| | RLL | **107-1815●** | 1.36 | 1.07 | 0.97 | 0.75 | – – | – – |

## 'ST' Series 2, 3, and 5 Way + Earth, 10A/16A

HIRSCHMANN




- Compact, mains power connectors
- Ideal for power supplies lighting systems, small drives
- Impact proof glass-fibre reinforced polyamide construction
- Screw termination 2 and 3 way crimp termination 5 way version
- Panel and surface connectors supplied with sealing gaskets
- **IP54** rated
- Approvals,**SEV**

| | | |
|---|---|---|
| Rating | 16A @ 250V ac/dc | (2, 3 way) |
| | 10A @ 250V ac/dc | (5 way) |
| Contact resistance | ≤5 mΩ | (2, 3 way) |
| | ≤10 mΩ | (5 way) |
| Temperature range | -30°C to +90°C | |
| Housing | Glass-fibre reinforced polyamid, **UL94-HB** | |
| Contact Bearer | Glass-fibre reinforced polyamid, **UL94V-1** | |
| Contacts | Brass, nickel/Tin plated | |
| | Brass, silver plated (5 way) | |
| Cable dia | 4-6.5 mm (2 way) | |
| | 6-10 mm (3-5 way) | |
| Termination | Screw (2, 3 way) | |
| | Crimp (5 way) | |

209098/406597

| | Mftrs. List No. | Order Code | Price Each 1+ | 10+ | 25+ | 50+ | + |
|---|---|---|---|---|---|---|---|
| **Free Plug** | | | | | | | |
| 2 + Earth without strain relief | STAS2. | **494-938** | 10.55 | 8.98 | 7.94 | 6.51 | – – |
| 2 + Earth without strain relief | STAS2 | **117-6403●** | 10.55 | 8.98 | 7.94 | 6.51 | – – |
| 2 + Earth with strain relief | STAS20. | **494-940** | 11.68 | 10.53 | 9.92 | 8.80 | – – |
| 2 + Earth with strain relief | STAS20 | **117-6405●** | 11.68 | 10.53 | 9.92 | 8.80 | – – |
| 3 + Earth with strain relief | STAS3N. | **494-951** | 12.40 | 11.18 | 10.56 | 9.33 | – – |
| 3 + Earth with strain relief | STAS3N | **117-6406●** | 12.40 | 11.18 | 10.56 | 9.33 | – – |
| 5 + Earth with strain relief | STAS5. | **494-963** | 14.76 | 12.58 | 11.17 | 9.12 | – – |
| 5 + Earth with strain relief | STAS5 | **117-6408●** | 14.76 | 12.58 | 11.17 | 9.12 | – – |
| **Free Socket** | | | | | | | |
| 2 + Earth without strain relief | STAK2. | **494-975** | 10.45 | 9.18 | 8.67 | 7.70 | – – |
| 2 + Earth without strain relief | STAK2 | **117-6409●** | 10.45 | 9.18 | 8.67 | 7.70 | – – |
| 2 + Earth with strain relief | STAK20. | **494-987** | 13.04 | 11.44 | 10.77 | 9.50 | – – |
| 2 + Earth with strain relief | STAK20 | **117-6410●** | 13.04 | 11.44 | 10.77 | 9.50 | – – |



Prices are in Singapore Dollars and exclusive of GST.
Due to the volatile nature of certain products, prices are subject to change without notice.

| | Mftrs. List No. | Order Code | Price Each 1+ | 10+ | 25+ | 50+ | + |
|---|---|---|---|---|---|---|---|
| **Free Socket** | | | | | | | |
| 3 + Earth with strain relief | STAK3N. | **494-999** | 13.09 | 11.78 | 11.14 | 9.85 | – – |
| 3 + Earth with strain relief | STAK3N | **117-6412●** | 13.09 | 11.78 | 11.14 | 9.85 | – – |
| 5 + Earth with strain relief | STAK5. | **495-001** | 17.23 | 14.72 | 13.13 | 10.70 | – – |
| 5 + Earth with strain relief | STAK5 | **117-6413●** | 17.23 | 14.72 | 13.13 | 10.70 | – – |
| **Panel Plug** | | | | | | | |
| 2 + Earth | STASEI2 | **495-013●** | 8.70 | 7.42 | 6.62 | 5.35 | – – |
| 3 + Earth | STASEI3 | **495-025●** | 11.98 | 10.80 | 10.18 | 9.01 | – – |
| 5 + Earth | STASEI5. | **495-037** | 14.79 | 12.58 | 11.17 | 9.08 | – – |
| 5 + Earth | STASEI5 | **117-6414●** | 14.79 | 12.58 | 11.17 | 9.08 | – – |
| **Panel Socket** | | | | | | | |
| 2 + Earth | STAKEI2 | **495-049●** | 9.84 | 8.38 | 7.42 | 6.10 | – – |
| 3 + Earth | STAKEI3. | **495-050** | 10.55 | 9.53 | 8.99 | 7.96 | – – |
| 3 + Earth | STAKEI3 | **117-6415●** | 10.55 | 9.53 | 8.99 | 7.96 | – – |
| 5 + Earth | STAKEI5. | **495-062** | 15.42 | 13.16 | 11.72 | 9.53 | – – |
| 5 + Earth | STAKEI5 | **117-6416●** | 15.42 | 13.16 | 11.72 | 9.53 | – – |
| **Surface Plug** | | | | | | | |
| 2 + Earth | STASAP2. | **495-074** | 15.09 | 12.97 | 11.49 | 9.37 | – – |
| 2 + Earth | STASAP2 | **117-6417●** | 15.09 | 12.97 | 11.49 | 9.37 | – – |
| 3 + Earth | STASAP3. | **495-086** | 16.39 | 14.80 | 13.93 | 12.29 | – – |
| 3 + Earth | STASAP3 | **117-6418●** | 16.39 | 14.80 | 13.93 | 12.29 | – – |
| 5 + Earth | STASAP5. | **495-098** | 14.52 | 12.36 | 10.98 | 8.99 | – – |
| 5 + Earth | STASAP5 | **117-6421●** | 14.52 | 12.36 | 10.98 | 8.99 | – – |
| **Surface Socket** | | | | | | | |
| 2 + Earth | STAKAP2. | **495-104** | 15.99 | 14.22 | 13.45 | 11.84 | – – |
| 2 + Earth | STAKAP2 | **117-6422●** | 15.99 | 14.22 | 13.45 | 11.84 | – – |
| 3 + Earth | STAKAP3. | **495-116** | 17.06 | 15.69 | 14.81 | 13.93 | – – |
| 3 + Earth | STAKAP3 | **117-6423●** | 17.06 | 15.69 | 14.81 | 13.93 | – – |
| 5 + Earth | STAKAP5. | **495-128** | 17.76 | 15.15 | 13.48 | 10.98 | – – |
| 5 + Earth | STAKAP5 | **117-6424●** | 17.76 | 15.15 | 13.48 | 10.98 | – – |

**5 Per Pack**

| **Security Clip** | | Order Code | Price Per Pack 1+ | 10+ | 25+ | 50+ | + |
|---|---|---|---|---|---|---|---|
| 2 way | STASI2 | **495-130●** | 5.18 | 4.32 | 3.84 | 3.15 | – – |
| 3, 5 way | STASI3. | **495-141** | 6.24 | 5.29 | 4.66 | 3.81 | – – |
| 3, 5 way | STASI3 | **117-6426●** | 6.24 | 5.29 | 4.66 | 3.81 | – – |

| | | Order Code | Price Each 1+ |
|---|---|---|---|
| **Crimp tool** | XZC0701 | **540-961** | 469.68 |
| **Ejector tool** | XWA164 | **540-973** | 78.40 |

## Solenoid Connectors

HIRSCHMANN




Free plug DIN 43650A
L=50, H=34
Mating Face=27.5 x 27.5
(615-604)

Plug base DIN 43650A
H=10 Mating Face, 30 x 30
(615-432)

Plug base DIN 43650B
H=9 Mating Face, 21 x 18.6
(615-511)

Free plug DIN 43650B
L=51, H=32
Mating Face=28.6 x 20.8
(615-456)

Free plug DIN 43650C
L=38, H=26
Mating Face=15.8 x 15.8
Contact pitch=8mm
(615-523)

Plug base DIN 43650C
H=8.5 Mating Face, 17 x 17
(615-560)

Test adaptor **(616-114)**

- For use with solenoid, pneumatic and hydraulic valves
- Can be incorporated into pressure transducers, level sensors, limit switches etc.
- Conforming to **DIN 43650 A,B, or C** and manufactured to **SEV, UR CSA and DSRK. UL** Recognised
- Sealed to **IP65**
- Bases are supplied with earth screws where appropriate
- Test adaptor available for monitoring voltage and current (DIN 43650A only)
- Central screw provides vibration proof interlock with base

| | | |
|---|---|---|
| Rating | 16A @ 250V ac/dc | DIN 43650 Type A |
| | 8A @ 250V ac/dc | DIN 43650 Type A with circuit |
| | 10A @ 250V ac/dc | DIN 43650 Type B |
| | 8A @ 250V ac/dc | DIN 43650 Type B with circuit |
| | 6A @ 250V ac/dc | DIN 43650 Type C |
| Contact resistance | ≤4 mΩ | |
| Temperature range | -40°C to +125°C | |
| Material and Fire Properties | | |
| Casing | Glass-fibre reinforced polyamid/**UL94-HB** | |
| Contacts | Cu Zn, tin plated | |
| Cable cross section | 1.5mm$^2$ | DIN 43650 Type A,B |
| | 0.75mm$^2$ | DIN 43650 Type C |
| Cable diameter | 3.5-7mm | PG9 |
| | 4.5-7mm | PG9 |
| | 6.0-9.0mm | PG11 |

204817

| **Order Multiple=1** Number of pins | Mftrs. List No. | Order Code | Price Each 1+ | 25+ | 50+ |
|---|---|---|---|---|---|
| **Free plug, DIN 43650A** | | | | | |
| 2 + earth, PG9, Black | GDM 2009.BLACK. | **615-304** | 3.50 | 3.11 | 2.98 |
| 2 + earth, PG9, Black | GDM 2009.BLACK | **117-6452●** | 3.50 | 3.11 | 2.98 |
| 2 + earth, PG9, Grey | GDM2009.GREY | **121-5298●** | 3.47 | 3.08 | 2.95 |
| 2 + earth, PG11, Black | GDM2011.BLACK | **121-5299●** | 4.14 | 3.69 | 3.50 |
| 2 + earth, PG11, Grey | GDM2011.GREY. | **615-330** | 4.14 | 3.72 | 3.53 |
| 2 + earth, PG11, Grey | GDM2011.GREY | **117-6453●** | 4.14 | 3.72 | 3.53 |
| 3 + earth, PG9, Black | GDM3009.BLACK | **121-5300●** | 3.73 | 3.31 | 3.18 |
| 3 + earth, PG9, Grey | GDM3009.GREY | **121-5301●** | 3.73 | 3.31 | 3.18 |
| 3 + earth, PG11, Black | GDM3011.BLACK | **121-5302●** | 4.38 | 3.95 | 3.72 |
| 3 + earth, PG11, Grey | GDM3011.GREY | **121-5303●** | 4.38 | 3.95 | 3.72 |
| 2 + earth, rectifier,PG11 | GDML2011GB1. | **615-389** | 21.34 | 19.23 | 18.16 |
| 2 + earth, rectifier,PG11 | GDML2011GB1 | **117-6455●** | 21.34 | 19.23 | 18.16 |
| 2 + earth, LED230V, PG11 | GDML2011LG230. | **615-390** | 24.03 | 22.82 | 21.67 |
| 2 + earth, LED230V, PG11 | GDML2011LG230 | **117-6457●** | 24.03 | 22.82 | 21.67 |
| 2 + earth, LED120V, PG11 | GDML2011LG110 | **615-407** | 17.32 | 15.31 | 14.64 |
| 2 + earth, LED120V, PG11 | GDML2011LG110 | **117-6458●** | 17.32 | 15.31 | 14.64 |
| 2 + earth, LED24V, PG11 | GDML2011LED24. | **615-419** | 24.27 | 23.05 | 21.89 |
| 2 + earth, LED24V, PG11 | GDML2011LED24 | **117-6459●** | 24.27 | 23.05 | 21.89 |
| **Plug base, DIN 43650A** | | | | | |
| 2 + earth, | GSA2000. | **615-420** | 3.34 | 3.18 | 3.05 |
| 2 + earth, | GSA2000 | **117-6460●** | 3.34 | 3.18 | 3.05 |
| 3 + earth, | GSA3000. | **615-432** | 3.43 | 3.11 | 3.02 |
| 3 + earth, | GSA3000 | **117-6461●** | 3.43 | 3.11 | 3.02 |
| **Free Plug, DIN 43650B** | | | | | |
| 2 + earth, PG9, Black | GMN209NJ.BLACK. | **615-456** | 5.12 | 4.50 | 4.34 |
| 2 + earth, PG9, Black | GMN209NJ.BLACK | **117-6462●** | 5.12 | 4.50 | 4.34 |
| 2+ earth, LED 24V, PG11* | GMNL209GB1LED24 | **615-470** | 35.26 | 31.14 | 29.79 |
| 2+ earth, LED24V, PG11 | GMNL209 NJ LED 24 HH. | **615-500** | 18.30 | 16.18 | 15.47 |
| 2+ earth, LED24V, PG11 | GMNL209 NJ LED 24 HH | **117-6463●** | 18.30 | 16.18 | 15.47 |
| **Plug base, DIN 43650B** | | | | | |
| 2 + PE+ earth, | GSN 20. | **615-511** | 4.54 | 4.04 | 3.88 |
| 2 + PE+ earth, | GSN 20 | **117-6464●** | 4.54 | 4.04 | 3.88 |
| **Free Plug, DIN 43650C** | | | | | |
| 2+ earth, PG7, Black | GDSN207.BLACK. | **615-523** | 3.24 | 2.85 | 2.73 |
| 2+ earth, PG7, Black | GDSN207.BLACK | **117-6465●** | 3.24 | 2.85 | 2.73 |
| 3+ earth, PG7, Black | GDSN307.BLACK. | **615-547** | 3.50 | 3.11 | 2.98 |
| 3+ earth, PG7, Black | GDSN307.BLACK | **117-6466●** | 3.50 | 3.11 | 2.98 |
| 3+ earth, PG7, Grey | GDSN307.GREY. | **615-559** | 3.50 | 3.11 | 2.98 |
| 3+ earth, PG7, Grey | GDSN307.GREY | **117-6467●** | 3.50 | 3.11 | 2.98 |
| **Plug base, DIN 43650C** | | | | | |
| 2+ earth, | GSSNA200. | **615-560** | 3.51 | 3.15 | 2.99 |
| 2+ earth, | GSSNA200 | **117-6469●** | 3.51 | 3.15 | 2.99 |
| 3+ earth, | GSSNA300. | **615-572** | 3.78 | 3.34 | 3.18 |
| 3+ earth, | GSSNA300 | **117-6471●** | 3.78 | 3.34 | 3.18 |
| **Order Multiple=5** | | | 5+ | 25+ | 50+ |
| Gasket | GDM3-16 | **810-710●** | 0.36 | 0.33 | 0.29 |
| **Order Multiple=1** | | | | | |
| Test adaptor | MESAP 43650. | **616-114** | 110.33 | 99.32 | 93.80 |
| Test adaptor | MESAP 43650 | **117-6472●** | 110.33 | 99.32 | 93.80 |

*With internal rectifier

## Heavy Duty Connectors

### HTS Heavy-Duty Connectors

tyco / Electronics / HTS

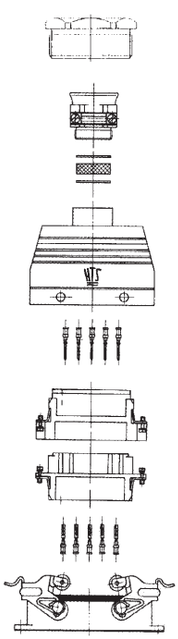

**Connector Components**
HTS are rugged, heavy-duty connectors offering to 10 to 35 amp current carrying capacity and up to **IP 68** sealing.

The connectors are commonly used in industrial machinery, control equipment, the automotive industry, railway rolling stock, audio and telecom engineering.

HTS Connectors are at home in environments where resistance to vibration, corrosion, humidity or physical damage is required, but are equally at home inside equipment cases.

Housings, inserts and contacts are sold separately to allow connectors to be matched to specific requirements.

**HTS Series**
The range comprises five product series, the main features of which are summarised below.

**HA Series** Standard density, 250V, 10 to 16A, 3, 4, 10, 16, 32 way, screw terminals, housings **IP44-65**
**HE Series** Standard density, 380V, 16A, 6, 10, 16, 24, 32 way, crimp or screw terminals, housings **IP65-68**
**HD Series** Double density, 250V, 10A, 7, 15, 25 way, crimp terminals, housings **IP65-68**
**HN.2D** High density, 250V, 10A, 24, 42 72, 108 way, crimp terminals, housings **IP65-68**
**HSB Series** High power, 380V, 35A, 6, 12 way, screw terminals, housings, **IP65-68**

8

Connectors - Multipole

RoHS ● Compliant ▲ Non-compliant ‡ Limited stock - RoHS replacement available



C = CYAN M = Magenta Y = Yellow B = Black/SING

**Technical Summary**

| | HA | HE | HD | HN.2D | HSB |
|---|---|---|---|---|---|
| Amp Rating | 3/4 way 10A<br>10+ way 16A | 16A max.<br>20A max. (**UL**) | 10A max. | 10A max.<br>12 max. (**UL**) | 35A max. |
| Rated Voltage | 250V<br>Ins Group C<br>600V **UL, CSA** | 380V<br>Ins Group C<br>600V **UL, CSA** | 250V<br>Ins Group C<br>600V **UL, CSA** | 250V<br>Ins Group C<br>600V **UL, CS** | 380V<br>Ins Group C<br>600V **UL, CSA** |
| Insulation Group | 3/4 way C<br>10+ way B | C | C | C | C |
| Termination | Screw | Screw, crimp | Crimp | Crimp | Screw |
| Approvals | **UL, CSA, SEV, VDE** | | | | |
| Regulations | **DIN VDE 0110, DIN VDE 0627** | | | | |
| Temp. Rating | -40°C to +125°C | | | | |
| Cable Range | 0.5-2.5mm | Screw 0.5-2.5mm<br>Crimp 0.5-4.0mm | 0.14-2.5mm | 0.5-4.0mm | 6mm |
| **Materials** | | | | | |
| Insert | Thermoplastic **UL V-0** | | | | |
| Contacts | Copper alloy | | | | |
| Plating | Hard silver plated | | | | |

For ease of product selection, the HTS range has been divided according to size. All inserts, housings and hoods within each size are compatible

**Contact Arrangements**

The following size, series, contact arrangements are available

227532

| Size | HTS Series | | | | |
|---|---|---|---|---|---|
| | HA | HE | HD | HN.2D | HSB |
| | No. of Ways | No. of Ways | No. of Ways | No. of Ways | No. of Ways |
| 1 | 3, 4 | | 7 | | |
| 2 | 10 | | 15 | | |
| 3 | | 6 | | 24 | |
| 4 | | 10 | | 42 | |
| 5 | 16 | | 25 | | |
| 6 | | 16 | | 72 | 6 |
| 7 | 32 | | | | |
| 8 | | 24 | | 108 | |
| 10 | | 32 | | | 12 |

## Size 1

tyco / Electronics / HTS

**Inserts**

Minimum 40mm x 28mm space required for Bottom Entry Housing.

Mftrs. List No. 1-1103400-1=131-647, 1-1103402-1=152-780, 2-1103002-3=133-115,
1-1103401-1=131-696, 1-1103403-1=152-791, 2-1103003-3=133-127

| | Order Code | Price Each 1+ | 10+ | 25+ |
|---|---|---|---|---|
| 3 way + E male HA insert, screw terminal | **131-647**● | 13.68 | 11.94 | 11.31 |
| 3 way + E female HA insert, screw terminal | **131-696**● | 15.35 | 13.41 | 11.52 |
| 4 way + E male HA insert, screw terminal | **152-780**● | 16.47 | 14.40 | 12.36 |
| 4 way + E female HA insert, screw terminal | **152-791**● | 19.08 | 15.48 | 13.26 |
| 7 way + E insert male HD, crimp, contacts | **133-115**● | 10.80 | 9.48 | 8.16 |
| 7 way + E insert female HD, crimp contacts | **133-127**● | 16.01 | 14.01 | 12.00 |

**Hoods**

Mftrs. List No. 1-1102416-7=131-740, 1-1102101-7=131-763, 1-1102424-2=131-866,
1-1102418-7=131-751, 1-1102103-7=131-775, 1-1102112-2=131-878

| | Gland Thread | Order Code | Price Each 1+ | 10+ | 25+ |
|---|---|---|---|---|---|
| Hood, plastic, top entry | PG11 | **131-740**● | 7.17 | 6.24 | 5.36 |
| Hood, plastic, side entry with adaptor | PG11 | **131-751**● | 7.81 | 7.18 | 6.83 |
| Hood, metal, top entry with adaptor | PG11 | **131-763**● | 7.40 | 6.47 | 5.53 |
| Hood, metal, side entry with adaptor | PG11 | **131-775**● | 9.87 | 8.84 | 8.09 |
| Hood, plastic, cable to cable | PG11 | **131-866**● | 9.97 | 8.84 | 7.93 |
| Hood, metal, cable to cable | PG11 | **131-878**● | 10.41 | 9.20 | 8.29 |

**Housings**

Mftrs. List No. 1-1102420-2=131-910, 1-1102107-2=131-933, 1-1102422-2=131-982,
1-1102419-2=131-921, 1-1102105-2=131-945, 1-1102109-2=131-994

| | Gland Thread | Order Code | Price Each 1+ | 10+ | 25+ |
|---|---|---|---|---|---|
| Housing, plastic, right angle, bottom entry | N/A | **131-910**● | 12.87 | 11.41 | 10.14 |
| Housing, plastic, vertical, bottom entry | N/A | **131-921**● | 6.83 | 5.88 | 5.07 |
| Housing, metal, right angle, bottom entry | N/A | **131-933**● | 12.77 | 11.08 | 9.52 |
| Housing, metal, vertical, bottom entry | N/A | **131-945**● | 7.15 | 6.24 | 5.36 |
| Housing, plastic, side entry with adaptor | PG11 | **131-982**● | 18.22 | 16.22 | 14.37 |
| Housing, metal, side entry with adaptor | PG11 | **131-994**● | 20.28 | 18.04 | 16.02 |

**Accesssories**

227295

| | Mftrs. List No. | Order Code | Price Each 1+ | 10+ | 25+ |
|---|---|---|---|---|---|
| Metal dust cover | 2-1106205-7 | **132-032**● | 6.22 | 5.40 | 4.62 |
| Cable gland kit (PG11 thread) | 1-1106004-9 | **355-1532**● | 1.92 | 1.86 | – – |

## Size 2

tyco / Electronics / HTS

Minimum 81mm x 30mm space required for Bottom Entry Housing

**Inserts**

Mftrs. List No. 1-1103414-1=131-660, 2-1103004-3=133-152,
1-1103415-1=131-714, 2-1103005-3=133-164

| | Order Code | Price Each 1+ | 10+ | 25+ |
|---|---|---|---|---|
| 10 way male HA insert, screw terminal | **131-660**● | 20.56 | 17.97 | 15.42 |
| 10 way female HA insert, screw terminal | **131-714**● | 23.43 | 20.46 | 17.55 |
| 15 way male HD insert, crimp contacts | **133-152**● | 18.63 | 16.32 | 13.98 |
| 15 way female HD insert, crimp contacts | **133-164**● | 31.36 | 27.45 | 23.55 |

**Hoods**

Mftrs. List No. 1-1102119-7=131-787, 1-1102426-7=131-842,
1-1102116-7=131-799, 1-1102132-2=131-880

| | Gland Thread | Order Code | Price Each 1+ | 10+ | 25+ |
|---|---|---|---|---|---|
| Hood, top entry | PG16 | **131-787**● | 18.23 | 16.74 | 15.31 |
| Hood, side entry | PG16 | **131-799**● | 17.16 | 15.67 | 14.24 |
| Hood, high profile (extra wiring space) | PG16 | **131-842**● | 31.80 | 28.34 | 25.25 |
| Hood, cable to cable | PG16 | **131-880**● | 23.29 | 20.61 | 18.40 |

**Housings**

Mftrs. List No. 1-1102121-2=131-957, 1-1102124-2=132-007

| | Gland Thread | Order Code | Price Each 1+ | 10+ | 25+ |
|---|---|---|---|---|---|
| Housing, bottom entry, surface mount 81mm x 30mm | N/A | **131-957**● | 16.77 | 14.56 | 12.45 |
| Housing, side entry, surface mount 72.5mm x 50mm | PG16 | **132-007**● | 25.52 | 22.82 | 20.25 |



Prices are in Singapore Dollars and exclusive of GST.
Due to the volatile nature of certain products,
prices are subject to change without notice.

**Accessories**

227292

| | Mftrs. List No. | Order Code | Price Each 1+ | 10+ | 25+ |
|---|---|---|---|---|---|
| Dust cover | 2-1106206-7 | **132-044**● | 11.01 | 9.59 | 8.16 |
| Cable gland kit (PG16 thread) | 3-1106004-9 | **355-1544**● | 2.30 | 2.05 | – – |

## Size 3

tyco / Electronics / HTS

Minimum 80mm x 43.5mm space required for Bottom Entry Housing.

**Inserts**



Mftrs. List No. 1-1103634-1=133-371, 2-1103635-3=132-949, 2-1103202-3=132-081
1-1103635-1=133-383, 2-1103200-3=132-070,

| | Order Code | Price Each 1+ | 10+ | 25+ |
|---|---|---|---|---|
| 6 way male HE insert, screw terminal | **133-371**● | 14.48 | 12.66 | 10.89 |
| 6 way female HE insert, screw terminal | **133-383**● | 15.04 | 13.14 | 11.28 |
| 6 way female HE insert, crimp contacts | **132-949**● | 9.61 | 8.76 | 7.89 |
| 24 way male HN2D insert, crimp contacts | **132-070**● | 12.76 | 12.45 | 12.15 |
| 24 way female HN2D insert, crimp contacts | **132-081**● | 12.57 | 12.27 | 11.97 |

**Hoods**

Mftrs. List No. 1-1102466-7=132-111, 1-1102239-7=132-100, 1-1102257-2=132-135
1-1102242-7=132-093, 1-1102460-7=132-123,

| | Gland Thread | Order Code | Price Each 1+ | 10+ | 25+ |
|---|---|---|---|---|---|
| Hood, top entry, high profile (extra wiring space) | PG21 | **132-111**● | 23.18 | 20.12 | 17.23 |
| Hood, top entry | PG16 | **132-093**● | 18.28 | 15.83 | 13.59 |
| Hood, side entry | PG16 | **132-100**● | 17.50 | 15.18 | 13.00 |
| Hood, side entry, high profile (extra wiring space) | PG21 | **132-123**● | 23.09 | 19.99 | 17.13 |
| Hood, cable to cable | PG16 | **132-135**● | 22.14 | 19.73 | 17.52 |

**Housings**

Mftrs. List No. 1-1102244-2=132-147, 1-1102249-2=132-159

| | Gland Thread | Order Code | Price Each 1+ | 10+ | 25+ |
|---|---|---|---|---|---|
| Housing, bottom entry, surface mount 80mm x 43mm | N/A | **132-147**● | 20.67 | 17.94 | 15.37 |
| Housing, side entry, surface mount 83mm x 52mm | PG16 | **132-159**● | 27.88 | 24.86 | 22.10 |

**Accessories**

227294

| | Mftrs. List No. | Order Code | Price Each 1+ | 10+ | 25+ |
|---|---|---|---|---|---|
| Dust cover panel | 1-1106207-7 | **132-160**● | 17.26 | 14.92 | 12.77 |
| Dust cover cable | 1-1106207-2 | **132-172**● | 23.43 | 20.31 | 17.42 |
| Cable gland kit (PG16 thread) | 3-1106004-9 | **355-1544**● | 2.30 | 2.05 | – – |
| Cable gland kit (PG21 thread) | 4-1106004-9 | **355-1556**● | 3.18 | 2.65 | 2.46 |

## Size 4

tyco / Electronics / HTS

Minimum 93mm x 43.5mm space required for Bottom Entry Housing

**Inserts**



Mftrs. List No. 1-1103636-1=133-413, 2-1103636-3=132-901, 2-1103204-3=132-184,
1-1103637-1=133-425, 2-1103637-3=132-950, 2-1103206-3=132-196

| | Order Code | Price Each 1+ | 10+ | 25+ |
|---|---|---|---|---|
| 10 way male HE insert, screw terminal | **133-413**● | 18.75 | 16.38 | 14.04 |
| 10 way female HE insert, screw terminal | **133-425**● | 19.28 | 16.86 | 14.46 |
| 10 way male HE insert, crimp contacts | **132-901**● | 10.30 | 9.60 | 8.91 |
| 10 way female HE insert, crimp contacts | **132-950**● | 10.30 | 9.60 | 8.91 |
| 42 way male HN2D insert, crimp contacts | **132-184**● | 12.57 | 12.27 | 11.97 |
| 42 way female HN2D insert, crimp contacts | **132-196**● | 41.75 | 39.84 | 37.98 |

**Hoods**

Mftrs. List No. 1-1102501-6=132-226, 1-1102260-6=132-214, 1-1102278-1=132-240
1-1102266-6=132-202, 1-1102495-6=132-238,

| | Gland Thread | Order Code | Price Each 1+ | 10+ | 25+ |
|---|---|---|---|---|---|
| Hood, top entry, high profile (extra wiring space) | PG21 | **132-226**● | 29.37 | 25.45 | 21.81 |
| Hood, top entry | PG16 | **132-202**● | 23.25 | 20.15 | 17.26 |
| Hood, side entry | PG16 | **132-214**● | 26.02 | 23.76 | 21.71 |
| Hood, side entry, high profile (extra wiring space) | PG21 | **132-238**● | 29.23 | 25.35 | 21.71 |
| Hood, cable to cable | PG16 | **132-240**● | 30.56 | 27.24 | 24.21 |

**Housings**

Mftrs. List No. 1-1102271-1=312-6316, 1-1102274-1=132-263, 1-1102271-8=355-6580

| | Gland Thread | Order Code | Price Each 1+ | 10+ | 25+ |
|---|---|---|---|---|---|
| Housing, bottom entry, surface mount 93mm x 43.5mm | N/A | **312-6316**● | 26.46 | 23.15 | 19.84 |
| Housing, side entry, surface mount 92mm x 52mm | PG16 | **132-263**● | 35.69 | 31.88 | 28.18 |
| Housing, bottom entry, central locking | N/A | **355-6580**● | 23.68 | 20.85 | 17.37 |

**Accessories**

227293

| | Mftrs. List No. | Order Code | Price Each 1+ | 10+ | 25+ |
|---|---|---|---|---|---|
| Dust cover panel | 1-1106213-6 | **132-275**▲ | 19.23 | 16.71 | 14.30 |
| Dust cover cable | 1-1106209-1 | **132-287**● | 27.21 | 23.60 | 20.22 |
| Cable gland kit (PG16 thread) | 3-1106004-9 | **355-1544**● | 2.30 | 2.05 | – – |
| Cable gland kit (PG21 thread) | 4-1106004-9 | **355-1556**● | 3.18 | 2.65 | 2.46 |

## Size 5

tyco / Electronics / HTS

Minimum 96mm x 29mm space required for Bottom Entry Housing

**Inserts**



Mftrs. List No. 1-1103416-1=131-672, 2-1103010-3=133-176, 2-1103011-3=133-188
1-1103417-1=131-726,

| | Order Code | Price Each 1+ | 10+ | 25+ |
|---|---|---|---|---|
| 16 way male HA insert, screw terminal | **131-672**● | 27.05 | 23.67 | 20.28 |
| 16 way female HA insert, screw terminal | **131-726**● | 36.96 | 32.37 | 27.75 |
| 25 way male HD insert, requires HD crimp contacts | **133-176**● | 20.94 | 18.30 | 15.72 |
| 25 way female HD insert, requires HD crimp contacts | **133-188**● | 20.94 | 18.30 | 15.72 |



RoHS ● Compliant ▲ Non-compliant ‡ Limited stock - RoHS replacement available



C = CYAN M = Magenta Y = Yellow B = Black/SING

### Hoods

Mftrs. List No. 1-1102138-7=131-805, 1-1102529-7=131-854, 1-1102151-2=131-891, 1-1102135-7=131-817,

| | Gland Thread | Order Code | Price Each 1+ | 10+ | 25+ |
|---|---|---|---|---|---|
| Hood, top entry | PG16 | **131-805**● | 25.89 | 24.99 | 24.38 |
| Hood, side entry | PG16 | **131-817**● | 25.89 | 24.99 | 24.38 |
| Hood, side entry, high profile (extra wiring space) | PG16 | **131-854**● | 33.09 | 28.34 | 25.25 |
| Hood, cable to cable | PG16 | **131-891**● | 32.18 | 28.73 | 25.42 |

### Housings

Mftrs. List No. 1-1102140-2=131-969, 1-1102143-2=132-019

| | Gland Thread | Order Code | Price Each 1+ | 10+ | 25+ |
|---|---|---|---|---|---|
| Housing, bottom entry, surface mount 96mm x 29mm | N/A | **131-969**● | 25.93 | 22.43 | 19.21 |
| Housing, side entry, surface mount 102mm x 50mm | PG16 | **132-019**● | 30.69 | 27.46 | 24.31 |

### Accessories

227298

| | Mftrs. List No. | Order Code | Price Each 1+ | 10+ | 25+ |
|---|---|---|---|---|---|
| Dust cover panel | 2-1106208-7 | **132-056**● | 11.25 | 9.75 | 8.35 |
| Cable gland kit (PG16 thread) | 3-1106004-9 | **355-1544**● | 2.30 | 2.05 | – – |

## Size 6

tyco / Electronics / HTS

Minimum 113mm x 57mm space required for Bottom Entry Housing.

### Inserts

Mftrs. List No. 1-1104204-1=133-267, 1-1104205-1=133-279, 1-1103638-1=133-450, 1-1103639-1=133-462, 2-1103638-3=132-913, 2-1103639-3=132-962

| | Order Code | Price Each 1+ | 10+ | 25+ |
|---|---|---|---|---|
| 6 way male HSB insert, screw terminal | **133-267**● | 44.62 | 39.06 | 33.48 |
| 6 way female HSB insert, screw terminal | **133-279**● | 44.62 | 39.06 | 33.48 |
| 16 way male HE insert, screw terminal | **133-450**● | 22.84 | 19.98 | 17.13 |
| 16 way female HE insert, screw terminal | **133-462**● | 23.99 | 20.97 | 17.97 |
| 16 way male HE insert, requires HE crimp contacts | **132-913**● | 19.91 | 18.39 | 16.83 |
| 16 way female HE insert, requires HE crimp contacts | **132-962**● | 19.13 | 18.66 | 18.21 |

Mftrs. List No. 2-1103208-3=131-659, 2-1103212-3=131-702

| | Order Code | Price Each 1+ | 10+ | 25+ |
|---|---|---|---|---|
| 72 way male HN2D insert, requires HN2D crimp contacts | **131-659**● | 14.79 | 14.40 | 14.07 |
| 72 way female HD insert, requires HN2D crimp contacts | **131-702**● | 14.79 | 14.40 | 14.07 |

### Hoods

Mftrs. List No. 1-1102572-6=132-317, 1-1102294-6=132-299, 1-1102290-6=132-305, 1-1102566-6=132-329, 1-1102303-1=132-330

| | Gland Thread | Order Code | Price Each 1+ | 10+ | 25+ |
|---|---|---|---|---|---|
| Hood, top entry, high profile (extra wiring space) | PG29 | **132-317**● | 37.11 | 32.24 | 27.59 |
| Hood, top entry | PG21 | **132-299**● | 18.42 | 17.13 | 16.02 |
| Hood, side entry | PG21 | **132-305**● | 29.74 | 24.31 | 19.34 |
| Hood, side entry, high profile (extra wiring space) | PG29 | **132-329**● | 37.11 | 32.24 | 27.59 |
| Hood, cable to cable | PG21 | **132-330**● | 36.81 | 32.76 | 29.09 |

### Housings

Mftrs. List No. 1-1102296-1=132-342, 1-1102299-1=132-354, 1-1102296-8=355-6591

| | Gland Thread | Order Code | Price Each 1+ | 10+ | 25+ |
|---|---|---|---|---|---|
| Housing, bottom entry, surface mount 113mm x 57mm | N/A | **132-342**● | 30.48 | 26.46 | 22.65 |
| Housing, side entry, surface mount 117mm x 57mm | PG21 | **132-354**● | 43.70 | 37.86 | 32.44 |
| Central locking base | N/A | **355-6591**● | 23.25 | 20.48 | 17.06 |

### Accessories

227297

| | Mftrs. List No. | Order Code | Price Each 1+ | 10+ | 25+ |
|---|---|---|---|---|---|
| Dust cover panel | 1-1106214-6 | **132-366**▲ | 19.80 | 17.16 | 14.72 |
| Dust cover cable | 1-1106210-1 | **132-378**▲ | 32.34 | 28.05 | 24.05 |
| Cable gland kit (PG21 thread) | 4-1106004-9 | **355-1556**● | 3.18 | 2.65 | 2.46 |
| Cable gland kit (PG29 thread) | 5-1106004-9 | **355-1568**● | 3.50 | 3.35 | – – |

## Size 7

tyco / Electronics / HTS

Minimum 96mm x 29mm space required for Bottom Entry Housing.

### Inserts

Mftrs. List No. 1-1103416-1=131-672, 1-1103417-1=131-726, 1-1103416-7=131-684, 1-1103417-7=131-738

| | Order Code | Price Each 1+ | 10+ | 25+ |
|---|---|---|---|---|
| 32 way male HA insert, screw terminal, marked 1-16 | **131-672**● | 27.05 | 23.67 | 20.28 |
| 32 way female HA insert, screw terminal marked 1-16 | **131-726**● | 36.96 | 32.37 | 27.75 |
| 32 way male HA insert, screw terminal marked 16-32 | **131-684**● | 27.05 | 23.67 | 20.28 |
| 32 way female HA insert screw terminal, marked 16-32 | **131-738**● | 32.04 | 28.05 | 24.06 |

Note: 32 way male insert comprises 131-672 and 131-684
32 way female insert comprises 131-726 and 131-738

### Hoods

| | Gland Thread | Mftrs. List No. | Order Code | Price Each 1+ | 10+ | 25+ |
|---|---|---|---|---|---|---|
| Hood, top entry | PG21 | 1-1102157-6 | **131-829**● | 42.75 | 38.12 | 33.87 |
| Hood, side entry | PG21 | 1-1102154-6 | **131-830**● | 42.75 | 38.12 | 33.87 |



Prices are in Singapore Dollars and exclusive of GST.
Due to the volatile nature of certain products, prices are subject to change without notice.

**Housings**

Mftrs. List No. 1-1102160-1=131-970, 1-1102162-1=132-020

| | Gland Thread | Order Code | Price Each 1+ | 10+ | 25+ |
|---|---|---|---|---|---|
| Housing, bottom entry, surface mount 102mm x 56mm | N/A | 131-970● | 39.03 | 33.83 | 29.02 |
| Housing, side entry, surface mount 106mm x 56mm | PG21 | 132-020● | 51.92 | 46.02 | 41.08 |

**Accessories**

227299

| | Mftrs. List No. | Order Code | Price Each 1+ | 10+ | 25+ |
|---|---|---|---|---|---|
| Dust cover panel | 2-1106215-6 | 132-068● | 30.35 | 26.29 | 22.59 |
| Cable gland kit (PG21thread) | 4-1106004-9 | 355-1556● | 3.18 | 2.65 | 2.46 |

## Size 8

tyco / Electronics / HTS

Minimum 140mm x 57mm space required for Bottom Entry Housing.

**Inserts**

Mftrs. List No. 1-1103640-1=133-498, 2-1103640-3=132-925, 2-1103216-3=132-380, 1-1103641-1=133-504, 2-1103641-3=132-974, 2-1103220-3=132-391

| | Order Code | Price Each 1+ | 10+ | 25+ |
|---|---|---|---|---|
| 24 way male HE insert, screw terminal | 133-498● | 30.39 | 26.55 | 22.77 |
| 24 way female HE insert, screw terminal | 133-504● | 31.20 | 27.30 | 23.40 |
| 24 way male HE insert, requires crimp contacts | 132-925● | 26.27 | 24.09 | 21.96 |
| 24 way female HE insert, requires HE crimp contacts | 132-974● | 23.28 | 20.94 | 18.54 |
| 108 way male HN2D insert, requires HN2D crimp contacts | 132-380● | 17.22 | 16.83 | 16.41 |
| 108 way female HN2D insert, requires HN2D crimp contacts | 132-391● | 17.22 | 16.83 | 16.41 |

**Hoods**

Mftrs. List No. 1-1103343-6=132-421, 1-1102315-6=132-410, 1-1102228-6=133-516, 1-1102324-6=132-408, 1-1103337-6=132-433, 1-1102335-1=132-445

| | Gland Thread | Order Code | Price Each 1+ | 10+ | 25+ |
|---|---|---|---|---|---|
| Hood, top entry, high profile (extra wiring space) | PG29 | 132-421● | 45.22 | 42.74 | 40.76 |
| Hood, top entry | PG21 | 132-408● | 33.86 | 32.76 | 31.98 |
| Hood, side entry | PG21 | 132-410● | 33.86 | 32.76 | 31.98 |
| Hood, side entry, high profile (extra wiring space) | PG29 | 132-433● | 45.56 | 39.46 | 33.83 |
| Angled hood | PG21 | 133-516 | 38.68 | 32.99 | 27.85 |
| Hood, cable to cable | PG21 | 132-445● | 40.53 | 36.08 | 32.05 |

**Housings**

Mftrs. List No. 1-1102291-1=132-457, 1-1102291-8=355-6608
1-1102331-1=132-469,

| | Order Code | Price Each 1+ | 10+ | 25+ |
|---|---|---|---|---|
| Housing, bottom entry, surface mount 140mm x 57mm | 132-457● | 32.70 | 28.31 | 24.28 |
| Housing, side entry, surface mount 144mm x 57mm | 132-469● | 39.04 | 35.56 | 32.40 |
| Central locking housing | 355-6608● | 27.85 | 24.51 | 20.41 |

**Accessories**

227300

| | Mftrs. List No. | Order Code | Price Each 1+ | 10+ | 25+ |
|---|---|---|---|---|---|
| Dust cover panel | 1-1106216-6 | 132-470● | 21.87 | 18.98 | 16.25 |
| Dust cover cable | 1-1106212-1 | 132-482▲ | 33.90 | 29.38 | 25.19 |
| Cable gland kit (PG21thread) | 4-1106004-9 | 355-1556● | 3.18 | 2.65 | 2.46 |
| Cable gland kit (PG29 thread) | 5-1106004-9 | 355-1568● | 3.50 | 3.35 | – – |

## Size 10

tyco / Electronics / HTS

Minimum 102mm x 69mm space required for Bottom Entry Housing.

**Inserts**

Mftrs. List No. 1-1103638-1=133-450, 1-1103638-9=133-530, 2-1103638-3=132-913, 1-1103639-1=133-462, 1-1103639-9=133-541, 2-1103639-3=132-962

| | Order Code | Price Each 1+ | 10+ | 25+ |
|---|---|---|---|---|
| 32 way male HE screw terminal insert, marked 1-16 | 133-450● | 22.84 | 19.98 | 17.13 |
| 32 way female HE screw terminal insert, marked 1-16 | 133-462● | 23.99 | 20.97 | 17.97 |
| 32 way male HE screw terminal insert, marked 17-32 | 133-530● | 35.13 | 30.75 | 26.37 |
| 32 way female HE screw terminal insert, marked 17-32 | 133-541● | 47.67 | 41.76 | 35.76 |
| 32 way male HE insert, crimp contacts, marked 1-16 | 132-913● | 19.91 | 18.39 | 16.83 |
| 32 way female HE insert, crimp contacts, marked 1-16 | 132-962● | 19.13 | 18.66 | 18.21 |

Note: 32 way male connector requires inserts marked 1-16 and 17-32
32 way female connector requires inserts marked 1-16 and 17-32

Mftrs. List No. 1-1104204-1=133-267, 1-1104206-1=133-292, 1-1104207-1=133-309
1-1104205-1=133-279,

| | Order Code | Price Each 1+ | 10+ | 25+ |
|---|---|---|---|---|
| 12 way HSB male, screw terminal, marked 1-6 | 133-267● | 44.62 | 39.06 | 33.48 |
| 12 way HSB female, screw terminal, marked 1-6 | 133-279● | 44.62 | 39.06 | 33.48 |
| 12 way HSB male, screw terminal, marked 7-12 | 133-292● | 51.48 | 45.03 | 38.64 |
| 12 way HSB female, screw terminal, marked 7-12 | 133-309● | 61.78 | 54.06 | 46.32 |

**Hoods**

| | Gland Thread | Mftrs. List No. | Order Code | Price Each 1+ | 10+ | 25+ |
|---|---|---|---|---|---|---|
| Hood, top entry | PG29 | 1-1102350-6 | 132-846● | 70.27 | 62.24 | 54.50 |
| Hood, side entry | PG29 | 1-1102347-6 | 132-858● | 70.27 | 62.24 | 54.50 |

**Housings**

Mftrs. List No. 1-1102352-1=132-871, 1-1102354-1=132-883



RoHS ● Compliant ▲ Non-compliant ‡ Limited stock - RoHS replacement available



C = CYAN M = Magenta Y = Yellow B = Black/SING

| | Gland Thread | Order Code | Price Each 1+ | 10+ | 25+ |
|---|---|---|---|---|---|
| Housing, bottom entry, surface mount 102mm x 69mm | N/A | **132-871●** | 55.32 | 47.94 | 41.11 |
| Housing, side entry, surface mount 126mm x 82.5mm | PG29 | **132-883●** | 84.99 | 75.69 | 67.21 |

**Accessories**

227301

| | Mftrs. List No. | Order Code | Price Each 1+ | 10+ | + |
|---|---|---|---|---|---|
| Cable gland kit (PG29 thread) | 5-1106004-9 | **355-1568●** | 3.50 | 3.35 | – – |



**HN2D Crimp Contacts** tyco / Electronics / HTS

| | Wire Size (mm) | | Mftrs. List No. | Order Code | Price Each 5+ | 100+ | 250+ |
|---|---|---|---|---|---|---|---|
| Pin | 0.14-0.37 | Silver | 1-1105050-1 | **132-494●** | 1.03 | 0.93 | 0.81 |
| Pin | 0.5 | Silver | 2-1105050-1 | **132-500●** | 1.03 | 0.93 | 0.81 |
| Pin | 0.75-1.0 | Silver | 3-1105050-1 | **132-512●** | 1.07 | 1.05 | 0.99 |
| Pin | 1.5 | Silver | 4-1105050-1 | **132-524●** | 1.07 | 1.05 | 1.02 |
| Pin | 2.5 | Silver | 5-1105050-1 | **132-536●** | 1.07 | 1.05 | 1.02 |
| Socket | 0.14-0.37 | Silver | 1-1105051-1 | **132-548●** | 1.07 | 1.05 | 1.02 |
| Socket | 0.5 | Silver | 2-1105051-1 | **132-550●** | 1.07 | 1.05 | 1.02 |
| Socket | 0.75-1.0 | Silver | 3-1105051-1 | **132-561●** | 1.07 | 1.05 | 1.02 |
| Socket | 1.5 | Silver | 4-1105051-1 | **132-573●** | 1.07 | 1.05 | 1.02 |
| Socket | 2.5 | Silver | 5-1105051-1 | **132-585●** | 1.07 | 1.05 | 1.02 |
| Pin | 0.14-0.37 | Gold | 1-1105050-2 | **132-597●** | 1.13 | 1.05 | 0.96 |
| Pin | 1.5 | Gold | 4-1105050-2 | **132-627●** | 1.50 | 1.47 | 1.44 |
| Socket | 0.14-0.37 | Gold | 1-1105051-2 | **132-640●** | 1.13 | 1.05 | 0.99 |
| Socket | 1.5 | Gold | 4-1105051-2 | **132-676●** | 1.50 | 1.47 | 1.44 |
| Socket | 2.5 | Gold | 5-1105051-2 | **132-688●** | 1.50 | 1.47 | 1.44 |

**HN2D Tooling**

227303

| | Mftrs. List No. | Order Code | Price Each |
|---|---|---|---|
| HTS Crimp Tool | 1-1105850-8 | **355-7110** | 232.41 |
| HN2D Locator and Die | 1-1105852-8 | **355-7121** | 491.27 |
| HN2D Insertion Tool | 1102855-6 | **393-1560** | 62.78 |
| HN2D Extraction Tool | 1102855-2 | **393-1572** | 65.94 |

**HD Crimp Contacts** tyco / Electronics / HTS

| | Wire Size ($mm^2$) | | Mftrs. List No. | Order Code | Price Each 10+ | 500+ | 1K+ |
|---|---|---|---|---|---|---|---|
| Pin | 0.3-0.56 | Tin | 164163-1 | **133-190●** | 0.53 | 0.41 | 0.38 |
| Pin | 0.5-1.5 | Tin | 164164-5 | **133-218●** | 0.69 | 0.53 | 0.53 |
| Socket | 0.3-0.56 | Tin | 163088-1 | **133-206●** | 0.30 | 0.27 | 0.24 |
| Socket | 0.5-1.5 | Tin | 2-1105001-3 | **133-220●** | 0.78 | 0.72 | 0.63 |

**HD Tooling**

227304

| | Mftrs. List No. | Order Code | Price Each |
|---|---|---|---|
| HTS Crimp Tool | 1-1105850-8 | **355-7110** | 232.41 |
| HD Locator and Die | 0-0539668-2 | **355-7133** | 334.38 |
| HD Insertion Tool | 1102855-6 | **393-1560** | 62.78 |
| HD Extraction Tool | 1102855-1 | **393-1584** | 65.94 |

## HAN3, HAN4 Plastic Hood and Base Connector Kits HARTING

NEW

Side Entry Hood with Male Insert

Top Entry Hood with Male Insert

Straight Bulkhead Base with Female Insert

R/A Bulkhead Base with Female Insert

In-Line Hood with Female Insert

- 3 and 4 way HAN A type connector half kits
- Screw cable termination
- Plastic housings
- Kits include connector housing and contact insert

Note: Cable gland is not included in kit.

| | | | |
|---|---|---|---|
| Current rating | 10A | Contact resistance | 1mΩ |
| Voltage rating | 600V AC | Temperature range | -40°C to 125°C |
| Termination | Screw | | |

For suitable cable glands see Cable Accessories section

410591

| | Gland Thread | Order Code | Price Each 1+ | 10+ | 25+ |
|---|---|---|---|---|---|
| **Hood with Male Insert** | | | | | |
| 3 way side entry | M20 | **963-7079●** | 20.41 | 18.91 | 18.20 |
| 3 way top entry | M20 | **963-7060●** | 19.82 | 18.42 | 17.58 |
| 4 way side entry | M20 | **963-7095●** | 21.35 | 19.76 | 18.91 |
| 4 way top entry | M20 | **963-7087●** | 20.77 | 19.24 | 18.42 |
| **Straight Bulkhead Base with Female Insert** | | | | | |
| 3 Way | N/A | **963-7109●** | 22.07 | 19.76 | 18.59 |
| 4 way | N/A | **963-7125●** | 22.10 | 19.92 | 18.75 |
| **R/A Bulkhead Base with Female Insert** | | | | | |
| 3 Way | N/A | **963-7117●** | 29.52 | 26.43 | 24.97 |
| 4 Way | N/A | **963-7133●** | 29.49 | 26.59 | 25.10 |
| **In-Line Hood with Female Insert** | | | | | |
| 3 way plastic | M20 | **963-7141●** | 23.08 | 21.42 | 20.41 |
| 4 way plastic | M20 | **963-7150●** | 23.24 | 21.58 | 20.73 |

## HAN 3A, HAN4A Metal Hood and Base Connector Kits HARTING


Side Entry Hood with Male Insert

Top Entry Hood with Male Insert

In-Line Hood with Female Insert


Straight Bulkhead Base with Female Insert

R/A Bulkhead Base with Female Insert

NEW

- 3 and 4 way HAN A type connector half kits
- Screw cable termination
- Metal housings
- Kits include connector housing and contact insert

Note: Cable gland is not included in kit.

| | | | |
|---|---|---|---|
| Current rating | 10A | Contact resistance | 1mΩ |
| Voltage rating | 600V AC | Temperature range | -40°C to 125°C |
| Termination | Screw | | |

For suitable cable glands see Cable Accessories section

410621

| | Gland Thread | Order Code | Price Each 1+ | 10+ | 25+ |
|---|---|---|---|---|---|
| **Hood with Male Insert** | | | | | |
| 3 way side entry | M20 | **963-7176●** | 26.11 | 24.25 | 23.21 |
| 3 way top entry | M20 | **963-7168●** | 20.57 | 19.07 | 18.26 |
| 4 way side entry | M20 | **963-7192●** | 21.42 | 20.05 | 19.53 |
| 4 way top entry | M20 | **963-7184●** | 26.72 | 25.10 | 24.09 |
| **Straight Bulkhead Base with Female Insert** | | | | | |
| 3 way metal | N/A | **963-7206●** | 24.25 | 21.74 | 20.57 |
| 4 way metal | N/A | **963-7222●** | 24.41 | 22.10 | 20.73 |
| **R/A Bulkhead Base with Female Insert** | | | | | |
| 3 way straight | N/A | **963-7214●** | 28.12 | 25.26 | 23.73 |
| 4 way straight | N/A | **963-7230●** | 28.42 | 25.42 | 24.09 |
| **In-Line Hood with Female Insert** | | | | | |
| 3 way - PG11 | M20 | **963-7249●** | 27.08 | 25.23 | 24.09 |
| 4 way - PG11 | M20 | **963-7257●** | 26.50 | 24.71 | 23.76 |



Prices are in Singapore Dollars and exclusive of GST.
Due to the volatile nature of certain products, prices are subject to change without notice.

## HAN 10A, HAN 16A Metal Hood and Base Connector Kits

HARTING

Side Entry Hood with Male Insert

Top Entry Hood with Male Insert

Bulkhead Housing with Female Insert

- 10 and 16 way HAN A type connector half kits
- Screw cable termination
- Metal housings
- Kits include connector housing and contact insert

NEW

Note: Cable gland is not included in kit.

| | | | | | |
|---|---|---|---|---|---|
| Current rating | 16A | Termination | Screw | Temperature range | -40°C to 125°C |
| Voltage rating | 600V AC | Contact resistance | 1mΩ | | |

For suitable cable glands see Cable Accessories section

410625

| | Gland Thread | Order Code | Price Each 1+ | 10+ | 25+ |
|---|---|---|---|---|---|
| **Hood with Male Insert** | | | | | |
| 10 way side entry | M25 | **963-7273●** | 33.14 | 32.08 | – – |
| 10 way top entry | M25 | **963-7265●** | 35.67 | 33.94 | – – |
| 16 way side entry | M25 | **963-7303●** | 53.38 | 49.67 | 47.46 |
| 16 way top entry | M25 | **963-7290●** | 52.05 | 48.50 | 46.35 |
| **Bulkhead Housing with Female Insert** | | | | | |
| 10 way | N/A | **963-7281●** | 40.85 | 36.62 | 34.63 |
| 16 way | N/A | **963-7311●** | 52.89 | 49.12 | 46.90 |

## HAN6E, HAN10E, HAN16E, HAN24E Metal Hood and Base Connector Kits

HARTING

Side Entry Hood with Male Insert

Top Entry Hood with Male Insert

Bulkhead Housing with Female Insert

Bulkhead Housing with Female Insert

- 6, 10, 16 and 24 way HAN E type connector half kits
- Screw cable termination
- Metal housings
- Kits include connector housing and contact insert

NEW

Note: Cable gland is not included in kit.

| | | | |
|---|---|---|---|
| Current rating | 16A | Contact resistance | 1mΩ |
| Voltage rating | 600V AC | Temperature range | -40°C to 125°C |
| Termination | Screw | | |

For suitable cable glands see Cable Accessories section

410631

| Size | Gland Thread | No. of Ways | Order Code | Price Each 1+ | 10+ | 20+ |
|---|---|---|---|---|---|---|
| **Side Entry Hood with Male Insert** | | | | | | |
| 6E | 20 | 6+PE | **963-7362●** | 27.44 | 25.58 | 24.41 |
| 10E | 25 | 10+PE | **963-7389●** | 33.46 | 31.02 | 29.69 |
| 16E | 25 | 16+PE | **963-7400●** | 38.28 | 35.58 | 33.99 |
| 24E | 32 | 24+PE | **963-7427●** | 48.63 | 45.24 | 43.49 |
| **Top Entry Hood with Male Insert** | | | | | | |
| 6E | 20 | 6+PE | **963-7370●** | 32.09 | 29.72 | 28.45 |
| 10E | 25 | 10+PE | **963-7397●** | 34.11 | 31.77 | 30.21 |
| 16E | 25 | 16+PE | **963-7419●** | 40.17 | 37.37 | 35.77 |
| 24E | 32 | 24+PE | **963-7435●** | 50.42 | 48.36 | – – |
| **Bulkhead Housing with Female Insert** | | | | | | |
| 6E | N/A | 6+PE | **963-7320●** | 32.39 | 29.10 | 27.60 |
| 10E | N/A | 10+PE | **963-7338●** | 43.32 | 38.99 | 36.81 |
| 16E | N/A | 16+PE | **963-7346●** | 49.77 | 44.66 | 42.18 |
| 24E | N/A | 24+PE | **963-7354●** | 58.39 | 52.54 | 49.35 |
| **Surface Mount Housing with Female Insert** | | | | | | |
| 6E | 20 | 6+PE | **963-7486●** | 43.68 | 40.30 | 38.77 |
| 10E | 25 | 10+PE | **963-7494●** | 53.19 | 49.15 | 46.84 |
| 16E | 25 | 16+PE | **963-7508●** | 56.70 | 52.70 | 50.22 |
| 24E | 32 | 24+PE | **963-7516●** | 68.55 | 63.77 | 61.06 |
| **In-Line Hood with Female Insert** | | | | | | |
| 6E | 20 | 6+PE | **963-7443●** | 41.31 | 38.47 | 36.62 |
| 10E | 25 | 10+PE | **963-7451●** | 49.18 | 45.57 | 43.52 |
| 16E | 25 | 16+PE | **963-7460●** | 55.73 | 51.88 | 49.67 |
| 24E | 32 | 24+PE | **963-7478●** | 65.59 | 61.23 | 58.56 |

## HAN Industrial Connectors

HARTING

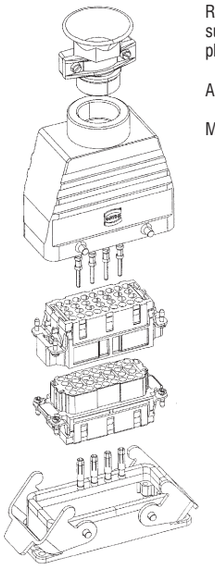

Rugged Industrial connectors for use in harsh environments such as the automotive and machine industries, production plants and process and control applications.

A complete connector consists of:

Male insert, female insert, hood, housing, cable gland

227305

## Insert HAN 3A, HAN 4A

HARTING

**Size 3A**



| | | | |
|---|---|---|---|
| Standards | **DIN VDE 0627, DIN VDE 0110** | Nominal voltage | HAN 3A 230V<br>HAN 4A 230V |
| Approvals | **CSA & SEV. UL** Recognised | Environmental protection | 3(C) |
| Current rating | HAN 3A 10A<br>HAN 4A 10A | Insulation resistance | $>10^{10}\Omega$ |
| | | Material insulator | Polycarbonate |
| No. of ways | HAN 3A 3 + earth<br>HAN 4A 4 + earth | Mating cycles | ≥500 |
| | | Flammability | **UL94V-0** |
| | | Temperature range | -40°C to +125°C |

230445

| No. of Ways | Mftrs. List No. | Order Code | Price Each 1+ | 5+ | 10+ |
|---|---|---|---|---|---|
| 3 | 0920 003 2611 | **314-705●** | 13.75 | 13.45 | 13.19 |
| 4 | 0920 004 2611 | **462-536●** | 16.19 | 15.86 | 15.54 |
| **Female Insert** | | | | | |
| 3 | 0920 003 2711 | **314-717●** | 15.46 | 15.15 | 14.86 |
| 4 | 0920 004 2711 | **462-548●** | 17.23 | 16.85 | 16.50 |



RoHS ● Compliant ▲ Non-compliant ‡ Limited stock - RoHS replacement available



C = CYAN M = Magenta Y = Yellow B = Black/SING

## Han 3A with HARAX®

HARTING

**Rapid Termination System**

A new version of the Han 3A industrial connector incorporating the HARAX rapid termination system. The system uses axial displacement technology to reduce installation time by up to 50%

- Provides full strain relief and IP67 sealing
- Allows retermination to same guage of cable up to 10 times
- No Special tools required for assembly
- Cable to cable version ideal for fast connection in an industrial environment and is compatible with standard Han 3A connectors

| | |
|---|---|
| Current rating | 10A |
| Voltage Rating | 400V |

247681

| Description | Mftrs. List No. | Order Code | Price Each 1+ | 5+ | 10+ |
|---|---|---|---|---|---|
| **Male Inserts** | | | | | |
| 3+E | 0920 003 0440 | **413-1642●** | 25.39 | 24.78 | 24.04 |
| **Female Inserts** | | | | | |
| 3+E | 0920 003 0445 | **413-1654●** | 28.24 | 27.57 | 26.63 |
| Cable Connector 3+E | 0920 003 0745 | **413-1666●** | 30.33 | 29.69 | 28.70 |

## Han 'Q' Drive Connector

HARTING

**5 Way, 16A**

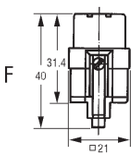

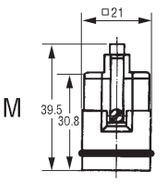


- New Han-Drive connector series
- Han Q5/0, designed for standard three phase - motors
- Compact design
- Uses HAN 'E' crimp terminals
- Inserts fit into metal or plastic hoods for Han 3/4A
- IP44

| | | | |
|---|---|---|---|
| Working current | 16A | Temperature range | -40°C to 125°CC |
| Working voltage | 240V (contact to earth) | Housing polycarbonate | **UL94V-0** |
| | 400V (contact to contact) | Contacts | Copper alloy, hard silver plated |
| Insulation resistance | $>10^{10}$Ohm | Crimp terminal | 2.5 to 0.5mm² |

227306

| | Size | Mftrs. List No. | Order Code | Price Each 1+ | 10+ | 25+ | 50+ | + |
|---|---|---|---|---|---|---|---|---|
| **5 Way + Earth, Han 5Q** | | | | | | | | |
| Plug | 3A | 0912 005 3001 | **748-432●** | 11.38 | 10.91 | 10.46 | 9.57 | – – |
| Socket | 3A | 0912 005 3101 | **748-444●** | 12.32 | 11.78 | 11.40 | 10.37 | – – |

## Housings for HAN 3A, HAN 4A, HAN 8D

HARTING

**Size 3A**

| Mftrs. List No. | Cable Entry | Thread | Material | Type | Order Code |
|---|---|---|---|---|---|
| **Hood** | | | | | |
| 0920 003 1640 | side | PG11 | Metal | 2 pegs | 847-239 |
| 0920 003 1440 | straight | PG11 | Metal | 2 pegs | 314-729 |
| 0920 003 0420 | straight | PG11 | Plastic | 2 pegs | 151-859 |
| **Housing Bulkhead Mounting** | | | | | |
| 0920 003 0301 | bottom entry | | Metal | 1 lever | 314-730 |
| 0920 003 0820 | side entry | | Plastic | 1 lever | 345-4186 |
| 0920 003 0320 | bottom entry | | Plastic | 1 lever | 151-862 |
| **Housing Surface Mounting** | | | | | |
| 0920 003 1250 | | PG11 | Metal | 1 lever | 345-4204 |
| 0920 003 0220 | | PG11 | Plastic | 1 lever | 345-4198 |
| **Housing Screw Mounting** | | | | | |
| 0920 003 0102 | | PG13.5 | Metal | 1 lever | 345-4162 |
| 0920 003 0120 | | PG13.5 | Plastic | 1 lever | 345-4174 |

227307

| Mftrs. List No. | Order Code | Price Each 1+ | 5+ | 10+ |
|---|---|---|---|---|
| **Hood** | | | | |
| 0920 003 1640 | **847-239●** | 11.59 | 11.34 | 11.09 |
| 0920 003 1440 | **314-729●** | 7.88 | 7.64 | 7.48 |
| 0920 003 0420 | **151-859●** | 7.13 | 6.93 | 6.79 |
| **Housing Bulk Mounting** | | | | |
| 0920 003 0301 | **314-730●** | 9.16 | 8.90 | 8.70 |
| 0920 003 0820 | **345-4186●** | 12.63 | 12.01 | 11.50 |
| 0920 003 0320 | **151-862●** | 6.88 | 6.69 | 6.55 |
| **Housing Surface Mounting** | | | | |
| 0920 003 1250 | **345-4204●** | 18.56 | 17.80 | – – |
| 0920 003 0220 | **345-4198●** | 17.07 | 16.21 | 15.50 |
| **Housing Screw Mounting** | | | | |
| 0920 003 0102 | **345-4162●** | 14.66 | 13.79 | 13.07 |
| 0920 003 0120 | **345-4174●** | 18.18 | 17.27 | 16.48 |

## Insert HAN 10A - Screw Termination

HARTING



| | |
|---|---|
| Standards | **DIN VDE 0627, DIN VDE 0110** |
| Approvals | **UL, CSA, SEV** |
| Current rating | 10A |
| No. of ways | 10 + earth |
| Nominal voltage | 230V |
| Environmental protection | 3(c) |
| Insulation resistance | $>10^{10}\Omega$ |
| Material insulator | Polycarbonate |
| Mating cycles | ≥500 |
| Flammability | **UL94V-0** |
| Temperature range | -40°C to + 125°C |

227308

| Size | Mftrs. List No. | | Order Code | Price Each 1+ | 5+ | 10+ |
|---|---|---|---|---|---|---|
| **Male Insert** | | | | | | |
| 10A | 0920 010 2612 | HAN 10A | **659-472●** | 19.26 | 18.87 | 18.46 |
| **Female Insert** | | | | | | |
| 10A | 0920 010 2812 | HAN 10A | **659-484●** | 21.26 | 20.80 | 20.32 |

## Housing for HAN 10A, HAN 15D

HARTING

**Size 10A**



| Mftrs. List No. | Cable Entry | Thread | Material | Type | Order Code |
|---|---|---|---|---|---|
| **Hood** | | | | | |
| 0920 010 1541 | side | PG16 | Metal | 2 pegs | 462-573 |
| 0920 010 1440 | straight | PG13.5 | Metal | 2 pegs | 462-585 |
| **Housing Bulk Mounting** | | | | | |
| 0920 010 0301 | | | Metal | 1 lever | 462-597 |
| 0920 010 0321 | with plastic cover | | Metal | 1 lever | 345-4216 |
| **Housing Surface, 1 Cable Entry** | | | | | |
| 0920 010 0252 | | PG21 | Metal | 1 lever | 345-4228 |
| **Housing Surface, 2 Cable Entries** | | | | | |
| 0920 010 0291 | | PG16 | Metal | 1 lever | 345-4241 |
| 0920 010 0296 | with plastic cover | PG16 | | | 345-4230 |

227309

| Mftrs. List No. | Order Code | Price Each 1+ | 5+ | 10+ |
|---|---|---|---|---|
| **Hood** | | | | |
| 0920 010 1541 | **462-573●** | 17.52 | 17.03 | 16.62 |
| 0920 010 1440 | **462-585●** | 20.16 | 19.55 | 19.14 |
| **Housing Bulk Mounting** | | | | |
| 0920 010 0301 | **462-597●** | 18.28 | 17.71 | 17.34 |
| 0920 010 0321 | **345-4216●** | 28.93 | 28.29 | 27.95 |
| **Housing Surface, 1 Cable Entry** | | | | |
| 0920 010 0252 | **345-4228●** | 27.51 | 26.89 | 26.59 |
| **Housing Surface, 2 Cable Entries** | | | | |
| 0920 010 0291 | **345-4241●** | 29.06 | 28.42 | 28.09 |
| 0920 010 0296 | **345-4230●** | 65.90 | 64.46 | 63.64 |

## Inserts HAN16A, HAN32A

HARTING

| | |
|---|---|
| Standards | **DIN VDE 0627, DIN VDE 0110** |
| Approvals | **UL, CSA, SEV** |
| Current rating | HAN 16A 10A HAN 32A 10A |
| No. of ways | HAN 16A 16 + earth (1-6)<br>HAN 32A 16 + earth (17-32) |
| Nominal voltage | HAN 3A 230V, HAN 4A 230V |
| Environmental protection | 3(c) |
| Insulation resistance | $>10^{10}\Omega$ |
| Material insulator | Polycarbonate |
| Mating cycles | ≥500 |
| Flammability | **UL94V-0** |
| Temperature range | -40°C to + 125°C |

227310



Prices are in Singapore Dollars and exclusive of GST.
Due to the volatile nature of certain products,
prices are subject to change without notice.

| Size | Mftrs. List No. | Type | Order Code | Price Each 1+ | 5+ | 10+ |
|---|---|---|---|---|---|---|
| **Male Insert - Screw Termination** | | | | | | |
| 16A | 0920 016 2612 | HAN 16A (1-16) | **659-496●** | 25.84 | 25.29 | 24.78 |
| 32A | 0920 016 2613 00 | HAN 16A (17-32) | **346-3916●** | 25.84 | 25.29 | 24.78 |
| **Female Insert - Screw Termination** | | | | | | |
| 16A | 0920 016 2812 | HAN 16A (1-16) | **659-502●** | 31.28 | 30.66 | 29.98 |
| 32A | 0920 016 2813 00 | HAN 16A (17-32) | **346-3928●** | 31.28 | 30.66 | 29.98 |

## Housings for HAN 16A, HAN 32A

HARTING

**Sizes 16A and 32A**



| Mftrs. List No. | Cable Entry | Thread | Material | Type | Order Code |
|---|---|---|---|---|---|
| **HAN 16A, Size 16A** | | | | | |
| **Hood** | | | | | |
| 0920 016 1541 | side | PG16 | Metal | 2 pegs | 847-240 |
| 0920 016 1441 | straight | PG16 | Metal | 2 pegs | 847-252 |
| **Housing Bulk Mount** | | | | | |
| 0920 016 0301 | | | Metal | 1 lever | 151-863 |
| 0920 016 0321 | With Thermoplastic Cover | | Metal | 1 lever | 345-4289 |
| **Housing Surface Mount, 1 Cable Entry** | | | | | |
| 0920 016 0251 | | PG16 | Metal | 1 lever | 345-4253 |
| 0920 016 0252 | | PG21 | Metal | 1 lever | 345-4265 |
| **Housing Surface Mount, 2 Cable Entries** | | | | | |
| 0920 016 0291 | | PG16 | Metal | 1 lever | 345-4277 |
| **Cover** | | | | | |
| 0920 016 5425 | | | | | 345-4290 |
| Mftrs. List No. | Cable Entry | Thread | Material | Type | Order Code |
| **HAN 32A, Size 32A** | | | | | |
| **Hood** | | | | | |
| 0920 032 1520 | side | PG21 | Metal | 4 pegs | 345-4393 |
| 0920 032 0521 | side, high constr. | PG29 | Metal | 4 pegs | 345-4381 |
| 0920 032 0420 | straight high constr | PG21 | Metal | 4 pegs | 345-4356 |
| 0920 032 0421 | straight high constr | PG29 | Metal | 4 pegs | 345-4368 |
| **Housing Bulk Mount** | | | | | |
| 0920 032 0301 | | | Metal | 2 levers | 345-4344 |
| **Housing Surface Mount, 1 Cable Entry** | | | | | |
| 0920 032 0230 | High constr | PG21 | Metal | 2 levers | 345-4307 |
| 0920 032 0231 | High constr | PG29 | Metal | 2 levers | 345-4319 |
| **Housing Surface Mount, 2 Cable Enties** | | | | | |
| 0920 032 0271 | High constr | PG29 | Metal | 2 levers | 345-4332 |

227311

| Mftrs. List No. | Order Code | Price Each 1+ | 5+ | 10+ |
|---|---|---|---|---|
| **Hood, Size 16A** | | | | |
| 0920 016 1541 | **847-240●** | 19.84 | 19.40 | 18.99 |
| 0920 016 1441 | **847-252●** | 30.90 | 29.58 | 28.22 |
| **Housing Bulk Mount, Size 16A** | | | | |
| 0920 016 0301 | **151-863●** | 24.66 | 23.92 | 23.42 |
| 0920 016 0321 | **345-4289●** | 39.32 | 37.26 | 35.60 |
| **Housing Surface Mount, 1 Cable Entry, Size 16A** | | | | |
| 0920 016 0251 | **345-4253●** | 34.24 | 32.49 | 31.02 |
| 0920 016 0252 | **345-4265●** | 35.39 | 33.58 | 32.08 |
| **Housing Surface Mount, 2 Cable Entries, Size 16A** | | | | |
| 0920 016 0291 | **345-4277●** | 37.65 | 35.76 | 34.16 |
| **Cover, Size 16A** | | | | |
| 0920 016 5425 | **345-4290●** | 32.97 | 31.02 | 29.38 |
| **Hood, Size 32A** | | | | |
| 0920 032 1520 | **345-4393●** | 35.98 | 33.88 | 32.08 |
| 0920 032 0521 | **345-4381●** | 43.02 | 40.51 | 38.36 |
| 0920 032 0420 | **345-4356●** | 45.68 | 43.34 | 41.39 |
| 0920 032 0421 | **345-4368●** | 43.08 | 40.57 | 38.43 |
| **Housing Bulk Mount** | | | | |
| 0920 032 0301 | **345-4344●** | 33.89 | 31.88 | 30.24 |
| **Housing Surface Mount, 1 Cable Entry, Size 32A** | | | | |
| 0920 032 0230 | **345-4307●** | 55.79 | 52.90 | 50.54 |
| 0920 032 0231 | **345-4319●** | 52.70 | 49.58 | 46.99 |
| **Housing Surface Mount, 2 Cable Entries, Size 32A** | | | | |
| 0920 032 0271 | **345-4332●** | 55.29 | 52.01 | 49.28 |

## Inserts HAN D

HARTING

| | |
|---|---|
| Standards | **DIN VDE 0627, DIN VDE 0110** |
| Approvals | **CSA,& SEV. UL** Recognised |
| Current rating | 10A |
| No. of ways | 7, 15, 25, 40 and 64 + earth |
| Nominal voltage | 250V |
| Proof voltage | 2kV |
| Environmental protection | 3(c) |
| Insulation resistance | $>10^{10}\Omega$ |
| Material insulator | Polyamide |
| Mating cycles | ≥500 |
| Flammability | **UL94HB** |
| Temperature range | -40°C to + 125°C |

To obtain a 80 way version of HAN80D two inserts HAN40D have to be used. HAN 7D will only fit into plastic housings of the size 3A.

227312

| Size | Mftrs. List No. | Type | Order Code | Price Each 1+ | 5+ | 10+ |
|---|---|---|---|---|---|---|
| 3A | 0921 007 3031 | HAN 7D | **151-845●** | 6.85 | 6.71 | 6.58 |
| 3A | 0936 008 3001 | HAN 8D | **345-5129●** | 8.47 | 8.25 | 7.99 |
| 10A | 0921 015 3001 | HAN 15D | **462-550●** | 17.23 | 16.85 | 16.50 |
| 16A | 0921 025 3001 | HAN 25D | **151-847●** | 21.37 | 20.90 | 20.48 |
| 16B | 0921 040 3001 | HAN 40D | **151-849●** | 28.64 | 28.09 | 27.48 |
| 24B | 0921 064 3001 | HAN 64D | **151-851●** | 29.65 | 29.02 | 28.38 |
| 3A | 0921 007 3131 | HAN 7D | **151-846●** | 6.21 | 6.10 | 5.97 |
| 3A | 0936 008 3101 | HAN 8D | **345-5117●** | 8.52 | 8.19 | 7.83 |
| 10A | 0921 015 3101 | HAN 15D | **462-561●** | 20.60 | 20.16 | 19.74 |
| 16A | 0921 025 3101 | HAN 25D | **151-848●** | 21.37 | 20.90 | 20.48 |
| 16B | 0921 040 3101 | HAN 40D | **151-850●** | 28.64 | 28.09 | 27.48 |
| 24B | 0921 064 3101 | HAN 64D | **151-852●** | 29.65 | 29.02 | 28.38 |

## Inserts HAN DD

HARTING

| | |
|---|---|
| Standards | **DIN VDE 0627, DIN VDE 0110** |
| Approvals | **CSA,& SEV. UL** Recognised |
| Current rating | 10A |
| No. of ways | 24, 42, 72(1-72), 108, 144(73-144), 216(109-216) + earth |
| Nominal voltage | 250V |
| Proof voltage | 2kV |
| Environmental protection | 3(c) |
| Insulation resistance | $>10^{10}\Omega$ |
| Material insulator | Polyamide |
| Mating cycles | ≥500 |
| Flammability | **UL94HB** |
| Temperature range | -40°C to + 125°C |

227313

| Size | Mftrs. List No. | Type | Order Code | Price Each 1+ | 5+ |
|---|---|---|---|---|---|
| 6B | 0916 024 3001 | HAN 24DD | **462-688●** | 28.58 | 28.02 |
| 10B | 0916 042 3001 | HAN 42DD | **462-706●** | 33.21 | 32.52 |
| 16B | 0916 072 3001 | HAN 72DD (1-72) | **462-720●** | 33.26 | 32.29 |
| 24B | 0916 108 3001 | HAN 108DD | **462-743●** | 35.52 | 34.80 |
| 32B | 0916 072 3011 | HAN 144DD (73-144) | **345-5210●** | 36.03 | 34.24 |
| 48B | 0916 108 3011 | HAN 216DD (109-216) | **345-5233●** | 38.90 | 36.97 |
| 6B | 0916 024 3101 | HAN 24DD | **462-690●** | 31.04 | – – |
| 10B | 0916 042 3101 | HAN 42DD | **462-718●** | 33.21 | 32.52 |
| 16B | 0916 072 3101 | HAN 72DD (1-72) | **462-731●** | 33.26 | 32.29 |
| 24B | 0916 108 3101 | HAN 108DD | **462-755●** | 35.52 | 34.80 |
| 32B | 0916 072 3111 | HAN 144DD (73-144) | **345-5221●** | 36.03 | 34.24 |
| 48B | 0916 108 3111 00 | HAN 216DD (109-216) | **345-5245●** | 38.90 | 36.97 |

## Han D/DD Crimp Contacts

HARTING

227314

| Contacts Pin | Wire Size ($mm^2$) | Order Code | Price Per Pack (10 Pieces) 1+ | 25+ | 50+ | 100+ |
|---|---|---|---|---|---|---|
| 09 15 000 6104 | 0.14-0.37 | **847-495●** | 14.93 | 12.45 | 11.43 | 10.90 |
| 09 15 000 6103 | 0.5 | **658-480●** | 14.22 | 13.03 | 12.55 | 10.59 |
| 09 15 000 6105 | 0.75 | **345-5920●** | 27.67 | – – | – – | – – |
| 09 15 000 6102 | 1.0 | **151-853●** | 13.18 | 12.62 | 12.13 | 11.59 |
| 09 15 000 6101 | 1.5 | **658-492●** | 14.45 | – – | – – | – – |
| 09 15 000 6106 | 2.5 | **658-509●** | 24.97 | – – | – – | – – |
| **Contacts Socket** | | | | | | |
| 09 15 000 6204 | 0.14-0.37 | **847-501●** | 15.05 | 12.55 | 11.07 | 10.98 |
| 09 15 000 6203 | 0.5 | **659-370●** | 14.22 | 13.03 | 12.55 | 10.69 |
| 09 15 000 6205 | 0.75 | **345-5932●** | 14.22 | 13.03 | 12.55 | 10.59 |
| 09 15 000 6202 | 1.0 | **151-854●** | 13.84 | 13.25 | 12.74 | 12.17 |
| 09 15 000 6201 | 1.5 | **659-381●** | 13.82 | 13.23 | 12.68 | 12.17 |
| 09 15 000 6201 | 2.5 | **659-393●** | 15.05 | 12.55 | 11.07 | 10.69 |

| | | Price Each 1+ |
|---|---|---|
| **Crimp Tool** | | |
| 09 99 000 0110 | **728-380** | 696.15 |
| **Positioner** | | |
| 09 99 000 0111 | **151-856** | 14.46 |
| **Extraction Tool** | | |
| 09 99 000 0052 | **151-858** | 13.35 |
| 09 99 000 0012 | **336-0465** | 80.98 |



RoHS ● Compliant ▲ Non-compliant ‡ Limited stock - RoHS replacement available



C = CYAN M = Magenta Y = Yellow B = Black/SING

## Han 'E', HAN 6SB Heavy Duty Sealed

HARTING

**6, 10, 16, 24 Way (16A) + 6 Way (35A)**




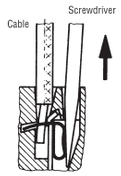


Cage clamp detail

A rectangular multipole connector range with a working current of 16 amps @ 380V ac and sealed to **IP65**. The Han 'E' range feature cage clamp style for fast termination or screw termination. The Han 6HsB version is screw terminated but with an increased current capability of 35A. **Approvals, CSA,& SEV. UL** Recognised

| | | | |
|---|---|---|---|
| Contact rating | 16A @ 500V ac (Han E)<br>35A @ 500V ac (Han6 HsB) | Housing | Glass filled thermoplastic **UL** listed |
| | | Contacts | Copper alloy, hard Silver Plated |
| Wire size | Han E (cage ciamp) 0.14 to 2.5mm$^2$<br>Han E (screw) 2.5mm$^2$ | | Han 6sB (screw) 6mm$^2$ |

Mftrs. List No. 0933 010 2701=462-639, 0933 016 2601=462-640, 0933 016 2701=462-652, 0933 006 2601=462-603, 0933 006 2701=462-615, 0933 010 2601=462-627, 0933 024 2601=462-664, 0933 024 2701=462-676, 0931 006 2601=314-821, 0931 006 2701=314-833, 0933 006 2616=314-766, 0933 006 2716=314-778, 0933 010 2616=314-780, 0933 010 2716=314-791, 0933 016 2616=314-808, 0933 016 2716=314-810, 0933 024 2616=151-843, 0933 024 2716=151-844.

219683

| | Size | Order Code | Price Each 1+ | 10+ | 25+ | 50+ | + |
|---|---|---|---|---|---|---|---|
| **Screw Termination** | | | | | | | |
| **6 Way + Earth, Han 6E** | | | | | | | |
| Plug | 6B | **462-603●** | 14.06 | 13.48 | 12.97 | 11.78 | – – |
| Socket | 6B | **462-615●** | 14.55 | 13.96 | 13.39 | 12.23 | – – |
| **10 Way + Earth, Han 10E** | | | | | | | |
| Plug | 10B | **462-627●** | 18.00 | 17.27 | 16.56 | 15.09 | – – |
| Socket | 10B | **462-639●** | 18.06 | 17.33 | 16.63 | 15.15 | – – |
| **16 Way + Earth, Han 16E** | | | | | | | |
| Plug | 16B | **462-640●** | 21.64 | 20.74 | 19.93 | 18.20 | – – |
| Socket | 16B | **462-652●** | 23.17 | 22.21 | 21.35 | 19.45 | – – |
| **24 Way + Earth, Han 24E** | | | | | | | |
| Plug | 24B | **462-664●** | 28.55 | 27.35 | 26.26 | 24.01 | – – |
| Socket | 24B | **462-676●** | 30.28 | 28.99 | 27.89 | 25.42 | – – |
| **6 Way + Earth, Han 6HsB** | | | | | | | |
| Plug | 16B | **314-821●** | 38.68 | 35.71 | 34.60 | – – | – – |
| Socket | 16B | **314-833●** | 43.98 | 40.60 | 39.34 | – – | – – |
| **Cage Clamp Termination** | | | | | | | |
| **6 Way + Earth, Han 6E** | | | | | | | |
| Plug | 6B | **314-766●** | 16.90 | 15.47 | 14.89 | 13.03 | – – |
| Socket | 6B | **314-778●** | 20.93 | 19.10 | 18.39 | 16.08 | – – |
| **10 Way + Earth, Han 10E** | | | | | | | |
| Plug | 10B | **314-780●** | 25.70 | 23.56 | 22.66 | 19.81 | – – |
| Socket | 10B | **314-791●** | 27.01 | 24.78 | 23.85 | 20.42 | – – |
| **16 Way + Earth, Han 16E** | | | | | | | |
| Plug | 16B | **314-808●** | 31.54 | 28.89 | 27.80 | 24.33 | – – |
| Socket | 16B | **314-810●** | 33.45 | 30.66 | 29.40 | 25.81 | – – |
| **24 Way + Earth, Han 24E** | | | | | | | |
| Plug | 24B | **151-843●** | 41.26 | 37.75 | 36.27 | 31.68 | – – |
| Socket | 24B | **151-844●** | 46.23 | 42.31 | 40.73 | 35.73 | – – |

## HAN E for Crimp Contacts

HARTING

- Same technical specification as HAN E but for crimp

227316

| Mftrs. List No. | No of ways | Size | Order Code | Price Each 1+ | 5+ | 10+ |
|---|---|---|---|---|---|---|
| **Male Insert** | | | | | | |
| 0933 006 2602 | 6 | 6B | **345-4083●** | 11.95 | 11.36 | 11.13 |
| 0933 010 2602 | 10 | 10B | **345-4101** | 13.45 | 12.74 | 12.19 |
| 0933 016 2602 | 16 | 16B | **345-4125●** | 16.76 | 15.88 | 15.49 |
| 0933 024 2602 | 24 | 24B | **345-4149●** | 19.79 | 18.78 | 18.33 |
| **Female Insert** | | | | | | |
| 0933 006 2702 | 6 | 6B | **345-4095●** | 12.30 | 11.65 | 11.39 |
| 0933 010 2702 | 10 | 10B | **345-4113●** | 13.35 | 12.63 | 12.30 |
| 0933 016 2702 | 16 | 16B | **345-4137●** | 17.06 | 16.18 | 15.79 |
| 0933 024 2702 | 24 | 24B | **345-4150●** | 21.09 | 19.99 | 19.50 |

| Contacts Pin | Wire Size (mm$^2$) | Order Code | Price Per Pack (10 Pieces) 1+ | 25+ | 50+ |
|---|---|---|---|---|---|
| 0933 000 6121 | 0.5 | **847-513●** | 4.77 | 4.55 | 4.38 |
| 0933 000 6114 00 | 0.75 | **345-5890●** | 4.77 | 4.55 | 4.38 |
| 0933 000 6105. | 1 | **847-525●** | 4.77 | 4.55 | 4.38 |
| 0933 000 6104 | 1.5 | **847-537●** | 4.77 | 4.55 | 4.38 |
| 0933 000 6102 | 2.5 | **847-549●** | 4.77 | 4.55 | 4.38 |
| 0933 000 6107 | 4 | **847-550●** | 4.77 | 4.55 | 4.38 |
| **Contacts Socket** | | | | | |
| 0933 000 6220 | 0.5 | **847-562●** | 5.08 | 4.92 | 4.55 |
| 0933 000 6214 00 | 0.75 | **345-5907●** | 5.08 | 4.92 | 4.55 |
| 0933 000 6205. | 1 | **847-574●** | 5.08 | 4.92 | 4.55 |
| 0933 000 6204 | 1.5 | **847-586●** | 5.08 | 4.92 | 4.55 |
| 0933 000 6202 | 2.5 | **847-598●** | 5.08 | 4.92 | 4.55 |
| 0933 000 6207 | 4 | **847-604●** | 5.08 | 4.92 | 4.55 |

| | Order Code | Price Each 1+ |
|---|---|---|
| **Crimp Tool** | | |
| 0999 000 0110 | **728-380** | 696.15 |
| **Positioner** | | |
| 0999 000 0112 | **847-616** | 14.65 |
| **Extraction Tool** | | |
| 0999 000 0319 | **728-408** | 28.56 |

## Han 'EE' High-Density Crimp

HARTING



Socket Insert Plug Insert

- Han 'EE' has a contact density up to twice that of Han 'E'
- Savings in space and assembly costs
- Uses Han 'E' crimp contacts for wire sizes 1.0, 1.5 and 2.5mm$^2$
- Utilises the full range of Harting hoods and housings
- Approvals: **UL**, **CSA** and **IP65** Rated

| | | | |
|---|---|---|---|
| Working current | 20A | Housing | PolycarbonateUL94V-0 |
| Working voltage | 500V | Contacts | Copper alloy, hard Silver plated |
| Insulation resistance | >1010Ω | Crimp terminal | 0.5 to 4mm$^2$ |
| Temperature range | -40°C to +125°C | | |

213767

| | Size | Mftrs. List No. | Order Code | Price Each 1+ | 10+ | 25+ | 50+ |
|---|---|---|---|---|---|---|---|
| **10 Way + Earth, Han 10EE** | | | | | | | |
| Plug | 6B | 0932 010 3001 | **728-421●** | 26.88 | 25.74 | 24.78 | 22.57 |
| Socket | 6B | 0932 010 3101 | **728-433●** | 27.21 | 26.07 | 25.04 | 22.82 |
| **18 Way + Earth, Han 18EE** | | | | | | | |
| Plug | 10B | 0932 018 3001 | **728-445●** | 30.35 | 29.05 | 27.99 | 25.49 |
| Socket | 10B | 0932 018 3101 | **728-457●** | 30.58 | 29.28 | 28.15 | 25.71 |
| **32 Way + Earth, Han 32EE** | | | | | | | |
| Plug | 16B | 0932 032 3001 | **728-469●** | 37.86 | 36.24 | 34.80 | 31.78 |
| Socket | 16B | 0932 032 3101 | **728-470●** | 38.66 | 37.01 | 35.63 | 32.49 |
| **46 Way + Earth, Han 46EE** | | | | | | | |
| Plug | 24B | 0932 046 3001 | **728-482●** | 44.20 | 42.34 | 40.70 | 37.11 |
| Socket | 24B | 0932 046 3101 | **728-494●** | 40.63 | 38.91 | 37.43 | 34.92 |

## Han E/EE Crimp Contacts

HARTING

227317

| Contacts Pin | Wire Size (mm$^2$) | Order Code | Price Per Pack (10 Pieces) 1+ | 25+ | 50+ | 100+ |
|---|---|---|---|---|---|---|
| 09 33 000 6121 | 0.5 | **847-513●** | 4.77 | 4.55 | 4.38 | 4.21 |
| 09 33 000 6114 | 0.75 | **345-5890●** | 4.77 | 4.55 | 4.38 | 4.21 |
| 09 33 000 6105 | 1 | **847-525●** | 4.77 | 4.55 | 4.38 | 4.21 |
| 09 33 000 6104 | 1.5 | **847-537●** | 4.77 | 4.55 | 4.38 | 4.21 |
| 09 33 000 6102 | 2.5 | **847-549●** | 4.77 | 4.55 | 4.38 | 4.21 |
| 09 33 000 6107 | 4 | **847-550●** | 4.77 | 4.55 | 4.38 | 4.21 |
| **Contacts Socket** | | | | | | |
| 09 33 000 6220 | 0.5 | **847-562●** | 5.08 | 4.92 | 4.55 | 4.38 |
| 09 33 000 6214 | 0.75 | **345-5907●** | 5.08 | 4.92 | 4.55 | 4.38 |
| 09 33 000 6205 | 1 | **847-574●** | 5.08 | 4.92 | 4.55 | 4.38 |
| 09 33 000 6204 | 1.5 | **847-586●** | 5.08 | 4.92 | 4.55 | 4.38 |
| 09 33 000 6202 | 2.5 | **847-598●** | 5.08 | 4.92 | 4.55 | 4.38 |
| 09 33 000 6207 | 4 | **847-604●** | 5.08 | 4.92 | 4.55 | 4.38 |



Prices are in Singapore Dollars and exclusive of GST.
Due to the volatile nature of certain products,
prices are subject to change without notice.

| | Wire Size | Order Code | Price Each 1+ |
|---|---|---|---|
| **Crimp Tool** | | | |
| 0999 000 0110 | | **728-380** | 696.15 |
| **Positioner** | | | |
| 0999 000 0112 | | **847-616** | 14.65 |
| **Extraction Tool** | | | |
| 0999 000 0319 | | **728-408** | 28.56 |

## Han 'K' Heavy Duty Sealed

HARTING

**8/24(16A), 6/12(40A), 4/2, 4/8 Way (80), 6/6 Way (100)**




- High power and control/signal connections in one insert
- Screw and crimp terminals
- Space and cost savings
- Inserts fit into standard hoods and housings
- **IP65** protection
- Approvals : **CSA, UL** Recognised

| | | |
|---|---|---|
| Contact rating | (power) | 16A @ 400V ac (8/24)<br>40A @ 690V ac (6/36)<br>80A @ 690V ac (4/2)<br>80A @ 400V ac (4/8)<br>100A @ 600V ac (6/6) |
| | (signal) | 10A @ 250V ac (6/36, 8/24) |
| Temperature range | | -40°C to +125°C |
| Wire size | (power) | 0.5 to 4.0mm$^2$ (8/24)<br>1.5 to 6.0mm$^2$ (6/36)<br>1.5 to 16mm$^2$ (4/2, 4/18)<br>16 to 35mm$^2$ (6/6) |
| | (signal) | 0.5 to 2.5mm$^2$ (4/2, 4/8, 6/36, 8/24)<br>0.2 to 2.5mm§2 (6/6) |

Housing Glass filled thermoplastic **UL** Listed
Contacts Copper alloy, hard silver plated

**Note:** Han 6/3 and 8/24 takes crimp contacts, order separately

219715

| | Size | Mftrs. List No. | Order Code | Price Each 1+ | 10+ | 25+ | 50+ |
|---|---|---|---|---|---|---|---|
| **Han 4/2 + Earth** | | | | | | | |
| Plug | 16B | 0938 006 2601 | **659-411**● | 100.02 | 93.22 | 83.40 | 71.94 |
| Socket | 16B | 0938 006 2701 | **659-423**● | 123.49 | 115.11 | 100.54 | 88.82 |
| **Han 4/8 + Earth** | | | | | | | |
| Plug | 24B | 0938 012 2601 | **659-435**● | 100.12 | 93.31 | 83.49 | 72.03 |
| Socket | 24B | 0938 012 2701 | **659-447**● | 125.48 | 117.00 | 104.58 | 90.21 |
| **Han 6/6 + Earth** | | | | | | | |
| Plug | 24B | 0938 012 2651 | **659-459**● | 143.78 | 133.92 | 119.89 | 103.42 |
| Socket | 24B | 0938 012 2751 | **659-460**● | 167.02 | 155.68 | 139.31 | 120.11 |
| **Han K6/3 + Earth** | | | | | | | |
| Plug | 16B | 0938 042 3001 | **728-500**● | 64.17 | 59.93 | 53.61 | 45.39 |
| Socket | 16B | 0938 042 3101 | **728-512**● | 64.17 | 59.93 | 53.61 | 45.39 |
| **Han K8/24 + Earth** | | | | | | | |
| Plug | 10B | 0938 032 3001 | **748-419**● | 63.96 | 59.77 | 53.48 | 45.26 |
| Socket | 10B | 0938 032 3101 | **748-420**● | 63.96 | 59.77 | 53.48 | 45.26 |

## STAF

HARTING

| Insert | Hood Size | No. of ways |
|---|---|---|
| STAF 6 | 3A | 6 |
| STAF 14 | 10A | 14 |
| STAF 20 | 16A | 20 |

| | | | |
|---|---|---|---|
| Standards | **DIN VDE 0627, DIN VDE 01110** | Environmental protection | 3(C) |
| Approvals | **CSA, SEV, UL** Recognised | Insulation resistance | $10^{10}\Omega$ |
| No. of ways | 6, 14, 20, 40 (2 20) | Material insulator | Polyamide |
| Current rating | Max. 10A | Flammability | **UL94-HB** |
| Nominal voltage | 25V AC/60C DC | Mating cycles | ≥500 |
| Proof voltage | 1.5kV | Temperature range | -40°C to +100°C |

227318

| Size | Mftrs. List No. | Type | Order Code | Price Each 1+ | 5+ | 10+ |
|---|---|---|---|---|---|---|
| **Female Insert Screw Terminal** | | | | | | |
| 3A | 0970 006 2616 | STAF 6 | **341-4772**● | 11.48 | 10.69 | 10.05 |
| 10A | 0970 014 2614 | STAF 14 | **341-4784**● | 20.79 | 19.31 | 18.47 |
| 16A | 0970 020 2622 | STAF 20 | **345-5180**● | 22.17 | 21.06 | 19.97 |
| **Female Insert Solder Terminal** | | | | | | |
| 3A | 0970 006 2615 | STAF 6 | **345-5130**● | 7.28 | 6.90 | 6.55 |
| 16A | 0970 014 2613 | STAF 14 | **345-5154**● | 12.96 | 12.33 | 11.65 |
| 16A | 0970 020 2621 | STAF 20 | **345-5178**● | 16.43 | 15.63 | 14.79 |
| **Male Insert Screw Terminal** | | | | | | |
| 3A | 0970 006 2813 | STAF 6 | **341-4802**● | 12.42 | 11.49 | 10.85 |
| 10A | 0970 014 2811 | STAF 14 | **341-4796**● | 26.08 | 25.04 | 24.08 |
| 16A | 0970 020 2817 | STAF 20 | **345-5208**● | 28.92 | 27.47 | 26.05 |
| **Male Insert Solder Terminal** | | | | | | |
| 3A | 0970 006 2812 | STAF 6 | **345-5142**● | 8.82 | 8.38 | 7.96 |
| 10A | 0970 014 2810 | STAF 14 | **345-5166**● | 18.03 | 17.14 | 16.21 |
| 16A | 0970 020 2816 | STAF 20 | **345-5191**● | 23.53 | 22.31 | 21.17 |

## Housings for HAN 6E, HAN 10EE, HAN 24DD

HARTING

**Size 6B**

| Mftrs. List No. | Cable Entry | Thread | Material | Type | Order Code |
|---|---|---|---|---|---|
| **Hood** | | | | | |
| 0930 006 1540 | Side | PG13.5 | Metal | 2 pegs | 314-845 |
| 0930 006 0443 | Straight, high constr. | PG29 | Metal | 2 pegs | 345-4423 |
| 0930 006 1440 | Straight | PG13.5 | Metal | 2 pegs | 462-767 |
| **Housing Bulk Mount** | | | | | |
| 0930 006 0301 | | | Metal | 1 lever | 314-857 |
| 0930 006 0302 | With plastic cover | | Metal | 1 lever | 345-4411 |
| **Housing Surface Mount, 1 Cable Entry** | | | | | |
| 0930 006 1251 | | PG16 | Metal | 1 lever | 659-551 |
| 0930 006 1256 | With plastic cover | PG16 | Metal | 1 lever | 345-4435 |
| **Housing surface Mount, 2 Cable Entries** | | | | | |
| 0930 006 1291 | | PG16 | Metal | 1 lever | 345-4447 |
| 0930 006 1296 | With plastic cover | PG16 | Metal | 1 lever | 345-4459 |
| 0930 006 0292 | High constr. | PG21 | Metal | 1 lever | 345-4400 |
| **Hood Coupler** | | | | | |
| 0930 006 1750 | | PG13.5 | Metal | 1 lever | 345-4460 |
| **Cover** | | | | | |
| 0930 006 5427 | | | Metal | | 345-4472 |

227319

| Mftrs. List No. | Order Code | Price Each 1+ | 5+ | 10+ |
|---|---|---|---|---|
| **Hood** | | | | |
| 0930 006 1540 | **314-845**● | 14.08 | 13.83 | 13.55 |
| 0930 006 0443 | **345-4423**● | 29.78 | 28.22 | 27.00 |
| 0930 006 1440 | **462-767**● | 15.72 | 15.40 | 15.06 |
| **Housing Bulk Mount** | | | | |
| 0930 006 0301 | **314-857**● | 15.91 | 15.56 | 15.21 |
| 0930 006 0302 | **345-4411**● | 30.34 | 28.80 | 27.51 |
| **Housing Surface Mount, 1 Cable Entry** | | | | |
| 0930 006 1251 | **659-551**● | 24.13 | 23.62 | 23.12 |
| 0930 006 1256 | **345-4435**● | 34.82 | 33.03 | 31.56 |
| **Housing Surface Mount, 2 Cable Entries** | | | | |
| 0930 006 1291 | **345-4447**● | 29.87 | 28.36 | 27.10 |
| 0930 006 1296 | **345-4459**● | 37.37 | 35.46 | 33.88 |
| 0930 006 0292 | **345-4400**● | 40.49 | 38.43 | 36.72 |
| **Hood Coupler** | | | | |
| 0930 006 1750 | **345-4460**● | 28.60 | 27.13 | 25.94 |
| **Cover** | | | | |
| 0930 006 5427 | **345-4472**● | 24.62 | 23.20 | 21.98 |

## Housings for HAN 10E, HAN 18EE, HAN 42DD, K10B

HARTING

**Size 10B**

| Mftrs. List No. | Cable Entry | Thread | Material | Type | Order Code |
|---|---|---|---|---|---|
| **Hood** | | | | | |
| 0930 010 1421 | Straight | PG16 | Metal | 4 pegs | 462-779 |
| 0930 010 1521 | Side | PG16 | Metal | 4 pegs | 101-521 |
| 0930 010 1541 | Side | PG16 | Metal | 2 pegs | 345-4629 |
| 0930 010 0542 | Side, high constr. | PG21 | Metal | 2 pegs | 345-4538 |
| 0930 010 0423 | Straight, high constr. | PG29 | Metal | 4 pegs | 345-4514 |



● Compliant
◄ Non-compliant
++ Limited stock - RoHS replacement available

RoHS



C = CYAN M = Magenta Y = Yellow B = Black/SING

| Mftrs. List No. | Cable Entry | Thread | Material | Type | Order Code |
|---|---|---|---|---|---|
| **Hood** | | | | | |
| 0930 010 0422 | Straight , high constr. | PG21 | Metal | 4 pegs | 345-4526 |
| 0930 010 1431 | Straight | PG16 | Metal | 2 levers | 345-4605 |
| 0930 010 1531 | Side | PG16 | Metal | 2 levers | 345-4617 |
| **Housing Bulk Mount** | | | | | |
| 0930 010 0301 | | | Metal | 2 levers | 100-301 |
| 0930 010 0302 | With plastic cover | | Metal | no lever | 345-4484 |
| 0930 010 0303 | With plastic cover | | Metal | 1 levers | 345-4496 |
| 0930 010 0305 | | | Metal | 1 lever | 345-4502 |
| **Housing Surface Mount, 1 Cable Entry** | | | | | |
| 0930 010 1231 | | PG16 | Metal | 2 levers | 659-563 |
| 0930 010 1251 | | PG16 | Metal | 1 lever | 345-4563 |
| 0930 010 1221 | With plastic cover | PG16 | Metal | 4 pegs | 345-4551 |
| **Housing Surface Mount, 2 Cable Entries** | | | | | |
| 0930 010 1271 | | PG16 | Metal | 2 levers | 345-4575 |
| 0930 010 1291 | | PG16 | Metal | 1 lever | 345-4587 |
| 0930 010 1296 | With plastic cover | PG16 | Metal | 1 lever | 345-4599 |
| **Hood Coupler** | | | | | |
| 0930 010 1731 | | PG16 | Metal | 2 levers | 345-4630 |
| 0930 010 1751 | | PG16 | Metal | 1 lever | 345-4642 |
| 0930 010 0733 | High constr. | PG16 | Metal | 2 levers | 345-4540 |

227320

| Mftrs. List No. | Order Code | Price Each 1+ | 5+ | 10+ |
|---|---|---|---|---|
| **Hood** | | | | |
| 0930 010 1421 | **462-779●** | 18.81 | 18.43 | 18.02 |
| 0930 010 1521 | **101-521●** | 18.18 | 17.80 | 17.42 |
| 0930 010 1541 | **345-4629●** | 21.79 | 20.69 | 19.76 |
| 0930 010 0542 | **345-4538●** | 37.65 | 35.76 | 34.16 |
| 0930 010 0423 | **345-4514●** | 35.64 | 33.79 | 32.32 |
| 0930 010 0422 | **345-4526●** | 32.05 | 31.16 | – – |
| 0930 010 1431 | **345-4605●** | 29.92 | 28.39 | 27.13 |
| 0930 010 1531 | **345-4617●** | 29.81 | 28.26 | 27.03 |
| **Housing Bulk Mount** | | | | |
| 0930 010 0301 | **100-301●** | 23.78 | 23.31 | 22.81 |
| 0930 010 0302 | **345-4484●** | 31.76 | 30.14 | 28.83 |
| 0930 010 0303 | **345-4496●** | 40.89 | 38.77 | 37.06 |
| 0930 010 0305 | **345-4502●** | 29.56 | 28.01 | 26.79 |
| **Housing Surface Mount, 1 Cable Entry** | | | | |
| 0930 010 1231 | **659-563●** | 34.18 | 33.45 | 32.76 |
| 0930 010 1251 | **345-4563●** | 39.82 | 37.75 | 36.11 |
| 0930 010 1221 | **345-4551●** | 40.01 | 37.92 | 36.25 |
| **Housing Surface Mount, 2 Cable Entries** | | | | |
| 0930 010 1271 | **345-4575●** | 40.43 | 38.39 | 36.69 |
| 0930 010 1291 | **345-4587●** | 38.58 | 36.31 | 34.37 |
| 0930 010 1296 | **345-4599●** | 50.18 | 47.61 | 45.53 |
| **Hood Coupler** | | | | |
| 0930 010 1731 | **345-4630●** | 33.61 | 31.88 | 30.47 |
| 0930 010 1751 | **345-4642●** | 31.20 | 29.35 | 27.81 |
| 0930 010 0733 | **345-4540●** | 61.39 | 58.34 | 55.25 |

## Housings for HAN 16E, 32EE, HSB, K16B, 40D

HARTING

**Size 16B**

| Mftrs. List No. | Cable Entry | Thread | Material | Type | Order Code |
|---|---|---|---|---|---|
| **Hood** | | | | | |
| 0930 016 1520 | side | PG21 | Metal | 4 pegs | 161-520 |
| 0930 016 0540 | side, high constr. | PG21 | Metal | 2 pegs | 345-4691 |
| 0930 016 0440 | straight, high constr. | PG21 | Metal | 2 pegs | 345-4680 |
| 0930 016 1430 | straight | PG21 | Metal | 2 levers | 345-4769 |
| 0930 016 1530 | side | PG21 | Metal | 2 levers | 345-4770 |
| 0930 016 1540 | side | PG21 | Metal | 2 pegs | 345-4782 |
| 0930 016 0420 | straight, high constr. | PG21 | Metal | 4 pegs | 462-780 |
| 0930 016 0521 | side, high constr. | PG29 | Metal | 4 pegs | 152-003 |
| **Housing Bulk Mount** | | | | | |
| 0930 016 0301 | | | Metal | 2 levers | 160-301 |
| 0930 016 0302 | with plastic cover | | Metal | 4 pegs, no lever | 345-4654 |
| 0930 016 0306 | with plastic cover | | Metal | 1 lever | 345-4666 |
| 0930 016 0307 | | | Metal | 1 lever | 345-4678 |
| **Housing Surface Mount, 1 Cable Entry** | | | | | |
| 0930 016 1250 | | PG21 | Metal | 1 lever | 345-4721 |
| 0930 016 1220 | | PG21 | Metal | 4 pegs, no lever | 345-4710 |
| 0930 016 1230 | | PG21 | Metal | 2 lever | 659-575 |
| **Housing Surface Mount, 2 Cable Entries** | | | | | |
| 0930 016 1270 | | PG21 | Metal | 2 levers | 345-4745 |
| 0930 016 1290 | | PG21 | Metal | 1 lever | 345-4757 |
| **Hood Coupler** | | | | | |
| 0930 016 1730 | straight | PG21 | Metal | 2 levers | 345-4794 |
| 0930 016 0731 | straight, high constr. | PG29 | Metal | 2 lever | 345-4708 |
| 0930 016 1750 | straight | PG21 | Metal | 1 lever | 345-4800 |

227321

| Mftrs. List No. | Order Code | Price Each 1+ | 5+ | 10+ |
|---|---|---|---|---|
| **Hood** | | | | |
| 0930 016 1520 | **161-520●** | 20.63 | 20.22 | 19.78 |
| 0930 016 0540 | **345-4691●** | 41.95 | 39.80 | 38.02 |
| 0930 016 0440 | **345-4680●** | 44.04 | 41.77 | 39.93 |
| 0930 016 1430 | **345-4769●** | 32.48 | 30.79 | 29.45 |
| 0930 016 1530 | **345-4770●** | 32.57 | 30.88 | 29.52 |
| 0930 016 1540 | **345-4782●** | 24.13 | 22.93 | 21.94 |
| 0930 016 0420 | **462-780●** | 31.66 | 31.00 | 30.30 |
| 0930 016 0521 | **152-003●** | 34.08 | 33.39 | 32.70 |
| **Housings Bulk Mount** | | | | |
| 0930 016 0301 | **160-301●** | 25.07 | 24.54 | 24.00 |
| 0930 016 0302 | **345-4654●** | 35.10 | 33.27 | 31.80 |
| 0930 016 0306 | **345-4666●** | 43.84 | 41.53 | 39.72 |
| 0930 016 0307 | **345-4678●** | 30.78 | 29.21 | 27.92 |
| **Housing Surface Mount, 1 Cable Entry** | | | | |
| 0930 016 1250 | **345-4721●** | 41.95 | 39.80 | 38.02 |
| 0930 016 1220 | **345-4710●** | 42.84 | 40.65 | 38.87 |
| 0930 016 1230 | **659-575●** | 35.85 | 35.06 | 34.30 |
| **Housing Surface Mount, 2 Cable Entries** | | | | |
| 0930 016 1270 | **345-4745●** | 43.44 | 41.19 | 39.39 |
| 0930 016 1290 | **345-4757●** | 39.25 | 36.96 | 34.98 |
| **Hoods Coupler** | | | | |
| 0930 016 1730 | **345-4794●** | 35.84 | 33.99 | 32.52 |
| 0930 016 0731 | **345-4708●** | 54.48 | 51.70 | 49.41 |
| 0930 016 1750 | **345-4800●** | 32.57 | 30.65 | 29.04 |

## Housings for HAN 24E, 46EE, 108DD, 64D, K24B

HARTING

**Size 24B**

| Mftrs. List No. | Cable Entry | Thread | Material | Type | Order Code |
|---|---|---|---|---|---|
| **Hood** | | | | | |
| 0930 024 1520 | side | PG21 | Metal | 4 pegs | 151-861 |
| 0930 024 0421 | straight, high constr. | PG29 | Metal | 4 pegs | 462-792 |
| 0930 024 0521 | side, high constr. | PG29 | Metal | 4 pegs | 152-004 |
| 0930 024 1421 | straight | PG29 | Metal | 4 Pegs | 462-809 |
| 0930 024 0440 | straight, high constr. | PG21 | Metal | 2 Pegs | 345-4848 |
| 0930 024 0540 | side, high constr. | PG21 | Metal | 2 Pegs | 345-4850 |
| 0930 024 1431 | straight | PG29 | Metal | 2 Levers | 345-4939 |
| 0930 024 1530 | side | PG21 | Metal | 2 Levers | 345-4940 |
| 0930 024 1540 | side | PG21 | Metal | 2 pegs | 345-4952 |
| **Housing Bulkhead Mount** | | | | | |
| 0930 024 0301 | | | Metal | 2 levers | 151-864 |
| 0930 024 0304 | with plastic cover | | Metal | 1 lever | 345-4812 |
| 0930 024 0307 | | | Metal | 1 lever | 345-4824 |
| **Housing Surface Mount, 1 Cable Entry** | | | | | |
| 0930 024 1230 | | PG21 | Metal | 2 levers | 659-587 |
| 0930 024 1220 | with plastic cover | PG21 | Metal | 2 pegs, no lever | 345-4885 |
| 0930 024 1250 | | PG21 | Metal | 1 lever | 345-4897 |
| **Housing Surface Mount, 2 Cable Entries** | | | | | |
| 0930 024 1270 | | PG21 | Metal | 2 levers | 345-4915 |
| 0930 024 1290 | | PG21 | Metal | 1 lever | 345-4927 |
| 0930 024 1260 | With plastic cover | PG21 | Metal | 4 pegs, no lever | 345-4903 |
| **Hood Coupler - Cable to Cable** | | | | | |
| 0930 024 0730 | straight, high constr. | PG21 | Metal | 2 levers | 345-4861 |
| 0930 024 0731 | straight, high constr. | PG29 | Metal | 2 levers | 345-4873 |
| 0930 024 1731 | straight | PG29 | Metal | 2 levers | 345-4964 |
| 0930 024 1751 | straight | PG29 | Metal | 1 lever | 345-4976 |

227322

| Mftrs. List No. | Order Code | Price Each 1+ | 5+ | 10+ |
|---|---|---|---|---|
| **Hood** | | | | |
| 0930 024 1520 | **151-861●** | 23.18 | 22.68 | 22.21 |
| 0930 024 0421 | **462-792●** | 40.45 | 38.75 | 37.01 |
| 0930 024 0521 | **152-004●** | 39.63 | 38.81 | 37.99 |
| 0930 024 1421 | **462-809●** | 27.44 | 26.62 | 26.04 |
| 0930 024 0440 | **345-4848●** | 51.36 | 48.73 | 46.58 |
| 0930 024 0540 | **345-4850●** | 45.17 | 42.89 | 40.98 |
| 0930 024 1431 | **345-4939●** | 37.65 | 35.76 | 34.16 |
| 0930 024 1530 | **345-4940●** | 35.88 | 34.02 | 32.56 |
| 0930 024 1540 | **345-4952●** | 53.70 | 52.04 | 50.91 |
| **Housing Bulkhead Mount** | | | | |
| 0930 024 0301 | **151-864●** | 27.09 | 26.52 | 25.99 |
| 0930 024 0304 | **345-4812●** | 49.83 | 47.23 | 45.18 |
| 0930 024 0307 | **345-4824●** | 31.97 | 30.33 | 29.01 |
| **Housing Surface Mount, 1 Cable Entry** | | | | |
| 0930 024 1230 | **659-587●** | 46.41 | 44.98 | 44.03 |
| 0930 024 1220 | **345-4885●** | 40.70 | 38.68 | 36.63 |
| 0930 024 1250 | **345-4897●** | 48.84 | 46.35 | 44.26 |
| **Housing Surface Mount, 2 Cable Entry** | | | | |
| 0930 024 1270 | **345-4915●** | 49.61 | 47.06 | 44.98 |
| 0930 024 1290 | **345-4927●** | 40.70 | 38.68 | 36.63 |
| 0930 024 1260 | **345-4903●** | 41.30 | 39.25 | 37.17 |



Prices are in Singapore Dollars and exclusive of GST.
Due to the volatile nature of certain products,
prices are subject to change without notice.

| Mftrs. List No. | Order Code | Price Each 1+ | 5+ | 10+ |
|---|---|---|---|---|
| **Hood Coupler - Cable to Cable** | | | | |
| 0930 024 0730 | **345-4861**● | 47.16 | 44.79 | 42.43 |
| 0930 024 0731 | **345-4873**● | 59.26 | 56.21 | 53.75 |
| 0930 024 1731 | **345-4964** | 37.72 | 35.78 | 34.22 |
| 0930 024 1751 | **345-4976**● | 39.47 | 37.52 | 35.53 |

## Han Cable Seals and Strain Reliefs

HARTING

- Bell-mouth metal strain relief
- Fits 'Han' hoods above
- Multiple knockout rubber seals
- **IP65** protection
- Han 7D sealing kit supplied with plastic locknut as standard

**Note:** The strain relief and sealing kit require the same Pg number as the hood to fit correctly.

Mfrts. List No. 0900 000 5101=314-742, 0900 000 5102=314-869, 0900 000 5103=314-870, 0900 000 5104=314-882, 0900 000 5106=152-005, 0900 000 5027=314-754, 0900 000 5028=314-894, 0900 000 5164=151-865, 0900 000 5029=314-900, 0900 000 5030=314-912, 0900 000 5031=152-006

208996

| Connector type | Thread | Order Code | Price Each 1+ | 10+ | 25+ | 50+ | + |
|---|---|---|---|---|---|---|---|
| **Strain Relief** | | | | | | | |
| HAN 3A, 4A | PG11 | **314-742**● | 7.39 | 6.96 | 6.68 | 6.11 | – – |
| HAN 6E, 24DD | PG13.5 | **314-869**● | 7.78 | 7.24 | 7.02 | 6.43 | – – |
| HAN 10E, 15D, 42DD | PG16 | **314-870**● | 8.19 | 7.69 | 7.40 | 6.77 | – – |
| HAN 16E, 24E, 6HSB 25D, 72DD, 108DD | PG21 | **314-882**● | 12.79 | 12.00 | 11.56 | 10.52 | – – |
| HAN 40D, 64D, 108DD | PG29 | **152-005**● | 14.33 | 13.48 | 12.95 | 11.81 | – – |
| **Sealing Kit** | | | | | | | |
| HAN 3A, 4A | PG11 | **314-754**● | 1.27 | 1.17 | 1.04 | 0.85 | – – |
| HAN 6E, 24DD | PG13.5 | **314-894** | 1.25 | 1.17 | 1.07 | 0.88 | – – |
| HAN 7D (includes locknut) | PG11 | **151-865**● | 1.82 | 1.69 | 1.50 | 1.27 | – – |
| HAN 10E, 15D, 42DD | PG16 | **314-900**● | 1.69 | 1.53 | 1.37 | 1.14 | – – |
| HAN 16E, 24E, 6HSB 25D, 72DD, 108DD | PG21 | **314-912** | 1.95 | 1.82 | 1.59 | 1.37 | – – |
| HAN 40D, 64D, 108DD | PG29 | **152-006** | 2.89 | 2.70 | 2.41 | 1.98 | – – |

## HAN Modular

HARTING

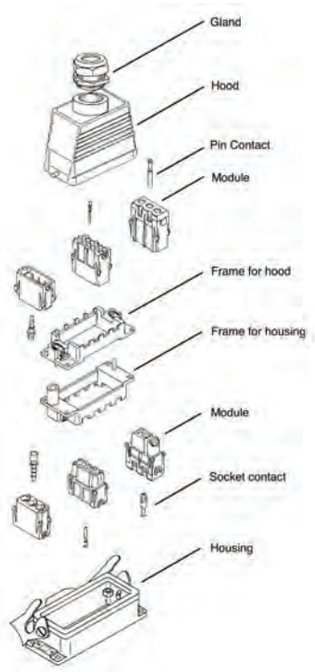


The Han-Modular series is a new system of inserts designed to meet the specific requirements of individual customers. A range of modular inserts have been developed allowing the simple assembly of custom designed complete connectors

227325

## HAN Modular

HARTING



**Survey**

| **1. Frames** | Suitable Housing Size |
|---|---|
| 1 Module | 10A |
| 2 Modules | 6B |
| 3 Modules | 10B |
| 4 Modules | 16B |
| 6 Modules | 32B |
| 2 4 Modules | 24B |
| 2 6 Modules | 48B |

**2. Modules**

| Type | Medium | Termination | Current (A) | Voltage (V) |
|---|---|---|---|---|
| HAN Axial Screw Module | Electric | Screw | 100 | 1000 |
| HAN Axial Screw Module | Electric | Screw | 40 | 1000 |
| HAN C Module | Electric | Crimp | 40 | 400/690 |
| HAN E Module | Electric | Crimp | 16 | 500 |
| HAN EE Module | Electric | Crimp | 16 | 400 |
| HAN ES Module | Electric | Cage Clamp | 16 | 400 |
| HAN DD Module | Electric | Crimp | 10 | 250 |
| HAN Multi Contact Module | Electric | Crimp/Solder | 1,5 | 50 (Coaxial) 1000 (High Voltage) |
| HAN Quintax | Electric | Crimp | 10 | 42 |
| HAN Pneumatic Module | Air | Plug | 8 bar | Hose 1.6;3.0;4.0;6.0mm |

227326

## Hinged Frame

HARTING



- Grounding according to **DIN-VDE**
- Rigid Zarmac-diecast
- Both male and female modules can be combined in one frame
- Hinged frame are suitable for standard housings
- Modules removable without extraction tool
- Vibration proof improved mechanical lock of modules

| | | | |
|---|---|---|---|
| Standards | **DIN VDE 0627, DIN VDE 0110** | Material | Zamac |
| Approvals | **CSA, UL** Recognised | Temperature range | -40°C to +125°C |
| Number of Modules | 2, 3, 4, 6 | | |

227328

| Mftrs. List No. | No. of Modules | Order Code | Price Each 1+ | 5+ | 10+ |
|---|---|---|---|---|---|
| **Frame for Hood** | | | | | |
| 0914 006 0303 | 2 | **332-9768**● | 29.78 | 28.34 | 26.93 |
| 0914 010 0303 | 3 | **332-9781**● | 29.92 | 28.44 | 26.96 |
| 0914 016 0303 | 4 | **332-9800**● | 30.01 | 28.50 | 27.00 |
| 0914 024 0303 | 6 | **332-9823**● | 30.22 | 28.67 | 27.09 |
| **Frame for Housing** | | | | | |
| 0914 006 0313 | 2 | **332-9770**● | 29.78 | 28.34 | 26.93 |
| 0914 010 0313 | 3 | **332-9793**● | 29.92 | 28.44 | 26.96 |
| 0914 016 0313 | 4 | **332-9811**● | 30.01 | 28.50 | 27.00 |
| 0914 024 0313 | 6 | **332-9835**● | 30.22 | 28.67 | 27.09 |

## HAN C Module

HARTING

- 3 contacts 40A for power circuits
- Male insert with additional protective shroud
- Polarisation
- Crimp-termination
- Male and Female inserts can be combined in one frame

Standards: **DIN VDE 0627 , DIN VDE 0110**
Approvals: **CSA, UL** Recognised

| **Insert** | | | |
|---|---|---|---|
| Number of ways | 3 | Material | Polycarbonate |
| current rating | 40A | Flammability | **UL94V-0** |
| Nominal voltage | | Mating cycles | ≥500 |
| Cable ∅ max. 5mm | 400/690V | Temperature range | -40°C to +125°C |
| | | **Contact** | |
| Cable ∅ max. 7.5mm | 500V | Material | Copper Alloy |
| Proof voltage | 3kV | Plating | Silver 30μmm² Ag |
| Environmental protection | 3(C) | Contact resistance | ≤0.3mΩ |
| Insulation resistance | ≥$10^{10}$Ω | Termination | 1.5-16mm² (16-10 AWG) |



● Compliant
◄ Non-compliant
++ Limited stock - RoHS replacement available

RoHS



C = CYAN M = Magenta Y = Yellow B = Black/SING

227331

| Mftrs. List No. | Cable ∅ | Order Code | Price Each 1+ | 5+ | 10+ |
|---|---|---|---|---|---|
| **Male Insert** | | | | | |
| 0914 003 3001 | 5mm | **728-093●** | 8.58 | 8.25 | 7.86 |
| 0914 003 3002 | 7.5mm | **345-5269●** | 7.78 | 7.38 | 7.00 |
| **Female Insert** | | | | | |
| 0914 003 3101 | 5mm | **728-100●** | 8.58 | 8.25 | 7.86 |
| 0914 003 3102 | 7.5mm | **345-5270●** | 8.50 | – – | – – |

| | Wire Size mm² | | Price Per Pack (10 Pieces) 1+ | 10+ | 25+ | 50+ |
|---|---|---|---|---|---|---|
| **Crimp Contacts Pin** | | | | | | |
| 0932 000 6104 | 1.5 | **335-4350●** | 34.22 | 31.97 | 28.70 | 23.40 |
| 0932 000 6105 | 2.5 | **335-4362●** | 35.93 | 33.57 | 30.14 | 24.57 |
| 0932 000 6107 | 4.0 | **728-160●** | 34.22 | 31.97 | 28.70 | 23.40 |
| 0932 000 6108 | 6.0 | **728-172●** | 34.22 | 31.97 | 28.70 | 23.40 |
| **Crimp Contacts Socket** | | | | | | |
| 0932 000 6204 | 1.5 | **335-4374●** | 95.18 | 79.25 | 70.17 | 70.17 |
| 0932 000 6205 | 2.5 | **335-4386●** | 95.18 | 79.25 | 70.17 | 70.17 |
| 0932 000 6207 | 4.0 | **728-184●** | 95.18 | 89.11 | 79.25 | 65.23 |
| 0932 000 6208 | 6.0 | **728-196●** | 95.18 | 89.11 | 79.25 | 65.23 |

| | | Price Each |
|---|---|---|
| **Crimp Tool** | | |
| 0999 000 0303 | **728-354** | 461.23 |
| **Positioner** | | |
| 0999 000 0112. | **847-616** | 14.65 |
| **Extraction Tool** | | |
| 0999 000 0305 | **728-378** | 18.51 |

## HAN E Module

HARTING

- 6 contacts 16A for power circuits
- Male insert with additional protective shroud
- Polarisation
- Crimp termination
- Male and female inserts can be combined in one frame

Standards: **DIN VDE 0627 , DIN VDE 0110**
Approvals: **CSA, UL** Recognised

**Insert**

| | |
|---|---|
| Number of ways | 6 |
| current rating | 16A |
| Nominal voltage | 500V |
| Proof voltage | 3kV |
| Environmental protection | 3(C) |
| Insulation resistance | ≥$10^{10}$Ω |
| Material | Polycarbonate |
| Flammability | **UL94V-0** |
| Mating cycles | ≥500 |
| Temperature range | -40°C to +125°C |

**Contact**

| | |
|---|---|
| Material | Copper Alloy |
| Plating | Silver 3μmm² Ag |
| Contact resistance | ≤0.3Ω |
| Termination | 0.5-4.0mm² (20-12AWG) |

227332

| Mftrs. List No. | | Order Code | Price Each 1+ | 5+ | 10+ |
|---|---|---|---|---|---|
| **Male Insert** | | | | | |
| 0914 006 3001 | | **728-111●** | 8.88 | 8.51 | 8.22 |
| **Female Insert** | | | | | |
| 0914 006 3101 | | **728-123●** | 8.88 | 8.51 | 8.22 |

| | Wire Size mm² | | Price Per Pack (10 Pieces) 1+ | 25+ | 50+ |
|---|---|---|---|---|---|
| **Crimp Contacts Pin** | | | | | |
| 0933 000 6121 | 0.5 | **847-513●** | 4.77 | 4.55 | 4.38 |
| 0933 000 6114 00 | 0.75 | **345-5890●** | 4.77 | 4.55 | 4.38 |
| 0933 000 6105. | 1.0 | **847-525●** | 4.77 | 4.55 | 4.38 |
| 0933 000 6104 | 1.5 | **847-537●** | 4.77 | 4.55 | 4.38 |
| 0933 000 6102 | 2.5 | **847-549●** | 4.77 | 4.55 | 4.38 |
| 0933 000 6107 | 4.0 | **847-550●** | 4.77 | 4.55 | 4.38 |
| **Crimp Contacts Socket** | | | | | |
| 0933 000 6220 | 0.5 | **847-562●** | 5.08 | 4.92 | 4.55 |
| 0933 000 6214 00 | 0.75 | **345-5907●** | 5.08 | 4.92 | 4.55 |
| 0933 000 6205. | 1.0 | **847-574●** | 5.08 | 4.92 | 4.55 |
| 0933 000 6204 | 1.5 | **847-586●** | 5.08 | 4.92 | 4.55 |
| 0933 000 6202 | 2.5 | **847-598●** | 5.08 | 4.92 | 4.55 |
| 0933 000 6207 | 4.0 | **847-604●** | 5.08 | 4.92 | 4.55 |

| | | Price Each |
|---|---|---|
| Crimp Tool | | |
| 0999 000 0110 | **728-380** | 696.15 |
| **Positioner** | | |
| 0999000112 | **847-616** | 14.65 |
| **Extraction Tool** | | |
| 0999 000 0319 | **728-408** | 28.56 |

## HAN DD Module

HARTING

- 12 contact silos for population with signal contacts 10A
- Male insert with additional protective shroud
- Polarisation
- Crimp-termination
- Male and female inserts can be combined in one frame

Standards: **DIN VDE 0627 , DIN VDE 0110**
Approvals: **CSA,** Recognised

**Insert**

| | |
|---|---|
| Number of ways | 12 |
| Current rating | 10A |
| Nominal voltage | 250V |
| Proof voltage | 2kV |
| Environmental protection | 3(C) |
| Insulation resistance | ≥$10^{10}$Ω |
| Material | Polycarbonate |
| Flammability | UL94V-0 |
| Mating cycles | ≥500 |
| Temperature range | -40°C to +125°C |

**Contact**

| | |
|---|---|
| Material | Copper Alloy |
| Plating | Silver 3μmm² Ag |
| Contact resistance | ≤3Ω |
| Termination | 0.14-2.5mm² (26-14AWG) |

227333

| Mftrs. List No. | | Order Code | Price Each 1+ | 5+ | 10+ |
|---|---|---|---|---|---|
| **Male Insert** | | | | | |
| 0914 012 3001 | | **728-135●** | 6.05 | 5.78 | 5.39 |
| **Female Insert** | | | | | |
| 0914 012 3101 | | **728-147●** | 6.05 | 5.78 | 5.39 |

| | Wire Size mm² | | Price Per Pack (10 Pieces) 1+ | 25+ | 50+ | 100+ |
|---|---|---|---|---|---|---|
| **Crimp Contacts Pin** | | | | | | |
| 0915 000 6104 | 0.14-0.37 | **847-495●** | 14.93 | 12.45 | 11.43 | 10.90 |
| 6615 000 6103 91 | 0.5 | **658-480●** | 14.22 | 13.03 | 12.55 | 10.59 |
| 0915 000 0105 00 | 0.75 | **345-5920●** | 27.67 | – – | – – | – – |
| 0915 000 6102 | 1.0 | **151-853●** | 13.18 | 12.62 | 12.13 | 11.59 |
| 6615 000 6101 91 | 1.5 | **658-492●** | 14.45 | – – | – – | – – |
| 0915 000 6106 | 2.5 | **658-509●** | 24.97 | – – | – – | – – |
| **Crimp Contacts Socket** | | | | | | |
| 0915 000 6204 | 0.14-0.37 | **847-501●** | 15.05 | 12.55 | 11.07 | 10.98 |
| 0915 000 6203 | 0.5 | **659-370●** | 14.22 | 13.03 | 12.55 | 10.69 |
| 0915 000 6205 00 | 0.75 | **345-5932●** | 14.22 | 13.03 | 12.55 | 10.59 |
| 0915 000 6202 | 1.0 | **151-854●** | 13.84 | 13.25 | 12.74 | 12.17 |
| 6615 000 6201 91 | 1.5 | **659-381●** | 13.82 | 13.23 | 12.68 | 12.17 |
| 0915 000 6206 | 2.5 | **659-393●** | 15.05 | 12.55 | 12.55 | 11.07 |

| | | | Price Each |
|---|---|---|---|
| **Crimp Tool** | | | |
| 0999 000 0110 | | **728-380** | 696.15 |
| **Positioner** | | | |
| 0999 000 0111 | | **151-856** | 14.46 |
| **Extraction Tool** | | | |
| 0999 000 0319 | standard | **728-408** | 28.56 |
| 0999 000 0012 | with central rod | **336-0465** | 80.98 |

## HAN EE Module

HARTING



- Polarisation
- Crimp-termination
- 8 contacts 16A for power circuits
- Male insert with additional protective shroud
- Combination of male and female inserts in one frame possible

Standards **DIN VDE 0627, DIN VDE 0110**
Approvals **CSA, UL** Recognised

**Inserts**

| | |
|---|---|
| No. of ways | 8 |
| Current rating | 16 |
| Nominal voltage | 400V |
| Proof voltage | 3kV |
| Environmental protection | 3 (C) |
| Insulation resistance | ≥10000Ω |
| Material | Polycarbonate |
| Flammability | UL94V-0 |
| | ≥500 |
| Temperature range | -40°C to +125°C |

**Contacts**

| | |
|---|---|
| Material | Copper alloy |
| Plating | Silver |
| Contact resistance | ≤1Ω |
| Termination | 0.5 |

227340

| Mftrs. List No. | Order Code | Price Each 1+ | 5+ | 10+ |
|---|---|---|---|---|
| **Male Insert** | | | | |
| 0914 008 3001 | **345-3911●** | 6.41 | 6.07 | 5.78 |
| **Female Insert** | | | | |
| 0914 008 3101 | **345-3923●** | 6.41 | 6.07 | 5.78 |

| | Wire Size (mm²) | | Price Per Pack (10 Pieces) 1+ | 25+ | 50+ | 100+ |
|---|---|---|---|---|---|---|
| **Crimp Contact Pin** | | | | | | |
| 0933 000 6121 | 0.5 | **847-513●** | 4.77 | 4.55 | 4.38 | 4.21 |
| 0933 000 6114 00 | 0.75 | **345-5890●** | 4.77 | 4.55 | 4.38 | 4.21 |
| 0933 000 6105. | 1 | **847-525●** | 4.77 | 4.55 | 4.38 | 4.21 |
| 0933 000 6104 | 1.5 | **847-537●** | 4.77 | 4.55 | 4.38 | 4.21 |
| 0933 000 6102 | 2.5 | **847-549●** | 4.77 | 4.55 | 4.38 | 4.21 |
| 0933 000 6107 | 4 | **847-550●** | 4.77 | 4.55 | 4.38 | 4.21 |



Prices are in Singapore Dollars and exclusive of GST.
Due to the volatile nature of certain products, prices are subject to change without notice.

| | | Order Code | 1+ | 25+ | 50+ | 100+ |
|---|---|---|---|---|---|---|
| **Crimp Contact Socket** | | | | | | |
| 0933 000 6220 | 0.5 | **847-562●** | 5.08 | 4.92 | 4.55 | 4.38 |
| 0933 000 6214 00 | 0.75 | **345-5907●** | 5.08 | 4.92 | 4.55 | 4.38 |
| 0933 000 6205. | 1 | **847-574●** | 5.08 | 4.92 | 4.55 | 4.38 |
| 0933 000 6204 | 1.5 | **847-586●** | 5.08 | 4.92 | 4.55 | 4.38 |
| 0933 000 6202 | 2.5 | **847-598●** | 5.08 | 4.92 | 4.55 | 4.38 |
| 0933 000 6207 | 4 | **847-604●** | 5.08 | 4.92 | 4.55 | 4.38 |
| **Crimp Tool** | | | | **Price Each** | | |
| 0999 000 0110 | | **728-380** | | 696.15 | | |
| **Positioner** | | | | | | |
| 0999 000 0112. | | **847-616** | | 14.65 | | |
| **Extraction Tool** | | | | | | |
| 0999 000 0319 | | **728-408** | | 28.56 | | |

## HAN Pneumatic Module

**HARTING**

- 2 or 3 contacts to transmit dry clean compressed air
- Termination of 1.6mm; 3mm; 4mm and 6mm inner diameter tubes
- Different tube dimensions can be combined in one module
- Socket contacts with/without shut-off valve
- Sturdy plastic contacts
- Extraction of pre-assembled pneumatic contacts possible
- Shut-off valve: when disconnected, a spring mechanism closes the pneumatic contact
- Male and female inserts are identical

Standards **DIN VDE 0627, DIN VDE 0110** Approvals **CSA UL** Recognised

| | | | |
|---|---|---|---|
| **Inserts** | | Tube termination | |
| No. of ways | | Inner diameter ID | 1.6mm; 3.0mm; 4.0mm and 6.0mm |
| Colour | Blue | Pressure rating | Max. 8 bar |
| Material | Polycarbonate | **Seal** | |
| Flammability | **UL94V-0** | Material | Delrin Acetal |
| Mating cycles | ≥ | **Shut-off Valve** | |
| Temperature range | -40°C to +80°C | Material | Delrin Acetal |
| **Contacts** | | | |
| Material | Delrin Acetal | | |
| Colour | Black | | |

227335

| Mftrs. List No Insert | | Order Code | Price Each 1+ | 5+ | 10+ | |
|---|---|---|---|---|---|---|
| 0914 003 4501 | for 1.6, 3.0, 4.0mm | **728-159** | 5.40 | 5.13 | 4.83 | |
| 0914 002 4501 | for 6.0mm | **345-4046** | 3.90 | 3.75 | 3.60 | |
| **Pin Contact** | **Tube-ID** | | **1+** | **10+** | **25+** | **50+** |
| 0914 000 6151 | 1.6mm | **728-263** | 8.05 | 7.74 | 7.44 | 6.99 |
| 0914 000 6152 | 3.0mm | **728-275** | 8.05 | 7.74 | 7.44 | 6.99 |
| 0914 000 6153 | 4.0mm | **728-287** | 8.05 | 7.86 | 7.65 | 7.20 |
| 0914 000 6174 | 6.0mm | **345-4058** | 4.93 | 4.80 | 4.65 | 4.38 |
| **Socket Contact** | | | | | | |
| 0914 000 6251 | 1.6mm | **728-299** | 8.05 | 7.74 | 7.44 | 6.99 |
| 0914 000 6252 | 3.0mm | **728-305** | 8.05 | 7.74 | 7.44 | 6.99 |
| 0914 000 6253 | 4.0mm | **728-317** | 8.05 | 7.86 | 7.65 | 7.20 |
| 0914 000 6274 | 6.0mm | **345-4060** | 9.67 | 9.09 | 8.49 | 7.98 |
| **Socket Contact with Shut-off Valve** | | | | | | |
| 0914 000 6257 | 3.0mm | **728-330** | 23.96 | 23.13 | 22.26 | 20.94 |
| 0914 000 6258 | 4.0mm | **728-342** | 29.17 | 27.45 | 25.74 | 24.21 |
| 0914 000 6279 | 6.0mm | **345-4071** | 31.61 | 29.45 | 27.63 | 25.97 |

## EPIC® Heavy Duty Connectors

**CONTACT**

- **IP65**
- **CSA & SEV, UL** Recognised
- Robust die cast aluminium alloy housing
- Cable gland included
- Base or hood will accept male or female inserts
- Leading earth contact
- Connector halves will only mate one way round
- Damaged levers can be replaced in situ

**Available as:**

- Complete kits
- Half kits - Hood kits, base kits, cable coupler kits
- Individual components - inserts, hoods and bases

230418

## HBE Complete Kits

**CONTACT**

**Socket and Base Kits with PG Threaded Glands**

- Rugged industrial connectors manufactured to VDE0110/89
- Approved to **CSA, SEV. UL** Recognised
- Inserts polarised for correct mating
- Kits comprise, hood, plug insert, M gland, base, socket insert
- All parts to make a full connection are supplied
- 6-24 way, screw termination
- 6 way is single latch

| | |
|---|---|
| Temperature range | -40°C to +125°C |
| Protection Class | **IP**IP65 |
| Contact Resistance | 2mΩ |
| Mating Cycles | 100 |
| Wire Size | 0.5 to 2.5mm² |
| Current Rating | 16A at 400V |

230435/406599

| Ways, No. of | Type | Order Code | Price Each 1+ |
|---|---|---|---|
| **HBE 6 Base + Socket Insert, Hood + Plug Insert** | | | |
| 6 | Panel Base + Straight Hood PG16 | **990-4336●** | 64.42 |
| 6 | Panel Base + Straight Hood PG16 | **990-4344●** | 64.78 |
| 6 | Panel Base + Side Entry Hood PG13.5 | **990-4352●** | 59.50 |
| 6 | Panel Base + Side Entry Hood PG16 | **990-4360●** | 63.75 |
| **HBE 10 Base + Socket Insert, Hood + Plug Insert** | | | |
| 10 | Panel Base + Straight Hood PG16 | **990-4379●** | 81.63 |
| 10 | Panel Base + Straight Hood PG32 | **990-4387●** | 82.53 |
| 10 | Panel Base + Side Entry Hood PG16 | **990-4395●** | 81.63 |
| 10 | Panel Base + Side Entry Hood PG32 | **990-4409●** | 77.44 |
| **HBE 16 Base + Socket Insert, Hood + Plug Insert** | | | |
| 16 | Panel Base + Straight Hood PG21 | **990-4417●** | 92.58 |
| 16 | Panel Base + Straight Hood PG29 | **990-4425●** | 97.13 |
| 16 | Panel Base + Side Entry Hood PG21 | **990-4433●** | 92.58 |
| 16 | Panel Base + Side Entry Hood PG29 | **990-4441●** | 95.24 |
| **HBE 24 Base + Socket Insert, Hood + Plug Insert** | | | |
| 24 | Panel Base + Straight Hood PG21 | **990-4450●** | 109.46 |
| 24 | Panel Base + Straight Hood PG29 | **990-4468●** | 111.29 |
| 24 | Panel Base + Side Entry Hood PG21 | **990-4476●** | 108.88 |
| 24 | Panel Base + Side Entry Hood PG29 | **990-4484●** | 108.88 |

## HBE Complete Kits

**CONTACT**

**Socket and Base Kits with Metric Threaded Glands**

- Rugged industrial connectors manufactured to VDE0110/89
- Approved to **CSA, SEV. UL** Recognised
- Inserts polarised for correct mating
- Kits comprise, hood, plug insert, PG gland, base, socket insert
- All parts to make a full connection are supplied
- 6-24 way
- 6 way is single latch

| | | | |
|---|---|---|---|
| Temperature range | -40°C to +125°C | Mating Cycles | 100 |
| Protection Class | IP IP65 | Wire Size | 0.5 to 2.5mm² |
| Contact Resistance | 2mΩ | Current Rating | 16A at 400V |

386116/406600

| Ways, No. of | Type | Order Code | Price Each 1+ |
|---|---|---|---|
| **HBE 6 Base + Socket Insert, Hood + Plug Insert** | | | |
| 6 | Panel Base + Straight Hood M20 | **860-2352●** | 70.34 |
| 6 | Panel Base + Side Entry Hood M20 | **860-2360●** | 70.34 |
| **HBE 10 Base + Socket Insert, Hood + Plug Insert** | | | |
| 10 | Panel Base + Straight Hood M20 | **860-2379●** | 90.36 |
| 10 | Panel Base + Side Entry Hood M20 | **860-2387●** | 90.36 |



RoHS ● Compliant ▲ Non-compliant ‡ Limited stock - RoHS replacement available



C = CYAN M = Magenta Y = Yellow B = Black/SING

| Ways, No. of | Type | Order Code | Price Each 1+ |
|---|---|---|---|
| **HBE 16 Base + Socket Insert, Hood + Plug Insert** | | | |
| 16 | Panel Base + Straight Hood M25 | **860-2395●** | 98.40 |
| 16 | Panel Base + Side Entry Hood M25 | **860-2409●** | 98.40 |
| **HBE 24 Base + Socket Insert, Hood + Plug Insert** | | | |
| 24 | Panel Base + Straight Hood M25 | **860-2417●** | 124.54 |
| 24 | Panel Base + Side Entry Hood M25 | **860-2425●** | 124.54 |



## HBE Hood and Base Kits (Half Kits)

CONTACT

**Half Kits with PG Threaded Glands**



- HBE hood kits complete with plug insert and cable gland
- HBE base kit complete with socket insert
- Supplied with EPIC SM PG clamp
- 6 way is single latch

| | | | |
|---|---|---|---|
| Temperature range | -40°C to +125°C | Wire Size | 0.5 to 2.5mm² |
| Protection Class | IP IP65 | Current Rating | 16A |
| Mating Cycles | 100 | Voltage Rating | 400V |
| Contact Resistance | 2mΩ | | |

230438/406601

| Type | Order Code | 1+ | Price Each 2+ | 5+ |
|---|---|---|---|---|
| **Hood Kit 6 Way - With plug insert and cable gland** | | | | |
| Hood, Side Entry - PG13.5 | **722-3158‡** | 31.75 | 29.11 | 27.70 |
| Hood, Side Entry - PG13.5 | **990-5995●** | 31.75 | 29.11 | 27.70 |
| Hood, Side Entry - PG13.5 | **722-3160‡** | 32.72 | 29.98 | 28.57 |
| Hood, Top Entry - PG13.5 | **990-6002●** | 32.72 | 29.98 | 28.57 |
| **Hood Kit 10 Way - With plug insert and cable gland** | | | | |
| Hood, Side Entry - PG16 | **722-3171‡** | 39.89 | 36.56 | 34.83 |
| Hood, Side Entry - PG16 | **990-6010●** | 39.89 | 36.56 | 34.83 |
| Hood, Top Entry - PG16 | **722-3183‡** | 39.89 | 36.56 | 34.83 |
| Hood, Top Entry - PG16 | **990-6029●** | 39.89 | 36.56 | 34.83 |
| **Hood Kit 16 Way - With plug insert and cable gland** | | | | |
| Hood, Side Entry - PG21 | **722-3195‡** | 45.10 | 41.34 | 39.35 |
| Hood, Side Entry - PG21 | **990-6037●** | 45.10 | 41.34 | 39.35 |
| Hood, Top Entry - PG21 | **722-3201‡** | 45.10 | 41.34 | 39.35 |
| Hood, Top Entry - PG21 | **990-6045●** | 45.10 | 41.34 | 39.35 |
| **Hood Kit 24 Way - With plug insert and cable gland** | | | | |
| Hood, Side Entry - PG21 | **722-3213‡** | 55.55 | 50.91 | 48.47 |
| Hood, Side Entry - PG21 | **990-6053●** | 55.55 | 50.91 | 48.47 |
| Hood, Top Entry - PG21 | **722-3225‡** | 57.05 | 52.32 | 49.82 |
| Hood, Top Entry - PG21 | **990-6061●** | 57.05 | 52.32 | 49.82 |
| **Hood Kit 32 Way - With plug insert and cable gland** | | | | |
| Hood, Side Entry - PG29 | **333-2536‡** | 127.18 | 120.82 | 114.79 |
| Hood, Side Entry - PG29 | **990-3216●** | 127.18 | 120.82 | 114.79 |
| **Hood Kit 48 Way - With plug insert and cable gland** | | | | |
| Hood, Side Entry - PG42 | **333-2550‡** | 152.15 | 144.55 | 137.32 |
| Hood, Side Entry - PG42 | **990-3224●** | 152.15 | 144.55 | 137.32 |
| Hood, Top Entry - PG42 | **333-2561‡** | 119.20 | 115.00 | 112.66 |
| Hood, Top Entry - PG42 | **990-3232●** | 119.20 | 115.00 | 112.66 |
| **Number of Ways** | | | | |
| **Surface Mount Base Kit - With socket insert and cable gland** | | | | |
| 6 PG13.5 | **722-3237‡** | 40.75 | 38.54 | 37.73 |
| 6 PG13.5 | **990-6070●** | 40.75 | 38.54 | 37.73 |
| 10 PG16 | **722-3249‡** | 56.19 | 53.67 | 51.14 |
| 10 PG16 | **990-6088●** | 56.19 | 53.67 | 51.14 |
| 16 PG16 | **722-3250‡** | 61.93 | 56.75 | 54.06 |
| 16 PG21 | **990-6096●** | 61.93 | 56.75 | 54.06 |
| 24 PG21 | **722-3262‡** | 75.75 | 69.43 | 66.13 |
| 24 PG21 | **990-6100●** | 75.75 | 69.43 | 66.13 |
| 32 PG21 | **333-2615‡** | 117.55 | 111.68 | 106.09 |
| 32 PG29 | **990-3283●** | 117.55 | 111.68 | 106.09 |
| **Panel Mount Base Kit - With socket insert** | | | | |
| 6 | **722-3274‡** | 32.35 | 26.84 | 26.10 |
| 6 | **990-6118●** | 32.35 | 26.84 | 26.10 |
| 10 | **722-3286‡** | 42.66 | 39.45 | 34.44 |
| 10 | **990-6126●** | 42.66 | 39.45 | 34.44 |
| 16 | **722-3298‡** | 48.64 | 44.20 | 42.18 |
| 16 | **990-6134●** | 48.64 | 44.20 | 42.18 |
| 24 | **722-3304‡** | 56.19 | 51.04 | 44.55 |
| 24 | **990-6142●** | 56.19 | 51.04 | 44.55 |
| 32 | **333-2627‡** | 89.27 | 84.81 | 80.57 |
| 32 | **990-3291●** | 89.27 | 84.81 | 80.57 |
| 48 | **333-2639‡** | 148.91 | 141.46 | 134.40 |
| 48 | **990-3305●** | 148.91 | 141.46 | 134.40 |
| 48 | **333-2640‡** | 119.26 | 115.00 | 112.67 |
| 48 with cover | **990-3313●** | 119.26 | 115.00 | 112.67 |

## HBE Hood and Base Kits

CONTACT

**Half Kits with Metric Threaded Glands**



- HBE hood kits complete with plug insert and cable gland
- HBE base kit complete with socket insert
- Supplied with EPIC SM metric clamp
- 6 way is single latch

| | | | |
|---|---|---|---|
| Temperature range | -40°C to +125°C | Wire Size | 0.5 to 2.5mm² |
| Protection Class | IP IP65 | Current Rating | 16A |
| Mating Cycles | 100 | Voltage Rating | 400V |
| Contact Resistance | 2mΩ | | |

386185

| Type | Order Code | 1+ | Price Each 10+ | 50+ |
|---|---|---|---|---|
| **Hood Kit 6 Way - With plug insert and cable gland** | | | | |
| Hood, Side Entry - M20 | **860-2603●** | 33.46 | 30.66 | 29.43 |
| Hood, Top Entry - M20 | **860-2590●** | 33.46 | 30.66 | 29.43 |
| **Hood Kit 10 Way - With plug insert and cable gland** | | | | |
| Hood, Side Entry - M20 | **860-2620●** | 40.85 | 37.27 | 35.84 |
| Hood, Top Entry - M20 | **860-2611●** | 42.02 | 38.47 | 36.94 |
| **Hood Kit 16 Way - With plug insert and cable gland** | | | | |
| Hood, Side Entry - M25 | **860-2646●** | 47.33 | 43.32 | 41.60 |
| Hood, Top Entry - M25 | **860-2638●** | 47.33 | 43.32 | 41.60 |
| **Hood Kit 24 Way - With plug insert and cable gland** | | | | |
| Hood, Side Entry - M25 | **860-2662●** | 60.61 | 55.43 | 53.25 |
| Hood, Top Entry - M25 | **860-2654●** | 61.23 | 56.05 | 53.71 |
| **Number of Ways** | | | | |
| **Surface Mount Base Kit - With socket insert and cable gland** | | | | |
| 6 M20 | **860-2670●** | 44.92 | 40.98 | 39.32 |
| 10 M20 | **860-2689●** | 58.00 | 53.06 | 50.94 |
| 16 M25 | **860-2700●** | 65.07 | 59.44 | 57.09 |
| 24 M25 | **860-2719●** | 79.13 | 72.33 | 69.43 |

## HBE Coupler Kits

CONTACT



NEW

- Cable to cable coupler kits with socket inserts and cable gland
- Use with top entry hood and plug insert for cable to cable connection
- Screw termination
- PG clamp
- 6-24 Way

| | | | |
|---|---|---|---|
| Wire Size | 0.5 to 2.5mm² | Temperature range | -40°C to +125°C |
| Contact Resistance | 2mΩ | Current Rating | 16A |
| Mating Cycles | 100 | Protection Class | IP65 |

230434/406604

| Ways, No. of | Order Code | 1+ | Price Each 10+ | 50+ |
|---|---|---|---|---|
| **Cable Coupler Kit** | | | | |
| 6 - PG13.5 | **990-3240●** | 38.62 | 36.69 | 34.86 |
| 10 - PG16 | **990-3259●** | 48.41 | 46.00 | 43.69 |
| 16 - PG16 | **990-3267●** | 55.92 | 53.13 | 50.46 |
| 24 - PG21 | **990-3275●** | 75.60 | 71.81 | 68.21 |

## HBE Inserts

CONTACT





Prices are in Singapore Dollars and exclusive of GST.
Due to the volatile nature of certain products,
prices are subject to change without notice.

- HBE inserts
- 6-48 ways
- Screw or cage clamp termination

NEW

| | | | |
|---|---|---|---|
| Current rating | 16A | Test Voltage | 6kV |
| Voltage working | 400V | Termination | Screw 0.5 to 2.5mm² |
| Degree of Pollution | 3 | Temperature range | -40°C to +125°C |

| Mftrs. List No. | | Mftrs. List No. | | Mftrs. List No. | |
|---|---|---|---|---|---|
| 10.1900. | =333-3073 | 10.1960+10.2040 | =990-3666 | 10.1950+10.2030 | =333-3176 |
| 10.1900 | =990-3623 | 10.1910. | =333-3139 | 10.1970+10.2050. | =333-3188 |
| 10.1920. | =333-3085 | 10.1910 | =990-3674 | 10.1970+10.2050 | =990-3712 |
| 10.1920 | =990-3631 | 10.1930. | =333-3140 | 10.4002 | =333-3218 |
| 10.1940. | =333-3097 | 10.1930 | =990-3682 | 10.4003 | =333-3220 |
| 10.1940 | =990-3640 | 10.1950. | =333-3152 | 10.4002+10.4004 | =333-3231 |
| 10.1960. | =333-3103 | 10.1950 | =990-3690 | 10.4010. | =333-3255 |
| 10.1960 | =990-3658 | 10.1970. | =333-3164 | 10.4010 | =990-3720 |
| 10.1940+10.2020 | =333-3115 | 10.1970 | =990-3704 | 10.4012 | =333-3279 |
| 10.1960+10.2040. | =333-3127 | | | | |

230427

| Size | No. of Ways | Order Code | Price Each 1+ | 10+ | 50+ |
|---|---|---|---|---|---|
| **Plug Insert, Screw Termination** | | | | | |
| HB6 | 6 | **333-3073‡** | 13.31 | 12.82 | 12.53 |
| HB6 | 6 | **990-3623●** | 13.31 | 12.82 | 12.53 |
| HB10 | 10 | **333-3085‡** | 17.85 | 16.95 | 16.11 |
| HB10 | 10 | **990-3631●** | 17.85 | 16.95 | 16.11 |
| HB16 | 16 | **333-3097‡** | 21.54 | 20.48 | 19.42 |
| HB16 | 16 | **990-3640●** | 21.54 | 20.48 | 19.42 |
| HB24 | 24 | **333-3103‡** | 27.86 | 26.48 | 25.17 |
| HB24 | 24 | **990-3658●** | 27.86 | 26.48 | 25.17 |
| HB32 | 32 (1-16 and 17-32) | **333-3115** | 43.08 | 40.93 | 38.87 |
| HB48 | 48 (1-24 and 25-48) | **333-3127‡** | 55.76 | 52.97 | 50.30 |
| HB48 | 48 (1-24 and 25-48) | **990-3666●** | 55.76 | 52.97 | 50.30 |
| **Socket Insert, Screw Termination** | | | | | |
| HB6 | 6 | **333-3139‡** | 14.51 | 13.80 | 13.13 |
| HB6 | 6 | **990-3674●** | 14.51 | 13.80 | 13.13 |
| HB10 | 10 | **333-3140‡** | 18.20 | 17.30 | 16.44 |
| HB10 | 10 | **990-3682●** | 18.20 | 17.30 | 16.44 |
| HB16 | 16 | **990-3690●** | 21.86 | 20.77 | 19.74 |
| HB24 | 24 | **333-3164‡** | 29.89 | 28.38 | 26.96 |
| HB24 | 24 | **990-3704●** | 29.89 | 28.38 | 26.96 |
| HB32 | 32 (1-16 and 17-32) | **333-3176** | 43.72 | 41.57 | 39.45 |
| HB48 | 48 (1-24 and 25-48) | **333-3188‡** | 59.77 | 56.78 | 53.93 |
| HB48 | 48 (1-24 and 25-48) | **990-3712●** | 59.77 | 56.78 | 53.93 |
| **Plug Insert, Cage Clamp** | | | | | |
| HB16 | 16 | **333-3218** | 29.72 | 28.25 | 26.80 |
| HB24 | 24 | **333-3220** | 41.22 | 39.16 | 37.24 |
| HB32 | 32 (1-16 and 17-32) | **333-3231** | 59.42 | 56.46 | 53.61 |
| **Socket Insert, Cage Clamp** | | | | | |
| HB6 | 6 | **333-3255‡** | 17.01 | 16.18 | 15.34 |
| HB6 | 6 | **990-3720●** | 17.01 | 16.18 | 15.34 |
| HB16 | 16 | **333-3279** | 32.87 | 31.23 | 29.69 |

## HBE Hoods

CONTACT

**PG and Metric Threads**



- Supplied with EPIC SM PG clamp
- 6 way is single latch

| | |
|---|---|
| Temperature range | -40°C to +125°C |
| Material | Aluminium alloy |

248195

| Size | Mftrs. List No. | Order Code | Price Each 1+ | 10+ | 50+ |
|---|---|---|---|---|---|
| **Hood, Side Entry** | | | | | |
| HB6 PG13.5 | 10.0120+12.9543. | **333-2743‡** | 17.20 | 16.35 | 15.53 |
| HB6 PG13.5 | 10.0120+12.9543 | **990-3380●** | 17.20 | 16.35 | 15.53 |
| HB6 M20 | 19012000+71200200. | **411-5077‡** | 20.32 | 19.31 | 18.33 |
| HB6 M20 | 19012000+71200200 | **990-4751●** | 20.32 | 19.31 | 18.33 |
| HB10 PG16 | 10.0420+12.9544. | **333-2755‡** | 21.29 | 20.25 | 19.22 |
| HB10 PG16 | 10.0420+12.9544 | **990-3399●** | 21.29 | 20.25 | 19.22 |
| HB10 M20 | 19042000+71200200. | **411-5089‡** | 24.07 | 22.87 | 21.74 |
| HB10 M20 | 19042000+71200200 | **990-4760●** | 24.07 | 22.87 | 21.74 |
| HB16 PG21 | 10.0820+12.9545. | **333-2767‡** | 23.09 | 21.96 | 20.82 |
| HB16 PG21 | 10.0820+12.9545 | **990-3402●** | 23.09 | 21.96 | 20.82 |
| HB16 M25 | 19082000+71200300. | **411-5090‡** | 26.05 | 24.73 | 23.50 |
| HB16 M25 | 19082000+71200300 | **990-4778●** | 26.05 | 24.73 | 23.50 |
| HB24 PG21 | 10.1130+12.9545. | **333-2779‡** | 28.67 | 27.22 | 25.89 |
| HB24 PG21 | 10.1130+12.9545 | **990-3410●** | 28.67 | 27.22 | 25.89 |
| **Hood, Side Entry** | | | | | |
| HB24 M25 | 19113000+71200300. | **411-5107‡** | 32.60 | 30.96 | 29.42 |
| HB24 M25 | 19113000+71200300 | **990-4786●** | 32.60 | 30.96 | 29.42 |
| HB32 PG29 | 10.1360+12.9546. | **333-2780‡** | 87.57 | 83.19 | 79.00 |
| HB32 PG29 | 10.1360+12.9546 | **990-3429●** | 87.57 | 83.19 | 79.00 |
| HB48 PG36 | 10.1590+12.9547 | **333-2792** | 98.96 | 94.01 | 89.32 |
| HB48 PG40 | 19159000+71200500. | **411-5120‡** | 108.68 | 103.26 | 98.09 |
| HB48 PG40 | 19159000+71200500 | **990-4794●** | 108.68 | 103.26 | 98.09 |
| **Hood, Top Entry** | | | | | |
| HB6 M20 | 19011000+71201200 | **411-5132** | 20.32 | 19.31 | 18.33 |
| HB10 PG16 | 10.0400+12.9544. | **333-2810‡** | 21.98 | 20.89 | 19.86 |
| HB10 PG16 | 10.0400+12.9544 | **990-3437●** | 21.98 | 20.89 | 19.86 |
| HB24 PG21 | 10.1210+12.9545. | **333-2834‡** | 26.52 | 25.23 | 23.94 |
| HB24 PG21 | 10.1210+12.9545 | **990-3445●** | 26.52 | 25.23 | 23.94 |
| **High Construction Hood, Side Entry** | | | | | |
| HB10 PG29 | 70.0526+12.9546 | **333-2858** | 38.56 | 36.63 | 34.78 |
| HB16 PG29 | 70.1024+12.9546. | **333-2860‡** | 39.44 | 37.49 | 35.60 |
| HB16 PG29 | 70.1024+12.9546 | **990-3453●** | 39.44 | 37.49 | 35.60 |
| HB24 PG29 | 70.1526+12.9546. | **333-2871‡** | 45.36 | 43.12 | 40.95 |
| HB24 PG29 | 70.1526+12.9546 | **990-3461●** | 45.36 | 43.12 | 40.95 |
| **High Construction Hood, Top Entry** | | | | | |
| HB16 PG29 | 70.1004+12.9546. | **333-2901‡** | 33.61 | 31.94 | 30.33 |
| HB16 PG29 | 70.1004+12.9546 | **990-3470●** | 33.61 | 31.94 | 30.33 |
| HB24 PG29 | 70.1506+12.9546. | **333-2913‡** | 39.50 | 37.55 | 35.66 |
| HB24 PG29 | 70.1506+12.9546 | **990-3488●** | 39.50 | 37.55 | 35.66 |

## HBE Bases

CONTACT

**PG and Metric Thread**

- HBE panel and surface mount bases
- Surface mount base with single cable entry
- Supplied with EPIC SM PG clamp

| | |
|---|---|
| Temperature range | -40°C to +125°C |
| Material | Aluminium alloy |

248198

| Size | Mftrs. List No. | Order Code | Price Each 1+ | 10+ | 50+ |
|---|---|---|---|---|---|
| **Surface Mount Base - With cable glands** | | | | | |
| HB6 PG16 | 10.0050+12.9544. | **333-2925‡** | 27.34 | 25.99 | 24.70 |
| HB6 PG16 | 10.0050+12.9544 | **990-3496●** | 27.34 | 25.99 | 24.70 |
| HB6 M20 | 19005000+71200200. | **411-5259‡** | 29.92 | 28.41 | 26.99 |
| HB6 M20 | 19005000+71200200 | **990-4808●** | 29.92 | 28.41 | 26.99 |
| HB10 PG16 | 10.0340+12.9544. | **333-2937‡** | 36.19 | 34.40 | 32.67 |
| HB10 PG16 | 10.0340+12.9544 | **990-3500●** | 36.19 | 34.40 | 32.67 |
| HB10 M20 | 19034000+71200200. | **411-5260** | 39.15 | 37.17 | 35.31 |
| HB16 PG21 | 10.0740+12.9545. | **333-2949‡** | 39.15 | 37.17 | 35.31 |
| HB16 PG21 | 10.0740+12.9545 | **990-3518●** | 39.15 | 37.17 | 35.31 |
| HB16 M25 | 19074000+71200300. | **411-5272** | 42.43 | 40.29 | 38.30 |
| HB24 PG21 | 10.1040+12.9545. | **333-2950‡** | 44.38 | 42.15 | 40.07 |
| HB24 PG21 | 10.1040+12.9545 | **990-3526●** | 44.38 | 42.15 | 40.07 |
| HB24 M25 | 19104000+71200300. | **411-5284‡** | 47.50 | 45.14 | 42.87 |
| HB24 M25 | 19104000+71200300 | **990-4816●** | 47.50 | 45.14 | 42.87 |
| HB32 PG29 | 10.1370+12.9546. | **333-2962‡** | 77.18 | 73.17 | 69.55 |
| HB32 PG29 | 10.1370+12.9546 | **990-3534●** | 77.18 | 73.17 | 69.55 |
| **Surface Mount Base, High Construction - With cable glands** | | | | | |
| HB6 PG29 | 70.0054+12.9546. | **333-2974‡** | 37.42 | 35.53 | 33.80 |
| HB6 PG29 | 70.0054+12.9546 | **990-3542●** | 37.42 | 35.53 | 33.80 |
| HB10 PG29 | 70.0354+12.9546 | **333-2986** | 50.24 | 47.72 | 45.33 |
| HB10 M32 | 79035400+71200400 | **411-5314** | 50.78 | 48.26 | 45.83 |
| HB16 PG29 | 70.0854+12.9546. | **333-2998‡** | 48.35 | 45.93 | 43.63 |
| HB16 PG29 | 70.0854+12.9546 | **990-3550●** | 48.35 | 45.93 | 43.63 |
| HB16 M32 | 79085400+71200400 | **411-5326** | 52.42 | 49.80 | 47.31 |
| HB24 PG29 | 70.1354+12.9546. | **333-3000‡** | 54.24 | 51.53 | 48.98 |
| HB24 PG29 | 70.1354+12.9546 | **990-3569●** | 54.24 | 51.53 | 48.98 |
| **Panel Mount Base** | | | | | |
| HB6 | 10.0030.. | **333-3012‡** | 16.88 | 16.03 | 15.25 |
| HB6 | 10.0030 | **990-3577●** | 16.88 | 16.03 | 15.25 |
| HB10 | 10.0320.. | **333-3024‡** | 23.18 | 22.05 | 20.95 |
| HB10 | 10.0320 | **990-3585●** | 23.18 | 22.05 | 20.95 |
| HB16 | 10.0720.. | **333-3036‡** | 25.33 | 24.03 | 22.87 |
| HB16 | 10.0720 | **990-3593●** | 25.33 | 24.03 | 22.87 |
| HB24 | 10.1020 | **333-3048** | 26.05 | 24.73 | 23.50 |
| HB32 | 10.1320. | **333-3050‡** | 45.20 | 42.93 | 40.82 |
| HB32 | 10.1320 | **990-3607●** | 45.20 | 42.93 | 40.82 |
| HB48 | 10.1610. | **333-3061‡** | 90.34 | 85.84 | 81.55 |
| HB48 | 10.1610 | **990-3615●** | 90.34 | 85.84 | 81.55 |



RoHS ● Compliant ▲ Non-compliant ‡ Limited stock - RoHS replacement available



C = CYAN M = Magenta Y = Yellow B = Black/SING

## Protective Covers

CONTACT

- Potective cover fits panel mount bases, surface mount bases and cable connector hood

234445

| Type | Order Code | Price Each 1+ | 10+ | 50+ |
|---|---|---|---|---|
| **Protective Cap - Surface mount bases, panel mount bases, coupler hoods** | | | | |
| 6 | **333-2664‡** | 12.57 | 11.97 | 11.37 |
| 6 | **990-3321●** | 12.57 | 11.97 | 11.37 |
| 10 | **333-2676‡** | 15.47 | 14.68 | 13.95 |
| 10 | **990-3330●** | 15.47 | 14.68 | 13.95 |
| 16 | **333-2688‡** | 16.19 | 15.37 | 14.62 |
| 16 | **990-3348●** | 16.19 | 15.37 | 14.62 |
| 24 | **333-2690‡** | 17.83 | 16.95 | 16.10 |
| 24 | **990-3356●** | 17.83 | 16.95 | 16.10 |
| **Protective Cover - Hoods with bolts** | | | | |
| 10 | **333-2718‡** | 31.94 | 30.33 | 28.82 |
| 10 | **990-3364●** | 31.94 | 30.33 | 28.82 |
| 24 | **333-2731‡** | 39.15 | 37.17 | 35.31 |
| 24 | **990-3372●** | 39.15 | 37.17 | 35.31 |

## HBS Series

CONTACT



- HBS Series kits and inserts
- Screw termination
- PG clamp
- HBS6 fits HB16 hoods or bases

NEW

| | | | |
|---|---|---|---|
| Current Rating | 35A | Mating Cycles | 100 |
| Voltage Working | 400V | Degree of Pollution | 3 |
| Temperature range | -40°C to +125°C | Contact Resistance | 2MΩ |
| Protection Class | **IP**IP65 | Wire Size | 0.5 to 6mm² |

| Mftrs. List No. | | Mftrs. List No. | |
|---|---|---|---|
| 10.0820+10.1700+12.9546. | =333-3991 | 10.1320+10.1710+10.1716. | =333-4028 |
| 10.0820+10.1700+12.9546 | =990-3909 | 10.1320+10.1710+10.1716 | =990-3933 |
| 10.1360+10.1700+10.1076+12.9456. | =333-4004 | 10.1700. | =333-4030 |
| 10.1360+10.1700+10.1076+12.9456 | =990-3917 | 10.1700 | =990-3941 |
| 10.0720+10.1710. | =333-4016 | 10.1710. | =333-4041 |
| 10.0720+10.1710 | =990-3925 | 10.1710 | =990-3950 |

230437

| Size | PG Gland | Order Code | Price Each 1+ | 10+ | 50+ |
|---|---|---|---|---|---|
| **Hood Kit - Right Angle - With plug insert and cable gland** | | | | | |
| 6 | PG21 | **333-3991‡** | 68.60 | 65.16 | 61.92 |
| 6 | PG21 | **990-3909●** | 68.60 | 65.16 | 61.92 |
| 12 | PG29 | **333-4004‡** | 184.48 | 175.27 | 166.50 |
| 12 | PG29 | **990-3917●** | 184.48 | 175.27 | 166.50 |
| **Panel Mount Base Kits - With socket insert** | | | | | |
| 6 | | **333-4016‡** | 77.55 | 73.67 | 70.01 |
| 6 | | **990-3925●** | 77.55 | 73.67 | 70.01 |
| 12 | | **333-4028‡** | 149.10 | 141.66 | 134.56 |
| 12 | | **990-3933●** | 149.10 | 141.66 | 134.56 |
| **Insert, Plug** | | | | | |
| 6 | | **333-4030‡** | 42.28 | 40.79 | 39.97 |
| 6 | | **990-3941●** | 42.28 | 40.79 | 39.97 |
| **Insert, Socket** | | | | | |
| 6 | | **333-4041‡** | 51.75 | 49.18 | 46.71 |
| 6 | | **990-3950●** | 51.75 | 49.18 | 46.71 |

## HA3/HA4 Complete Kits

CONTACT

**Plastic Housing with Metric Threaded Gland**



- Hood and base kits with inserts and Metric glands
- No extra parts need to be ordered
- Panel base, surface base and coupler supplied with socket insert
- Hoods supplied with plug insert
- According to **VDE0110/89**

NEW

| | | | |
|---|---|---|---|
| Current rating | 10A | Contact resistance | 2mΩ |
| Voltage rating | 400V ac | Temperature range | -40°C to +125°C |
| Termination | Screw 0.5 to 2.5mm² | Protection Class | IP65 |

386173/406602

| No. of Ways | Type | Order Code | Price Each 1+ | 10+ | 50+ |
|---|---|---|---|---|---|
| **Complete Kit 1** | | | | | |
| 3 | Panel mount socket + straight plug- M20 | **860-2514●** | 43.23 | 39.13 | 37.01 |
| 4 | Panel mount socket + straight plug- M20 | **860-2530●** | 47.36 | 42.87 | 40.62 |
| **Complete Kit 2** | | | | | |
| 3 | Panel mount socket 90° + straight plug- M20 | **860-2522●** | 48.37 | 43.75 | 41.44 |
| 4 | Panel mount socket 90° + straight plug- M20 | **860-2549●** | 47.91 | 43.29 | 41.05 |
| **Complete Kit 3** | | | | | |
| 3 | Surface mount socket + straight plug- M20 | **860-2557●** | 53.61 | 48.40 | 45.93 |
| 4 | Surface mount socket + straight plug- M20 | **860-2565●** | 56.34 | 50.91 | 48.24 |
| **Complete Kit 4** | | | | | |
| 3 | Straight plug + Straight coupler- M20 | **860-2573●** | 46.48 | 42.02 | 39.84 |
| 4 | Straight plug + Straight coupler- M20 | **860-2581●** | 50.58 | 45.70 | 43.36 |

## HA3/HA4 Complete Kits

CONTACT

**Metal Housing with PG Threaded Gland**

- HA3 and HA4 complete kits
- No extra parts need to be ordered
- The kit consists of all necessary parts to obtain a complete connection: Plug and Socket inclusive all inserts and housing
- According to **VDE0110/89**

| | | | |
|---|---|---|---|
| Current rating | 10A | Contact resistance | 2mΩ |
| Voltage rating | 400V ac | Temperature range | -40°C to +125°C |
| Termination | Screw 0.5 to 2.5mm² | Protection Class | IP65 |

230424/406606



Prices are in Singapore Dollars and exclusive of GST. Due to the volatile nature of certain products, prices are subject to change without notice.

| No. of Ways | Type | Order Code | Price Each 1+ |
|---|---|---|---|
| **Complete Kit 1** | | | |
| 3 | Panel mount socket + straight plug - PG11 | **343-6354‡** | 43.30 |
| 3 | Panel mount socket + straight plug - PG11 | **990-4239●** | 43.30 |
| 4 | Panel mount socket + straight plug - PG11 | **343-6380‡** | 47.06 |
| 4 | Panel mount socket + straight plug - PG11 | **990-4247●** | 47.06 |
| 4 | Panel mount socket + plug right angle - PG11 | **343-6408‡** | 49.63 |
| 4 | Panel mount socket + plug right angle - PG11 | **990-4255●** | 49.63 |
| **Complete Kit 2** | | | |
| 3 | Panel mount socket 90° + straight plug - PG11 | **343-6421‡** | 48.44 |
| 3 | Panel mount socket 90° + straight plug - PG11 | **990-4263●** | 48.44 |
| 3 | Panel mount socket 90° + plug right angle - PG11 | **343-6433‡** | 51.01 |
| 3 | Panel mount socket 90° + plug right angle - PG11 | **990-4271●** | 51.01 |
| 4 | Panel mount socket 90° + straight plug - PG11 | **119-6573●** | 52.23 |
| 4 | Panel mount socket 90° + plug right angle - PG11 | **343-6457** | 55.89 |
| **Complete Kit 3** | | | |
| 3 | Surface mount socket + straight plug - PG11 | **343-6469‡** | 54.60 |
| 3 | Surface mount socket + straight plug - PG11 | **990-4280●** | 54.60 |
| 3 | Surface mount socket + plug right angle - PG11 | **343-6470‡** | 57.20 |
| 3 | Surface mount socket + plug right angle - PG11 | **990-4298●** | 57.20 |
| 4 | Surface mount socket + straight plug - PG11 | **343-6482‡** | 58.39 |
| 4 | Surface mount socket + straight plug - PG11 | **990-4301●** | 58.39 |
| 4 | Surface mount socket + plug right angle - PG11 | **343-6494** | 60.96 |
| **Complete Kit 4** | | | |
| 3 | Straight plug + Straight coupler - PG11 | **343-6500‡** | 48.60 |
| 3 | Straight plug + Straight coupler - PG11 | **990-4310●** | 48.60 |
| 4 | Straight plug + Straight coupler - PG11 | **343-6512‡** | 52.39 |
| 4 | Straight plug + Straight coupler - PG11 | **990-4328●** | 52.39 |

## HA3/HA4 Complete Kits

CONTACT

**Metal Housing with Metric Threaded Gland**

- HA3 and HA4 complete kits
- No extra parts need to be ordered
- The kit consists of all necessary parts to obtain a complete connection:
  Plug and Socket inclusive all inserts and housing
- According to **VDE0110/89**

| | | | |
|---|---|---|---|
| Current rating | 10A | Contact resistance | 2mΩ |
| Voltage rating | 400V ac | Temperature range | -40°C to +125°C |
| Termination | Screw 0.5 to 2.5mm² | Protection Class | IP65 |

386155/406608

| No. of Ways | Type | Order Code | Price Each 1+ |
|---|---|---|---|
| **Complete Kit 1** | | | |
| 3 | Panel mount socket + straight plug- M20 | **860-2433●** | 47.33 |
| 4 | Panel mount socket + straight plug- M20 | **860-2450●** | 51.56 |
| **Complete Kit 2** | | | |
| 3 | Panel mount socket 90° + straight plug- M20 | **860-2441●** | 52.96 |
| 4 | Panel mount socket 90° + straight plug- M20 | **860-2468●** | 57.13 |
| **Complete Kit 3** | | | |
| 3 | Surface mount socket + straight plug- M20 | **860-2476●** | 62.66 |
| 4 | Surface mount socket + straight plug- M20 | **860-2484●** | 63.86 |
| **Complete Kit 4** | | | |
| 3 | Straight plug + Straight coupler- M20 | **860-2492●** | 53.19 |
| 4 | Straight plug + Straight coupler- M20 | **860-2506●** | 57.29 |

1,000's of products added every month, check out the very latest products, news and information at:
**www.farnell-newarkinone.com.sg**

**The very latest NEW products**

## HA3/HA4 Hood and Base Kits

CONTACT

- HA3 and HA4 type connectors
- Metal or plastic housings
- Designed to meet **VDE 0110/89 requirements**

| | |
|---|---|
| Current rating | 16A |
| Voltage rating | 400V AC |
| Termination | Screw |
| Contact resistance | 4mΩ |
| Temperature range | -40°C to 125°C |

234448/406610

| Plastic Housings | Order Code | Price Each 1+ | 10+ | 50+ |
|---|---|---|---|---|
| **Hood with Male Insert** | | | | |
| 3 way side entry - PG11 | **330-0985** | 19.20 | 18.39 | 17.66 |
| 3 way top entry - PG11 | **990-3038●** | 19.97 | 18.97 | 18.04 |
| 4 way side entry - PG11 | **330-1000** | 21.54 | 20.74 | 19.52 |
| 4 way top entry - PG11 | **990-3046●** | 20.67 | 19.99 | 19.56 |
| **Panel Base with Female Inserts** | | | | |
| 3 Way | **990-3054●** | 19.80 | 18.81 | 17.85 |
| 4 way | **990-3070●** | 21.06 | 20.19 | 19.74 |
| **Panel Base R/A with Female Inserts** | | | | |
| 3 Way | **330-1023** | 22.98 | 22.43 | 21.94 |
| 4 Way | **990-3062●** | 25.78 | 24.46 | 23.27 |
| **Coupler Hoods with Female Inserts** | | | | |
| 3 way plastic - PG11 | **333-4119** | 22.80 | 21.67 | 20.58 |
| 4 way plastic - PG11 | **333-4132** | 24.41 | 23.18 | 22.02 |
| **Metal Housings** | | | | |
| **Hood with Male Insert** | | | | |
| 3 way side entry - PG11 | **990-3089●** | 21.76 | 20.67 | 19.65 |
| 3 way top entry - PG11 | **990-3097●** | 21.76 | 20.67 | 19.65 |
| 4 way side entry - PG11 | **990-3119●** | 23.95 | 22.73 | 21.60 |
| 4 way top entry - PG11 | **990-3127●** | 23.94 | 22.73 | 21.60 |
| **Coupler Hoods with Female Inserts** | | | | |
| 3 way metal - PG11 | **990-3976●** | 25.34 | 24.08 | 22.86 |
| 4 way metal - PG11 | **990-3984●** | 28.44 | 27.00 | 25.68 |
| **Panel Base Female Inserts** | | | | |
| 3 way straight | **990-3100●** | 21.57 | 20.51 | 19.45 |
| 4 way straight | **990-3143●** | 23.13 | 21.96 | 20.86 |
| 4 way R/A | **990-3135●** | 28.28 | 26.87 | 25.52 |

## HA3/HA4 Hood and Base Kits

CONTACT

**Half Kits with Metric Threaded Glands**

NEW

- HA3 and HA4 type connectors
- Metal or plastic housings
- Designed to meet **VDE 0110/89 requirements**

| | |
|---|---|
| Current rating | 16A |
| Voltage rating | 400V AC |
| Termination | Screw |
| Contact resistance | 4mΩ |
| Temperature range | -40°C to 125°C |

For suitable base kits see above

386193/406612

| Plastic Housings | Order Code | Price Each 1+ | 10+ | 50+ |
|---|---|---|---|---|
| **Hood with Male Insert** | | | | |
| 3 way top entry - M20 | **860-2760●** | 20.90 | 19.01 | 18.29 |
| 4 way top entry - M20 | **860-2778●** | 23.11 | 21.19 | 20.31 |
| **Coupler Hoods with Female Inserts** | | | | |
| 3 way plastic - M20 | **860-2786●** | 23.92 | 21.91 | 21.03 |
| 4 way plastic - M20 | **860-2794●** | 25.55 | 23.37 | 22.46 |
| **Metal Housings** | | | | |
| **Hood with Male Insert** | | | | |
| 3 way top entry - M20 | **860-2727●** | 22.95 | 20.80 | 19.76 |
| 4 way top entry - M20 | **860-2735●** | 25.23 | 22.82 | 21.65 |
| **Coupler Hoods with Female Inserts** | | | | |
| 3 way metal - M20 | **860-2743●** | 29.72 | 27.15 | 26.07 |
| 4 way metal - M20 | **860-2751●** | 30.47 | 27.86 | 25.36 |

## HA3/HA4 Inserts Hoods and Bases

CONTACT

**PG and Metric Threads**

- HA3 and HA4 type connectors
- Metal or plastic housings
- Designed to meet **VDE 0110/89 requirements**

| | | | |
|---|---|---|---|
| Current rating | 16A | Contact resistance | 4mΩ |
| Voltage rating | 400V AC | Temperature range | -40°C to 125°C |
| Termination | Screw | | |

Mftrs. List No. 10.4210. = 722-3444 10.4200. = 722-3432 10.4320. = 722-3468



RoHS ● Compliant ▲ Non-compliant ‡ Limited stock - RoHS replacement available



C = CYAN M = Magenta Y = Yellow B = Black/SING

| | | | | | | | |
|---|---|---|---|---|---|---|---|
| 10.4310. = | 722-3456 | 10.4265. = | 722-3316 | 19429500 = | 411-5041 | 10.4235. = | 722-3353 |
| 10.4275. = | 722-3328 | 19426500. = | 411-4954 | 10.4291. = | 722-3390 | 10.4230. = | 722-3419 |
| 19427500. = | 411-4966 | 10.4264. = | 722-3377 | 10.4225. = | 722-3341 | 10.4245. = | 722-3365 |
| 10.4271 = | 722-3389 | 10.4295. = | 722-3330 | 10.4220. = | 722-3407 | 10.4242. = | 722-3420 |

| Mftrs. List No. | | 19427500 = | 990-4735 | 10.4295 = | 990-6177 | 10.4235 = | 990-6193 |
|---|---|---|---|---|---|---|---|
| 10.4210 = | 990-6274 | 10.4265 = | 990-6150 | 10.4291 = | 990-6223 | 10.4230 = | 990-6240 |
| 10.4200 = | 990-6266 | 19426500 = | 990-4727 | 10.4225 = | 990-6185 | 10.4245 = | 990-6207 |
| 10.4320 = | 990-6304 | 10.4264 = | 990-6215 | 10.4220 = | 990-6231 | 10.4242 = | 990-6258 |
| 10.4275 = | 990-6169 | | | | | | |

248186

8

Connectors - Multipole

| No. of Ways | Size | Order Code | Price Each 1+ | 2+ | 5+ |
|---|---|---|---|---|---|
| **Inserts** | | | | | |
| 3, female | HA3 | **722-3444‡** | 13.82 | 12.55 | 11.52 |
| 3, female | HA3 | **990-6274●** | 13.82 | 12.55 | 11.52 |
| 3, male | HA3 | **722-3432‡** | 12.32 | 11.20 | 10.27 |
| 3, male | HA3 | **990-6266●** | 12.32 | 11.20 | 10.27 |
| 4, female | HA4 | **722-3468‡** | 15.42 | 14.03 | 12.84 |
| 4, female | HA4 | **990-6304●** | 15.42 | 14.03 | 12.84 |
| 4, male | HA4 | **722-3456‡** | 14.49 | 13.19 | 12.07 |
| **Hoods** | | | | | |
| **Hood - Side Entry** | | | | | |
| Metal - PG11 | | **722-3328‡** | 11.78 | 10.71 | 9.89 |
| Metal - PG11 | | **990-6169●** | 11.78 | 10.71 | 9.89 |
| Metal - M20 | | **411-4966‡** | 13.10 | 12.44 | 11.81 |
| Metal - M20 | | **990-4735●** | 13.10 | 12.44 | 11.81 |
| Plastic - PG11 | | **722-3389** | 7.80 | 6.49 | 5.98 |
| **Hood - Top Entry** | | | | | |
| Metal - PG11 | | **722-3316‡** | 9.48 | 8.16 | 7.84 |
| Metal - PG11 | | **990-6150●** | 9.48 | 8.16 | 7.84 |
| Metal - M20 | | **411-4954‡** | 10.80 | 10.30 | 9.76 |
| Metal - M20 | | **990-4727●** | 10.80 | 10.30 | 9.76 |
| Plastic - PG11 | | **722-3377‡** | 7.43 | 6.24 | 5.73 |
| Plastic - PG11 | | **990-6215●** | 7.43 | 6.24 | 5.73 |
| **Cable Coupler Hood - Top Entry** | | | | | |
| Metal - PG11 | | **722-3330‡** | 12.79 | 12.03 | 11.09 |
| Metal - PG11 | | **990-6177●** | 12.79 | 12.03 | 11.09 |
| Metal - M20 | | **411-5041** | 14.24 | 13.55 | 12.88 |
| Plastic - PG11 | | **722-3390‡** | 8.73 | 7.28 | 6.71 |
| Plastic - PG11 | | **990-6223●** | 8.73 | 7.28 | 6.71 |
| **Bases** | | | | | |
| **Panel Mount Base** | | | | | |
| Metal | | **722-3341‡** | 7.56 | 6.93 | 6.39 |
| Metal | | **990-6185●** | 7.56 | 6.93 | 6.39 |
| Plastic | | **722-3407‡** | 5.86 | 4.91 | 4.54 |
| Plastic | | **990-6231●** | 5.86 | 4.91 | 4.54 |
| **Panel Mount Base - Right Angle** | | | | | |
| Metal | | **722-3353‡** | 12.60 | 11.56 | 10.68 |
| Metal | | **990-6193●** | 12.60 | 11.56 | 10.68 |
| Plastic | | **722-3419‡** | 10.46 | 8.76 | 8.06 |
| Plastic | | **990-6240●** | 10.46 | 8.76 | 8.06 |
| **Surface Mount Base - Right Angle** | | | | | |
| Metal HA3/4 PG11 | | **722-3365‡** | 18.68 | 17.77 | 16.38 |
| Metal HA3/4 PG11 | | **990-6207●** | 18.68 | 17.77 | 16.38 |
| Plastic HA3/4 PG11 | | **722-3420‡** | 15.12 | 12.60 | 11.62 |
| Plastic HA3/4 PG11 | | **990-6258●** | 15.12 | 12.60 | 11.62 |

## HD7 Hood and Base Kits

CONTACT

**Half Kits with Metric Threaded Glands**

- 7 way connectors
- Plastic body
- Crimp termination (contacts not included in kits)

| | | | | | |
|---|---|---|---|---|---|
| Current rating | 10A | Termination | Crimp | Temperature range | -40°C to 125°C |
| Voltage rating | 250V AC | Contact resistance | 2mΩ | Protection Class | IP IP54 |

386202

| Plastic Housings | Order Code | Price Each 1+ | 10+ | 50+ |
|---|---|---|---|---|
| **7 Way Hood with Plug Insert Kits** | | | | |
| Top entry - M20 | **860-2808●** | 15.04 | 13.57 | 12.92 |
| Side entry - M20 | **860-2816●** | 15.59 | 14.09 | 13.35 |
| **7 Way Base with Socket Insert Kits** | | | | |
| Straight surface mount | **860-2824●** | 13.18 | 11.98 | 11.33 |
| 90° surface mount | **860-2832●** | 18.16 | 16.41 | 15.49 |

## HD15, 25, 40 & 64 Hood and Base Kits

CONTACT

**Half Kits with Metric Threaded Glands**

- 15-64 way industrial connectors
- Metal body
- Crimp termination (contacts not included in kits)

| | | | |
|---|---|---|---|
| Current rating | 10A | Temperature range | -40°C to 125°C |
| Voltage rating | 250V AC | Protection Class (15 & 25 way) | IP IP55 |
| Termination | Crimp | Protection Class (40 & 64 way) | IP IP65 |
| Contact resistance | 2mΩ | | |

386241

| Number of Ways | Gland Thread | Order Code | Price Each 1+ | 10+ | 50+ |
|---|---|---|---|---|---|
| **Side Entery Hood Kit - With plug insert and cable gland** | | | | | |
| 15 | M20 | **860-2840●** | 38.70 | 35.41 | 33.95 |
| 25 | M20 | **860-2875●** | 45.73 | 41.79 | 40.13 |
| 40 | M25 | **860-2905●** | 53.90 | 48.73 | 46.22 |
| 64 | M25 | **860-2930●** | 58.33 | 52.70 | 49.87 |
| **Surface Mount Base Kit - With socket insert and cable gland** | | | | | |
| 15 | M20 | **860-2859●** | 48.69 | 44.56 | 42.74 |
| 25 | M20 | **860-2883●** | 54.29 | 49.57 | 47.62 |
| 40 | M25 | **860-2913●** | 68.26 | 62.53 | 60.05 |
| 64 | M25 | **860-2948●** | 76.75 | 70.02 | 67.28 |
| **Panel Mount Base Kit - With socket insert and cable gland** | | | | | |
| 15 | N/A | **860-2867●** | 35.41 | 32.06 | 30.79 |
| 25 | N/A | **860-2891●** | 43.91 | 39.74 | 37.63 |
| 40 | N/A | **860-2921●** | 55.60 | 50.78 | 48.73 |
| 64 | N/A | **860-2956●** | 56.90 | 51.98 | 49.80 |

## Crimp Contacts HD/HDD

CONTACT

Precision Tooling

Commercial Tooling

- Tooling suitable for HD, HDD and H-Q5 crimp contacts
- Crimp contacts suitable for HD and HDD inserts

386268

| Pack = 10 pieces Crimp Contacts | Order Code | Price Each 1+ | 10+ | 50+ |
|---|---|---|---|---|
| **Pin** | | | | |
| 0.14 - 0.37 | **333-3747‡** | 12.01 | 11.43 | 10.85 |
| 0.14 - 0.37 | **990-3801●** | 12.01 | 11.43 | 10.85 |
| 0.5 | **333-3759‡** | 12.01 | 11.43 | 10.85 |
| 0.5 | **990-3810●** | 12.01 | 11.43 | 10.85 |
| 0.75 - 1.0 | **333-3760‡** | 12.13 | 11.54 | 10.96 |
| 0.75 - 1.0 | **990-3828●** | 12.13 | 11.54 | 10.96 |
| 1.5 | **333-3772‡** | 12.01 | 11.43 | 10.85 |
| 1.5 | **990-3836●** | 12.01 | 11.43 | 10.85 |
| 2.5 | **333-3784‡** | 12.01 | 11.43 | 10.85 |
| 2.5 | **990-3844●** | 12.01 | 11.43 | 10.85 |
| **Socket** | | | | |
| 0.14 - 0.37 | **333-3796‡** | 12.13 | 11.54 | 10.96 |
| 0.14 - 0.37 | **990-3852●** | 12.13 | 11.54 | 10.96 |
| 0.5 | **333-3802‡** | 9.37 | 9.05 | 8.89 |



Prices are in Singapore Dollars and exclusive of GST.
Due to the volatile nature of certain products,
prices are subject to change without notice.

| Pack = 10 pieces<br>Crimp Contacts | Order Code | 1+ | Price Each<br>10+ | 50+ |
|---|---|---|---|---|
| **Socket** | | | | |
| 0.5 | 990-3860● | 9.37 | 9.05 | 8.89 |
| 0.75 - 1.0 | 333-3814‡ | 9.37 | 9.05 | 8.89 |
| 0.75 - 1.0 | 990-3879● | 9.37 | 9.05 | 8.89 |
| 1.5 | 333-3826‡ | 12.01 | 11.43 | 10.85 |
| 1.5 | 990-3887● | 12.01 | 11.43 | 10.85 |
| 2.5 | 333-3838‡ | 12.01 | 11.43 | 10.85 |
| 2.5 | 990-3895● | 12.01 | 11.43 | 10.85 |
| **Order Multiple = 1** | | | **Price Each** | |
| **Precision Tooling** | | | | |
| Crimp Tool | 633-800 | | 707.87 | |
| Crimp Locator | 333-3851 | | 128.20 | |
| Crimp Removal Tool | 333-3980 | | 92.49 | |
| **Commercial Tooling** | | | | |
| Crimp Tool | NEW 860-2964 | | 228.70 | |
| Crimp Crimp Die | NEW 860-2972 | | 345.73 | |
| Crimp Locator | NEW 860-2980 | | 194.14 | |

## MC Modular Series

CONTACT



This unique concept in connector design is a flexible low cost system that allows signal and power contacts to be assembled within one housing. The system consists of modules taking 20,10,5 and 3 contacts that fit into frames taking 2,3,5 and 7 modules

| **Specification** | | | |
|---|---|---|---|
| Insulation Resistance | 100MΩ | Contact Material | Copper alloy |
| Flammability | | Temperature range | -40°C to +125°C |

Pin modules mate with socket modules and pin frames mate with socket frames. To achieve shrouding pin modules should be fitted to pin frames.
Modules each have a different current and voltage rating.Frames and modules fit into HBE hoods and housings. High construction versions are recommended.

**Modules**

| No. of Ways | Contact Current | Max Volts | Type | Mftrs. List No. | Order Code |
|---|---|---|---|---|---|
| 20 | 4A | 63V | Socket | 10.383700. | 365-2701 |
| 10 | 10A | 250V | Socket | 10.382500. | 365-2725 |
| 5 | 20A | 400V | Socket | 10.382300. | 365-3134 |
| 3 | 40A | 600V | Socket | 10.382100. | 365-3158 |
| 20 | 4A | 63V | Pin | 10.383600. | 365-2713 |
| 5 | 20A | 400V | Pin | 10.382200. | 365-3146 |
| 3 | 40A | 600V | Pin | 10.382000. | 365-3160 |

**Contacts**

| Type | Pack Size | for use with insert | Wire Size (mm²) | Plating | Mftrs. List No. | Order Code |
|---|---|---|---|---|---|---|
| Socket | 20 | 20 | 0.2 - 0.52 | Gold | 11.3028. | 365-3171 |
| Pin | 20 | 20 | 0.2 - 0.52 | Gold | 11.3026. | 365-3183 |
| Socket | 10 | 10 | 0.14 - 0.37 | Ag | 13.1630. | 333-3796 |
| Socket | 10 | 10 | 0.5 | Silver | 13.1631. | 333-3802 |
| Socket | 10 | 10 | 0.75 - 1.0 | Silver | 13.1632. | 333-3814 |
| Socket | 10 | 10 | 1.5 | Silver | 13.1633. | 333-3826 |
| Socket | 10 | 10 | 2.5 | Silver | 13.1634 | 333-3838 |
| Pin | 10 | 10 | 0.14 - 0.37 | Ag | 13.1620 | 333-3747 |
| Pin | 10 | 10 | 0.5 | Silver | 13.1621. | 333-3759 |
| Pin | 10 | 10 | 0.75 - 1.0 | Silver | 13.1622. | 333-3760 |
| Pin | 10 | 10 | 1.5 | Silver | 13.1623. | 333-3772 |
| Pin | 10 | 10 | 2.5 | Silver | 13.1624. | 333-3784 |
| Socket | 5 | 5 | 2.5 | Silver | 11.218300. | 365-5106 |
| Pin | 5 | 5 | 2.5 | Silver | 11.213300. | 365-3213 |
| Pin | 5 | 5 | 4.0 | Silver | 11.213400. | 365-5120 |
| Socket | 3 | 3 | 6.0 | Silver | 11.21510C. | 365-5143 |
| Socket | 3 | 3 | 10.0 | Silver | 11.215200. | 365-5155 |
| Pin | 3 | 3 | 6.0 | Silver | 11.210100. | 365-5179 |

**Frames for Modules**

| No. of Modules/Frame | Housing Size | Type | Mftrs. List No. | Order Code |
|---|---|---|---|---|
| | | Pin | 10.381000. | 365-2506 |
| | | Pin | 10.381200. | 365-2520 |
| | | Pin | 10.381400. | 365-2543 |
| | | Pin | 10.381600. | 365-2567 |
| | | Socket | 10.381100. | 365-2580 |
| | | Socket | 10.381300. | 365-2609 |
| | | Socket | 10.381500. | 365-2622 |
| | | Socket | 10.381700. | 365-2646 |

| **Crimp Tooling** | Mftrs. List No. | Order Code |
|---|---|---|
| Tool | 11.1470 | 365-5246 |
| Locator | 11.147200 | 365-5258 |
| Die for 0.14 to 2.5 and 0.5 to 4.0 | 11.147100 | 365-5260 |
| Die for 4.0 to 10 | 11.147120 | 365-5295 |

| **Contact Removal Tools** | Mftrs. List No. | Order Code |
|---|---|---|
| 0.14 to 2.5 | 11.1610 | 333-3980 |
| 0.5 to 4.0 | 11.1710 | 365-5271 |
| 4.0 to 10.0 | 11.1711 | 365-5283 |

230441

| Mftrs. List No. | No. of Ways | Type | Order Code | 1+ | Price Each<br>10+ | 50+ |
|---|---|---|---|---|---|---|
| **Modules** | | | | | | |
| 10.383700. | 20 | Socket | 365-2701‡ | 1.67 | 1.61 | 1.51 |
| 10.383700 | 20 | Socket | 990-4573● | 1.67 | 1.61 | 1.51 |
| 10.382500. | 10 | Socket | 365-2725‡ | 1.67 | 1.61 | 1.51 |
| 10.382500 | 10 | Socket | 990-4590● | 1.67 | 1.61 | 1.51 |
| 10.382300. | 5 | Socket | 365-3134‡ | 1.67 | 1.61 | 1.51 |
| 10.382300 | 5 | Socket | 990-4603● | 1.67 | 1.61 | 1.51 |
| 10.382100. | 3 | Socket | 365-3158‡ | 1.67 | 1.61 | 1.51 |
| 10.382100 | 3 | Socket | 990-4620● | 1.67 | 1.61 | 1.51 |
| 10.383600. | 20 | Pin | 365-2713‡ | 1.67 | 1.61 | 1.51 |
| 10.383600 | 20 | Pin | 990-4581● | 1.67 | 1.61 | 1.51 |
| 10.382200. | 5 | Pin | 365-3146‡ | 1.67 | 1.61 | 1.51 |
| 10.382200 | 5 | Pin | 990-4611● | 1.67 | 1.61 | 1.51 |
| 10.382000. | 3 | Pin | 365-3160‡ | 1.67 | 1.61 | 1.51 |
| 10.382000 | 3 | Pin | 990-4638● | 1.67 | 1.61 | 1.51 |
| **Frames** | | | | | | |
| 10.381000. | 2 | Pin | 365-2506‡ | 10.90 | 10.36 | 9.86 |
| 10.381000 | 2 | Pin | 990-4492● | 10.90 | 10.36 | 9.86 |
| 10.381200. | 3 | Pin | 365-2520‡ | 11.47 | 10.90 | 10.36 |
| 10.381200 | 3 | Pin | 990-4506● | 11.47 | 10.90 | 10.36 |
| 10.381400. | 5 | Pin | 365-2543‡ | 12.44 | 11.81 | 11.25 |
| 10.381400 | 5 | Pin | 990-4514● | 12.44 | 11.81 | 11.25 |
| 10.381600. | 7 | Pin | 365-2567‡ | 13.26 | 12.60 | 12.00 |
| 10.381600 | 7 | Pin | 990-4522● | 13.26 | 12.60 | 12.00 |
| 10.381100. | 2 | Socket | 365-2580‡ | 10.90 | 10.36 | 9.86 |
| 10.381100 | 2 | Socket | 990-4530● | 10.90 | 10.36 | 9.86 |
| 10.381300. | 3 | Socket | 365-2609‡ | 11.47 | 10.90 | 10.36 |
| 10.381300 | 3 | Socket | 990-4549● | 11.47 | 10.90 | 10.36 |
| 10.381500. | 5 | Socket | 365-2622‡ | 12.44 | 11.81 | 11.25 |
| 10.381500 | 5 | Socket | 990-4557● | 12.44 | 11.81 | 11.25 |
| 10.381700. | 7 | Socket | 365-2646‡ | 13.26 | 12.60 | 12.00 |
| 10.381700 | 7 | Socket | 990-4565● | 13.26 | 12.60 | 12.00 |
| | | | | | **Price Per Pack** | |
| **Contacts** | | | | **1+** | **10+** | **50+** |
| 11.3028. | | Socket | 365-3171‡ | 7.35 | 6.97 | 6.64 |
| 11.3028 | | Socket | 990-4646● | 7.35 | 6.97 | 6.64 |
| 11.3026. | | Pin | 365-3183‡ | 7.48 | 7.13 | 6.77 |
| 11.3026 | | Pin | 990-4654● | 7.48 | 7.13 | 6.77 |
| 13.1630. | | Socket | 333-3796‡ | 12.13 | 11.54 | 10.96 |
| 13.1630 | | Socket | 990-3852● | 12.13 | 11.54 | 10.96 |
| 13.1631. | | Socket | 333-3802‡ | 9.37 | 9.05 | 8.89 |
| 13.1631 | | Socket | 990-3860● | 9.37 | 9.05 | 8.89 |
| 13.1632. | | Socket | 333-3814‡ | 9.37 | 9.05 | 8.89 |
| 13.1632 | | Socket | 990-3879● | 9.37 | 9.05 | 8.89 |
| 13.1633. | | Socket | 333-3826‡ | 12.01 | 11.43 | 10.85 |
| 13.1633 | | Socket | 990-3887● | 12.01 | 11.43 | 10.85 |
| 13.1634. | | Socket | 333-3838‡ | 12.01 | 11.43 | 10.85 |
| 13.1634 | | Socket | 990-3895● | 12.01 | 11.43 | 10.85 |
| 13.1621. | | Pin | 333-3759‡ | 12.01 | 11.43 | 10.85 |
| 13.1621 | | Pin | 990-3810● | 12.01 | 11.43 | 10.85 |
| 13.1622 | | Pin | 333-3760‡ | 12.13 | 11.54 | 10.96 |
| 13.1622 | | Pin | 990-3828● | 12.13 | 11.54 | 10.96 |
| 13.1623. | | Pin | 333-3772‡ | 12.01 | 11.43 | 10.85 |
| 13.1623 | | Pin | 990-3836● | 12.01 | 11.43 | 10.85 |
| 13.1624. | | Pin | 333-3784‡ | 12.01 | 11.43 | 10.85 |
| 13.1624 | | Pin | 990-3844● | 12.01 | 11.43 | 10.85 |
| 11.218300. | | Socket | 365-5106‡ | 12.52 | 11.88 | 11.30 |
| 11.218300 | | Socket | 990-4670● | 12.52 | 11.88 | 11.30 |
| 11.213300. | | Pin | 365-3213‡ | 12.52 | 11.88 | 11.30 |
| 11.213300 | | Pin | 990-4662● | 12.52 | 11.88 | 11.30 |
| 11.213400. | | Pin | 365-5120‡ | 12.52 | 11.88 | 11.30 |
| 11.213400 | | Pin | 990-4689● | 12.52 | 11.88 | 11.30 |
| 11.21510C. | | Socket | 365-5143‡ | 13.03 | 12.39 | 11.75 |
| 11.21510C | | Socket | 990-4697● | 13.03 | 12.39 | 11.75 |
| 11.215200. | | Socket | 365-5155‡ | 13.03 | 12.39 | 11.75 |
| 11.215200 | | Socket | 990-4700● | 13.03 | 12.39 | 11.75 |
| 11.210100. | | Pin | 365-5179‡ | 10.12 | 9.60 | 9.14 |
| 11.210100 | | Pin | 990-4719● | 10.12 | 9.60 | 9.14 |
| **Tools** | | | | | **1+** | |
| 11.1470 | | Crimp Tool | 365-5246 | | 261.89 | |
| 11.147200 | | Locator | 365-5258 | | 210.97 | |
| 11.147100 | | Crimp Die | 365-5260 | | 346.29 | |
| 11.147120 | | Crimp Die | 365-5295 | | 339.50 | |
| 11.1610 | | Contact Ext Tool | 333-3980 | | 92.49 | |
| 11.1710 | | Contact Ext Tool | 365-5271 | | 138.66 | |
| 11.1711 | | Contact Ext Tool | 365-5283 | | 135.97 | |

Product Watch
obsolescence notification

- FREE to all account holders
- Notification of obsolete, end of line and end of stock items
- Replacement or upgrade recommendations

Advanced warning of obsolete components



RoHS ● Compliant ▲ Non-compliant ‡ Limited stock - RoHS replacement available



C = CYAN M = Magenta Y = Yellow B = Black/SING

## Panel Mount Terminal Blocks

### Polyamide/Nylon 12 Way 6 and 10A

multicomp



- Commercial quality polyamide 6A and nylon 10A
- Approvals, **VDE, SEMKO, NEMKO, DEMO, FIMKO, SEV, IMQ, CSA. UL** Recognised

Housing: Polyamide 66 (17.5A) Nylon 66 (24A) — Working Voltage: 400V

| Current Rating | Max wire size mm² | Width mm | Length | Height | Pitch | Fix. Hole Din | Order Code |
|---|---|---|---|---|---|---|---|
| 17.5 | 1.5 | 16.3 | 95.8 | 13.3 | 8 | 2.9 | 120-7657 |
| 24 | 2.5 | 20.3 | 117.5 | 15.8 | 10 | 3.6 | 120-7658 |

209220

| Order Code | Price Each 1+ | 50+ | 100+ | 250+ | + |
|---|---|---|---|---|---|
| **120-7657●** | 2.05 | 1.89 | 1.76 | 1.50 | – – |
| **120-7658●** | 2.54 | 2.41 | 2.15 | 1.82 | – – |

### Polyethylene 12 Way 6, 10, 16, and 32A

elkay

- Nickel plated brass inserts, nickel cadmium plated steel screws
- Made from self extinguishing polyethylene
- Maximum operating temperature 80°C
- Approvals **OVE, SEV**

| Order Code | Current Rating | Max Volts | Max wire size mm² | mm | Width mm | mm | Pitch mm | Fixing Hole Dia |
|---|---|---|---|---|---|---|---|---|
| 117-8395 | 6A | 380V | 2.5 | 15.8 | 93 | 13 | 8 | 2.8 |
| 117-8396 | 10A | 380V | 4 | 18.6 | 118.7 | 15.2 | 10 | 3.5 |
| 117-8397 | 16A | 380V | 6 | 23.5 | 134.7 | 17.3 | 11.5 | 3.5 |
| 117-8399 | 32A | 500V | 16 | 26 | 176.5 | 21 | 15 | 4.2 |

209003

| | Order Code | Price Each 1+ | 50+ | 100+ | 250+ | + |
|---|---|---|---|---|---|---|
| 6A1275 | **117-8395●** | 2.47 | 2.28 | 2.12 | 1.54 | – – |
| 10A1276-18 | **117-8396●** | 3.10 | 2.86 | 2.60 | 1.93 | – – |
| 16A1277 | **117-8397●** | 4.71 | 4.01 | 3.56 | 2.79 | – – |
| 32A1278 | **117-8399●** | 5.78 | 5.36 | 4.85 | 4.27 | – – |

### Nylon 12 Way 6 and 16A -
**with Standoffs**

elkay

- Made from nylon 6.6
- Ribbed standoffs to meet creepage and clearance requirements
- Approvals: **SEMKO, NEMKO** and **SEV** (to 380Vac working) 1178389 (16 amp) **DEMKO** and **VDE** to 380V AC
- 120°C max. operating temperature

| Current Rating | Max wire size mm² | Width mm | Length mm | Height mm | Pitch mm | Fix. Hole Dia mm | Order Code |
|---|---|---|---|---|---|---|---|
| 6A | 1.5 | 16 | 93.8 | 16.2 | 8 | 2 | 117-8388 |
| 16A | 3.5 | 18.6 | 117 | 18.5 | 10 | 3.5 | 117-8389 |
| 16A | 4 | 20 | 117 | 19 | 10 | 3.5 | 146-262 |

209004

| | Order Code | Price Each 1+ | 50+ | 100+ | 250+ | + |
|---|---|---|---|---|---|---|
| 6A | **117-8388●** | 2.95 | 2.66 | 2.34 | 1.95 | – – |
| 16A | **117-8389●** | 3.40 | 3.15 | 2.73 | 2.16 | – – |
| 16A | **146-262** | 3.53 | 3.11 | 2.76 | 2.39 | – – |

### Nylon 12 Way
**with Wire Protectors**

hylec components

- 12 pole terminal blocks in natural nylon 6.6 (self-extinguishing to UL 94 V2)
- Raised base to meet requirements for creepage and clearance when metal surface mounting
- The NP brass inserts have captive zinc plated and passivated steel screws which screw down onto stainless steel leaf spring wire protectors, protecting conductors on tightening.
- Tested and approved to EN 60998, The new harmonised European standard for terminal blocks
- Approvals: **VDE, IMQ, UL** recognised and **cURus IMQ** and **VDE** markings have validity in all **CENELEC** countries. **cURus** is the new recognised component mark for both US and Canada.

| | | | |
|---|---|---|---|
| Housing | Polyamide | Contacts | Brass |
| Screws | Steel | Wire protectors | Stanless steel |
| Working Voltage | 450V | Temp range ** | -5°C to +125°C (110°C 149851 ) |

| Current Rating * | Max wire size mm² | Width mm | Length mm | Height mm | Pitch mm | Fix. Hole Dia mm | Order Code |
|---|---|---|---|---|---|---|---|
| 24A (6A) | 1.5 | 15 | 93.5 | 15.2 | 8 | 2.6 | 121-1490 |
| 32A (10A) | 2.5 | 20 | 117 | 17.5 | 10 | 3.2 | 120-6595 |
| 41A (16A) | 4 | 23 | 139 | 20.7 | 12 | 3.2 | 121-1491 |
| 57A (32A) | 6 | 25.3 | 175 | 25.5 | 15 | 4.2 | 121-1492 |

* Previous ratings to EN 60335
**Constant working temperature. Terminals are tested at +30° C above this value

209005

| | Order Code | Price Each 1+ | 50+ | 100+ | 250+ | + |
|---|---|---|---|---|---|---|
| 24A | **121-1490●** | 3.42 | 2.80 | 2.44 | 1.56 | – – |
| 32A | **120-6595●** | 3.55 | 3.35 | 2.90 | 2.77 | – – |
| 41A | **121-1491●** | 4.20 | 3.94 | 3.39 | 3.22 | – – |
| 57A | **121-1492●** | 8.24 | 7.84 | 7.52 | 7.36 | – – |

### High Power - 12 Way
**41A and 57A with standoffs**

multicomp



- High power Terminal Blocks
- 1.2mm raised base
- Approvals: **CSA, VDE. UL** Recognised

| | | | |
|---|---|---|---|
| Voltage Rating | 500V AC | Working Temp | 110°C |
| Max Wire Size | PA12 6mm² PA14 10mm² | Terminal Insert | Brass nickel plated |
| Material | Nylon 66 UL94V-2 Natural | | |

238652

| Current | Mftrs. List No. | Order Code | Price Each 1+ | 50+ | 100+ | 250+ | + |
|---|---|---|---|---|---|---|---|
| 41A | PA12 | **120-7655●** | 3.19 | 2.99 | 2.80 | 2.60 | – – |
| 57A | PA14 | **120-7656●** | 3.94 | 3.74 | 3.52 | 3.39 | – – |

### Pushwire Terminal Blocks
**12 Pole**

hylec components



- Terminals supplied as 12 pole but can be cut to required length
- Screw to push wire style pillar terminal blocks
- 1 screw to 2 push wire terminals
- 117-0365 fitted with wire protection on screw-in side
- Supplied with screws in raised position ready for assembly
- Widely used in lighting industry
- Approvals: **VDE**

| | | | |
|---|---|---|---|
| Casing | white polyamide | Wire Size - Push Side | 1.5mm² |
| Working Temp | 110°C | Max Voltage | 400V |
| Screw Terminal | SteelzincM3 plated | Approval | VDE |
| Wire Size - Screw Side | 2.5mm² | | |

239253



Prices are in Singapore Dollars and exclusive of GST.
Due to the volatile nature of certain products, prices are subject to change without notice.

| Mftrs. List No. | Order Code | Price Each 1+ | 10+ | 50+ | 100+ |
|---|---|---|---|---|---|
| 1021800012 | **117-0364●** | 3.50 | 3.18 | 2.86 | 2.50 |
| 1021802012 | **117-0365●** | 4.75 | 4.27 | 3.88 | 3.37 |

## High Temperature Terminal Blocks

**12 Pole**



Approved to the latest EN60998 specification, this range of 12 pole, high temperature terminal blocks is manufactured from brown glass filled polyamide insulation which houses the nickel plated brass screw terminals. The housing features fixing screw holes and can be cut into smaller sizes and the products are supplied with screws in the raised position ready for assembly.

- Rated temperature 150°C. Tested to 180°C
- Approvals: **CSA VDE**
- UL94V-0 rated

| | |
|---|---|
| Housing | Glass reinforced polyamide, UL94 VO |
| Voltage Max | 450V |
| Terminal | nickel plated Brass |

| Order Code | Max Current | Max Wire Size mm² | Rated Temp | Test Temp |
|---|---|---|---|---|
| 411-5636 | 24A | 2.5 | 150°C | 180°C |
| 113-0904 | 24A | 2.5 | 150°C | 180°C |
| 411-5648 | 32A | 4.0 | 150°C | 180°C |
| 113-0906 | 32A | 4.0 | 150°C | 180°C |
| 411-5650 | 41A | 6.0 | 150°C | 180°C |
| 113-0907 | 41A | 6.0 | 150°C | 180°C |
| 411-5661 | 57A | 10.0 | 150°C | 180°C |
| 113-0908 | 57A | 10.0 | 150°C | 180°C |

239259

| Mftrs. List No. | Order Code | Price Each 1+ | 10+ | 50+ | 100+ | + |
|---|---|---|---|---|---|---|
| PA35FV. | **411-5636** | 3.05 | 2.73 | 2.50 | 2.18 | – – |
| PA35FV | **113-0904●** | 3.05 | 2.73 | 2.50 | 2.18 | – – |
| PA27FV. | **411-5648** | 3.11 | 2.79 | 2.54 | 2.25 | – – |
| PA27FV | **113-0906●** | 3.11 | 2.79 | 2.54 | 2.25 | – – |
| PA44FV. | **411-5650** | 5.30 | 4.78 | 4.33 | 3.79 | – – |
| PA44FV | **113-0907●** | 5.30 | 4.78 | 4.33 | 3.79 | – – |
| PA76FV. | **411-5661** | 9.53 | 8.60 | 7.80 | 6.81 | – – |
| PA76FV | **113-0908●** | 9.53 | 8.60 | 7.80 | 6.81 | – – |

## Cage Clamp 12 Way 26A



Cage clamp mechanism
H=18, W=28, L=86.5, Pitch=6,
Fixing centres=80.1x3.2 dia

- Vibration proof, reliable and fast to operate
- Insertion of wire by pressing the button with a screwdriver blade
- Modular construction allows splitting or joining for required no. of ways
- Additional end plates available
- Approvals: **VDE, SEV, KEMA-KEUR, OVE, CEBEC, SEMKO, DEMKO, NEMKO,SETI,** (15A @ 300V) and **CSA** (10A @ 300V)
- **UL** Recognised

| | | | |
|---|---|---|---|
| Maximum Voltage | 500 VAC | Cage clamp spring | Chrome nickel spring steel |
| | | Contacts | Copper |
| Current rating | 26 | Housing | Nylon 6.6 |
| Temperature range | -35°C to +105°C | Colour | Light grey |
| | | Wire size | 0.08-2.5mm² 14-26 |
| | | Box qty. | 25 |

Mftrs. List No. 261-112/341-000=470-132, 261361=464-934

209096

| | Order Code | Price Each 1+ | 25+ | 100+ | 250+ |
|---|---|---|---|---|---|
| 261-112/ 341-000 | **470-132▲** | 14.16 | 12.20 | 10.18 | 9.05 |
| **10 Per Pack End plate** | | | **Price Per Pack 1+** | **10+** | **20+** |
| 261361 | **464-934** | | 1.72 | 1.53 | 1.37 |

## Ceramic - High Temperature



- Suitable for high temperature applications
- Ideal for low voltage lighting and electric heating
- Open terminal version suitable for bare wires and fork terminals

| | | | |
|---|---|---|---|
| Working Voltage | 440Vrms max. | Housing | Porcelain |
| Temperature | 500°C max. | Inserts | Brass, |

| Current Rating | No. of Ways | Wire size max. mm² | Length mm | Width mm | Height mm | Fixing Centres mm | Fixing Hole Dia mm | Order Code |
|---|---|---|---|---|---|---|---|---|
| **Enclosed Terminals** | | | | | | | | |
| 10A | 2 | 2.5 | 21 | 18 | 15 | - | 4.5 | 117-0355 |
| 10A | 3 | 2.5 | 33 | 18 | 15 | 11.5 | 4.5 | 117-0356 |
| 15A | 2 | 6 | 24 | 22 | 21 | - | 5.5 | 117-0357 |
| 15A | 3 | 6 | 38 | 23 | 19 | 13.5 | 5 | 117-0358 |
| 30A | 2 | 10 | 34 | 30 | 23 | - | 5 | 117-0359 |
| 30A | 3 | 10 | 51 | 30 | 22 | 18.2 | 5 | 117-0360 |
| **Open Terminals** | | | | | | | | |
| 20A | 2 | 2.5 | 41 | 32 | 21 | - | 5 | 113-4209 |

209043

| Current Rating | No. of Ways | 5 Per Pack Order Code | Price Each 1+ | 10+ | 20+ | 100+ | + |
|---|---|---|---|---|---|---|---|
| Enclosed Terminals | | | | | | | |
| 10A | 2 | **117-0355●** | 13.02 | 11.65 | 11.39 | 11.13 | – – |
| 10A | 3 | **117-0356●** | 13.83 | 13.54 | 12.24 | 12.01 | – – |
| 15A | 2 | **117-0357●** | 14.00 | 13.67 | 12.43 | 11.56 | – – |
| 15A | 3 | **117-0358●** | 21.19 | 20.73 | 18.85 | 15.56 | – – |
| 30A | 2 | **117-0359●** | 13.31 | 12.76 | 11.62 | 11.26 | – – |
| 30A | 3 | **117-0360●** | 19.95 | 19.56 | 18.20 | 17.61 | – – |
| **Open Terminals** | | | | | | | |
| 20A | 2 | **113-4209●** | 28.14 | 25.94 | 23.02 | 19.23 | – – |

## Melamine 2 to 12 Way 36A - with Finger Protection




- High temperature terminal blocks
- Screw down cover with moulded-in terminal numbers
- Finger protection to **IP20**
- High tracking resistance in moist conditions
- Cable protectors prevent damage to stranded cable up to 4.0mm²
- Designed to **SEV** and **VDE** (0110 group C) requirements

| | | | |
|---|---|---|---|
| Max working voltage | 500V ac, 600V dc | Cable protector | Bronze |
| Current rating | 36A | Housing | Melamine |
| Temperature range | -40°C to +180°C | Colour | Light Grey |
| Bush clamp | Brass nickel plated | Maximum wire size | 4mm² stranded |
| Clamping screw | Steel | | 6mm² solid |

Mftrs. List No.. KBD1/xxKR, where xx = No. of ways

209012/406642

| No. of Ways | Fixing Centres | Order Code | Box Qty. | Price Each 1+ | 25+ | 100+ | 500+ | + |
|---|---|---|---|---|---|---|---|---|
| 2 | 33 | **151-799▲** | 50 | 5.31 | 4.82 | 4.56 | 4.01 | – – |
| 2 | 33 | **117-0136●** | 50 | 5.31 | 4.82 | 4.56 | 4.01 | – – |
| 3 | 45 | **151-800▲** | 40 | 7.12 | 6.39 | 6.10 | 5.33 | – – |
| 3 | 45 | **117-0137●** | 40 | 7.12 | 6.39 | 6.10 | 5.33 | – – |
| 4 | 57 | **151-801▲** | 30 | 7.95 | 7.25 | 6.87 | 6.07 | – – |
| 4 | 57 | **117-0138●** | 30 | 7.95 | 7.25 | 6.87 | 6.07 | – – |
| 5 | 69 | **469-841▲** | 25 | 9.31 | 8.38 | 7.99 | 7.06 | – – |
| 5 | 69 | **117-2829●** | 25 | 9.31 | 8.38 | 7.99 | 7.06 | – – |
| 6 | 81 | **469-853▲** | 20 | 10.68 | 9.50 | 9.21 | 7.96 | – – |
| 6 | 81 | **117-2830●** | 20 | 10.68 | 9.50 | 9.21 | 7.96 | – – |
| 8 | 105 | **151-802▲** | 20 | 14.69 | 13.48 | 13.03 | 11.17 | – – |
| 8 | 105 | **117-0139●** | 20 | 14.69 | 13.48 | 13.03 | 11.17 | – – |
| 12 | 153 | **151-834▲** | 15 | 29.01 | 22.82 | 18.84 | 15.73 | – – |
| 12 | 153 | **117-2819●** | 15 | 29.01 | 22.82 | 18.84 | 15.73 | – – |



RoHS ● Compliant ▲ Non-compliant ‡ Limited stock - RoHS replacement available

## Terminal Block 40 Amp

**3 Pole screw to tab connector**



- Available in standard and earth foot versions
- M5 screw to 3 tabs (6.3 x 0.8)
- Ideal for high temperature power distribution applications
- **411-5624** supplied with earth foot enabling chassis to be connected directly to earth terminal without further cabling
- Pitch, 17.7mm
- L.N.E. markings moulded into product

| Height | Width | Depth |
|---|---|---|
| 24 | 81.3 | 15 |

| | | | |
|---|---|---|---|
| Screw / Tab | Steel zinc plated | Max operating Temperature | 150°C |
| Voltage rating | 450V | Case material | Brown fibreglass loaded polyamide |
| Approvals | UL, CSA, VDE | Max. cable size | 6.0mm² |
| Current rating | 40A | | |

239258

| Mftrs. List No. | Order Code | Price Each 1+ | 10+ | 50+ | 100+ | + |
|---|---|---|---|---|---|---|
| FV110 | **120-6596●** | 3.03 | 2.77 | 2.57 | 2.31 | – – |
| FV110B | **120-6597●** | 3.61 | 3.29 | 2.96 | 2.77 | – – |

## Fused Terminal Blocks

### Interlocking, 20mm or 1"/1¼" Fuses 10A and 16A



| | 20mm | | 1"/1¼" | |
|---|---|---|---|---|
| No. of Ways | 1 | 3 | 1 | 3 |
| Height | 27.5 | 27.5 | 32 | 32 |
| Width | 14.5 | 30 | 19 | 36 |
| Depth | 27 | 27 | 39 | 39 |
| Fixing hole dia. | 2.1 | 3.1 | 3.6 | 3.6 |
| Earth screw | M3 x 12 | | M3.5 x 12 | |

- One and three way interlocking nylon terminal blocks
- In-line fuse holder
- rear mounting screw threaded through earth ( ) terminal on 3 way
- Three way block interlocks with one way
- Approvals: **VDE,** with **SEMKO** and **SEV** on 20mm versions

| | | | |
|---|---|---|---|
| Max working voltage | 250V ac | Housing | Nylon (6.6) |
| Current rating | | Colour | Grey (housing) |
| 20mm type | 10A | | Black (fuse holder) |
| 1"/1¼" type | 16A | Fuse contacts | Stainless steel |
| Temperature range | -40°C to +100°C | Maximum wire size | 4mm² |

209025

| No. of Ways | Order Code | Price Each 1+ | + | + | + | + | + |
|---|---|---|---|---|---|---|---|
| **20 x 5mm Fuse -10A** | | | | | | | |
| 1 | **113-4203●** | 0.79 | – – | – – | – – | – – | – – |
| 3 | **113-4205●** | 1.44 | – – | – – | – – | – – | – – |
| **1"/1¼" Fuse - 16A** | | | | | | | |
| 1 | **113-4207●** | 1.02 | – – | – – | – – | – – | – – |
| 3 | **113-4208●** | 1.44 | – – | – – | – – | – – | – – |

### 1-5 pole terminal block with 5 x 20mm fuse holder



H = 28.0, W = 20.0 terminal strip, W = 28.0

- 1-5 pole terminal block with 5 x 20mm fuse holder to **IEC257**
- Interlocking fuse holder CFTBN/1
- **IP20** finger protection
- 2.5mm² cable entry with wire protector
- Supplied c/w earth screw & washer
- Wire protector standard on fused terminal
- Approvals **Semko, Femko, VDE, IMQ, Nemko & UL** Recognised

| | | | |
|---|---|---|---|
| Maximum Voltage | 450V ac | Bush | Brass |
| Max Current Rating | 13A/20A | Spring | Zinc plated Steel |
| Working Temperature Range | -20°C to 120°C | Housing | Polypropylene UL94V-2 |
| Max Short Duration Temp | 110°C | Colour | White |

232107

| No. Poles | Mftrs. List No. | Order Code | Price Each 1+ | 10+ | 50+ | 100+ |
|---|---|---|---|---|---|---|
| **Without Earth Screw** | | | | | | |
| 1 | CFTBN/1 | **388-2792●** | 1.67 | 1.32 | 1.09 | 1.00 |
| 2 | CFTBN/2 | **388-2809●** | 1.77 | 1.38 | 1.16 | 1.03 |
| **With Earth Screw** | | | | | | |
| 3 | CFTBN/3 | **388-2810●** | 1.99 | 1.61 | 1.35 | 1.19 |
| 4 | CFTBN/4 | **388-2822●** | 2.63 | 2.02 | 1.73 | 1.54 |
| 5 | CFTBN/5 | **388-2834●** | 2.89 | 2.25 | 1.89 | 1.67 |

## Plug In Terminal Blocks

### Nylon Plug and Socket 12 Way 10A -

**with Standoffs**



Fixing centres and pin pitch=10
Fixing hole dia.=3.25, Pin length=9

- A non-reversible plug and shrouded socket
- Suitable for use where cables need to be quickly disconnected
- Ribbed standoffs to meet creepage and clearance requirements
- Approval, **UL** Recognised

| | | | |
|---|---|---|---|
| Max working voltage | 380V ac | Housing | White nylon 6.6, **UL94V-2** |
| Current rating | 10A | Contacts | Brass, Nickel |
| Temperature range | -60°C to +110°C | Screws | M3Steel, zinc plated |
| | | Maximum wire size | 2.5mm² |

209013

| Order Code | Price per Pair 1+ | 50+ | 100+ | 250+ | + |
|---|---|---|---|---|---|
| **117-8400●** | 8.55 | 7.74 | 7.29 | 6.23 | – – |

## Barrier Terminal Blocks

### Screw to Screw 3, 4 and 12 way 5A

H=8.7, W=3 way (32.5) 4 way (39), 12 way (89), D=16
Fixing centres=6.35x3.5 diax3 way (25.4), 4 way (31.75), 12 way (82.5), Max. fork width=5.2

| | | | |
|---|---|---|---|
| Max working voltage | 380V ac | Housing | Glass filled polyester |
| Current rating | 5A | Screw terminations | 6BA |
| Temperature range | -25°C to +85°C | | |

209014

| No. of Ways | Order Code | Price Each 1+ | 10+ | 50+ | 100+ | + |
|---|---|---|---|---|---|---|
| 3 | **105-364** | 2.60 | 2.47 | 2.21 | 1.77 | – – |
| 3 | **118-8708●** | 2.60 | 2.47 | 2.21 | 1.77 | – – |
| 4 | **105-365** | 3.91 | – – | – – | – – | – – |
| 4 | **118-8709●** | 3.91 | – – | – – | – – | – – |
| 12 | **105-366** | 8.07 | 7.07 | 6.26 | 5.12 | – – |
| 12 | **118-8710●** | 7.99 | 7.00 | 6.20 | 5.07 | – – |

### Screw to Screw, Screw to Tag 3, 4 and 12 way 15A - High Barrier




H=12.8, W=3 way (46.5), 4 way (57.7), 12 way (133), D=22.3



Prices are in Singapore Dollars and exclusive of GST.
Due to the volatile nature of certain products,
prices are subject to change without notice.

Fixing centres=7.9x4.3 diax3 way (38.1), 4 way (47.6) 12 way (123.8), Max. fork width=7.5

| | | | |
|---|---|---|---|
| Max working voltage | 750V ac | Housing | Black, Glass filled polyester |
| Current rating | 15A | Screw terminations | 4BA |
| Temperature range | -25°C to +85°C | Tags | L=11.5, W=4.0, Th=0.6 |

209015

| No. of Ways | Order Code | Price Each 1+ | 10+ | 50+ | 100+ | + |
|---|---|---|---|---|---|---|
| **Screw to Screw Terminals** | | | | | | |
| 3 | **105-370** | 3.63 | 3.18 | 2.82 | 2.31 | – – |
| 3 | **118-8711●** | 3.63 | 3.18 | 2.82 | 2.31 | – – |
| 4 | **105-371** | 3.50 | 3.21 | 2.95 | 2.80 | – – |
| 4 | **118-8713●** | 3.50 | 3.21 | 2.95 | 2.80 | – – |
| 12 | **105-372** | 10.56 | 9.24 | 8.22 | 6.74 | – – |
| 12 | **118-8714●** | 10.56 | 9.24 | 8.22 | 6.74 | – – |
| **Screw to Tag Terminals** | | | | | | |
| 3 | **105-373** | 3.31 | 2.92 | 2.57 | 2.12 | – – |
| 3 | **118-8715●** | 3.31 | 2.92 | 2.57 | 2.12 | – – |
| 4 | **105-374** | 4.28 | 3.76 | 3.30 | 2.73 | – – |
| 4 | **118-8716●** | 4.28 | 3.76 | 3.30 | 2.73 | – – |
| 12 | **105-375** | 8.86 | 7.77 | 6.93 | 5.65 | – – |
| 12 | **118-8717●** | 8.86 | 7.77 | 6.93 | 5.65 | – – |

## Modular Screw to Screw and Screw to Tag

H=12.7, W=(min 2 way=36.56 + multiples of 9.52 way), D=22.25
Fixing centres=7.92x4.32 diax(2 way) 28.56 + multiples of 9.52, Max fork width=7.5

- Screw to screw and screw to tag
- 2 and 3 way connector options, combines in multiples to extend number of ways
- Mounting support required every 15 terminal on long rows
- Easy snap together segments

| | | | |
|---|---|---|---|
| Max working voltage | 500V ac or dc | Body material | Black Glass filled polyester |
| Contact material | Brass, Nickel | Screw terminations | 4BA |
| Current rating | 15A | Wire size | 16AWG (max) |
| Temperature range | -55°C to +100°C | | |

209016

| No. of Ways | Order Code | Price Each 1+ | 10+ | 50+ | 100+ | + |
|---|---|---|---|---|---|---|
| **Screw to Screw** | | | | | | |
| 2 | **105-281** | 3.34 | 2.92 | 2.60 | 2.12 | – – |
| 2 | **118-8702●** | 3.34 | 2.92 | 2.60 | 2.12 | – – |
| 3 | **105-282** | 4.08 | 3.60 | 3.21 | 2.63 | – – |
| 3 | **118-8704●** | 4.08 | 3.60 | 3.21 | 2.63 | – – |
| **Screw to Solder Tag** | | | | | | |
| 2 | **105-674** | 2.39 | – – | – – | – – | – – |
| 2 | **118-8721●** | 2.39 | – – | – – | – – | – – |
| 3 | **105-675** | 4.23 | – – | – – | – – | – – |
| 3 | **118-8722●** | 3.12 | – – | – – | – – | – – |
| **Order Multiple=5** | | **5+** | **10+** | **50+** | **100+** | **+** |
| Barrier junction | **105-283** | 0.64 | 0.61 | 0.58 | 0.48 | – – |
| Barrier junction | **118-8705●** | 0.64 | 0.61 | 0.58 | 0.48 | – – |
| End cap | **105-284** | 0.98 | – – | – – | – – | – – |
| End cap | **118-8706●** | 0.78 | – – | – – | – – | – – |

## Screw to Screw 12 Way 15A

Belling Lee

H=11.5, W=17, L=133.4
Pitch=9.6, Fixing=124.8x7.9x3.9 dia, Max. fork width=7.5

| | | | |
|---|---|---|---|
| Max working voltage | 380V ac | Housing | Polyester |
| Current rating | 15A | Screw terminations | 4BA Pan head slotted |
| Maximum temperature | 100°C | | |

209019

| Mftrs. List No. | Order Code | Price Each 1+ | 50+ | 200+ | 500+ |
|---|---|---|---|---|---|
| L1792A | **314-973●** | 28.37 | 22.89 | 20.52 | 17.38 |

## 12 Way 15A

Belling Lee

**9.6mm Pitch**

H=11.5, W=17, L=133.4, Pitch=9.6, Fixing=124.8x7.9, Dia, Pin=1.0x0.07

- Screw termination and right angled, through chassis or PCB termination

| | |
|---|---|
| Maximum Working Voltage | 380V ac |
| Current Rating | 15A |
| Maximum Temperature | 100°C |
| Housing | Black, polycarbonate |
| Screw Terminations | 4BA Pan head slotted |

231770

| Mftrs. List No. | Order Code | Price Each 1+ | 50+ | 200+ | 500+ |
|---|---|---|---|---|---|
| L1795A | **121-8802●** | 21.83 | 17.59 | 15.73 | 14.28 |

## 90° Through Panel 12 Way 15A

Belling Lee



H=11.5, W=17, L=133.4
Pitch=9.6, Fixing=124.8x7.9x3.9 dia, Pins=2.8x0.61

- One row of screw terminals
- One row of right angle, through chassis terminations for solder or snap on connectors

| | | | |
|---|---|---|---|
| Maximum working voltage | 380V ac | Housing | polyester |
| Current rating | 15A | Screw terminations | 4BA Pan head slotted |
| Maximum temperature | 100°C | | |

209020

| Mftrs. List No. | Order Code | Price Each 1+ | 50+ | 200+ | 500+ |
|---|---|---|---|---|---|
| L1790A | **314-985●** | 23.60 | 19.20 | 17.17 | 14.54 |

## Interlocking Modular Multi-Tab 16A

hynes components

H=29, W=11, D=38 (per module), Fixing holes=3.5 diax11.3 pitch

- 16A chassis mounting, interlocking barrier type terminal block system
- Easily stacked, single pole units to provide required number of ways
- Units made up of either three or six 6.3 x 0.8mm tabs and a 4mm connecting screw

| | | | |
|---|---|---|---|
| Maximum working voltage | 380V ac | Housing | White Nylon |
| Current rating | 16A | Screw terminations | M4 Pozidriv |
| Maximum temperature | 120°C | | |

209023

| | Order Code | Price Each 1+ | 10+ | 100+ | 250+ | + |
|---|---|---|---|---|---|---|
| Six tab | **121-1488●** | 1.99 | 1.76 | 1.30 | 1.24 | – – |
| Three tab+one M4 screw | **120-6593●** | 2.25 | 1.99 | 1.63 | 1.40 | – – |
| **Order Multiple=2** | | **2+** | **10+** | **100+** | **250+** | **+** |
| End Plate (1 required per block) | **120-6594●** | 1.30 | 1.17 | 0.88 | 0.78 | – – |

## Distribution Connector Block

hynes components

**3 and 6 Pole connectors**



- Tab style connector block
- 3 & 6 pole versions
- Each pole comprises 5 terminals - 6.3 x 0.8
- Quick convenient method of power distribution within racks and Cabinets
- Screw mounting
- Approvals: **UL** Recognised

| | | | |
|---|---|---|---|
| Contact material | Steel | Voltage rating | 400V |
| Contact plating | Zinc | Material | |
| Current rating | 16A | Working temp | 100°C |

239252

| No. of Ways | Mftrs. List No. | Order Code | Price Each 1+ | 10+ | 50+ | 100+ |
|---|---|---|---|---|---|---|
| 3 | 1195250003 | **117-0362●** | 3.24 | 2.89 | 2.63 | 2.31 |
| 6 | 1195250006 | **117-0361●** | 6.48 | 5.84 | 5.30 | 4.65 |



RoHS ● Compliant ▲ Non-compliant ‡ Limited stock - RoHS replacement available



C = CYAN M = Magenta Y = Yellow B = Black/SING

Farnell Page 388 Date: 18-08-06 time: 00:08





Prices are in Singapore Dollars and exclusive of GST.
Due to the volatile nature of certain products,
prices are subject to change without notice.

C = CYAN M = Magenta Y = Yellow B = Black/SING