Fans & Blowers

	Page		Page
Axial Flow Fans - AC Voltage	2385	Blowers	2400
Axial Flow Fans - DC Voltage	2390	Fan Accessories	2402
Backward Curved Fans	2399	Mixed Flow Fans	2399

Axial Flow Fans - AC Voltage

AC Fans

Axial

- Low cost, high performance fans
- Overload protected using impedance protection
- Fitted with sleeve (SB) or ball (BB) bearings
- **UL94V-0** Rated plastic impellers
- Supplied with wire lead connections
- Approved to **CSA**. **UL** Recognised

Diminsions (mm) H	W	D	Voltage V ac	Power Watts	Air Flow Lt/Sec	Noise dB(A)	Bearing Type	Speed RPM	Mftrs. List No.	Order Code
80	80	25	115	11	37	34	Ball	2450	SF11580AT/1082HBL.GN	960-6530
80	80	25	230	14	37	34	Ball	2450	SF23080AT/2082HBL.GN	960-6548
80	80	38	115	14	40.8	32	Ball	2400	MCSF11580A 1083HBL.GN	156-8419
80	80	38	115	12	51	35	Sleeve	2450	SF11580A/1083HSL.GN	960-6599
80	80	38	230	14	51	35	Sleeve	2675	SF23080A/2083HSL.GN	960-6238
92	92	25	115	12	63	40	Ball	2350	SF11592A/1092HBL.GN	960-6556
92	92	25	230	14	63	40	Ball	2350	SF23092A/2092HBL.GN	960-6564
92	92	25	115	7	39	31	Ball	1800	MCSF11592A 1092MBL.GN	156-8420
92	92	25	240	14	59.5	38	Ball	2700	MCSF23092A 2092MBL.GN	156-8421
119	119	25	230	18	133	46	Ball	2150	DP201AT/2122HBL.GN	960-6580
119	119	38	115	18	178	48	Sleeve	2150	SP101A/1123HSL.GN	960-6629
119	119	38	230	11	129	38	Sleeve	2150	DP203A/2123LSL.GN	960-6610
119	119	38	230	18	182	50	Sleeve	2150	DP201A/2123HSL.GN	960-6637
120	120	25	115	12.5	79.9	37	Ball	1700	MCSP103AT 1122LBL.GN	156-8422
120	120	25	240	13	91.75	40	Ball	1900	MCDP203AT 2122LBL.GN	156-8423
120	120	38	115	11	132.5	39	Ball	2300	MCSP103A 1123LBL.GN	156-8424
120	120	38	115	20	147.8	45	Ball	2750	MCSP101A 1123HBL.GN	156-8426
120	120	38	240	10	122.3	37	Ball	2150	MCDP203A 2123LBL.GN	156-8427
120	120	38	240	20	147.8	45	Ball	2750	MCDP201A 2123HBL.GN	156-8428

478102

Mftrs. List No.	Order Code	Price Each 1+	10+	25+	50+	100+
SF11580AT/1082HBL.GN	**960-6530**					
SF23080AT/2082HBL.GN	**960-6548**					
MCSF11580A 1083HBL.GN	**156-8419**					
SF11580A/1083HSL.GN	**960-6599**					
SF23080A/2083HSL.GN	**960-6238**					
SF11592A/1092HBL.GN	**960-6556**					
SF23092A/2092HBL.GN	**960-6564**					
MCSF11592A 1092MBL.GN	**156-8420**					
MCSF23092A 2092MBL.GN	**156-8421**					
DP201AT/2122HBL.GN	**960-6580**					
SP101A/1123HSL.GN	**960-6629**					
DP203A/2123LSL.GN	**960-6610**					
DP201A/2123HSL.GN	**960-6637**					
MCSP103AT 1122LBL.GN	**156-8422**					
MCDP203AT 2122LBL.GN	**156-8423**					
MCSP103A 1123LBL.GN	**156-8424**					
MCSP101A 1123HBL.GN	**156-8426**					
MCDP203A 2123LBL.GN	**156-8427**					
MCDP201A 2123HBL.GN	**156-8428**					

Aluminium Housing

AC Voltage

- Die-cast aluminium housing
- Metal or UL 94V-0 rated plastic impeller
- Ball(BB) or sleeve(SL) bearing
- Suffix W = Lead wire or T = Pin connections
- Approvals - According to type (Please see Data-Sheet for details)
- Operating temperature -30 to + 75°C (BB), -10 to +70°C (SL)

Dimensions H	W	D	Voltage V ac	Power Watts	Air Flow cu ft/min	Noise dBA@1m	Bearing	Terminal	Mftrs. List No.	Order Code
Metal Housing - Metal Impeller										
80	80	38	230	12	21	23	Ball	Lead Wires	3E-230B-20-W	183-2313
80	80	38	230	12	21	23	Sleeve	Lead Wires	3E-230S-20-W	183-2314
80	80	38	230	11	32	31	Ball	Lead Wires	3E-230B-W	971-4545
92	92	38	230	16	55	38	Ball	Lead Wires	3.5E-230HB-W	971-4561
119	119	38	230	19	58.4	27	Ball	Terminals	4E-230B-17-T	183-2315
119	119	38	230	19	58.4	27	Sleeve	Terminals	4E-230S-17-T	183-2316

Dimensions			Voltage	Power	Air Flow	Noise	Bearing	Terminal		Order
Metal Housing - Metal Impeller										
119	119	38	115	24	120	46	Ball	Terminals	4E-115B-02T	971-4570
119	119	38	230	22	120	46	Ball	Terminals	4E-230B-02T	971-4588
170	170	55	115	48	240	50	Ball	Lead Wires	5E-115B-W	971-4596
170	170	55	230	46	240	50	Ball	Lead Wires	5E-230B-W	971-4600
Dual Voltage										
80	80	38	115/230	13/13	26/32	31/34	Ball	Lead Wires	3E-DVB-W	971-5371
80	80	38	115/230	13/13	26/32	31/34	Sleeve	Lead Wires	3E-DVS-W	971-5380
120	119	38	115/230	22/21	85/	41/45	Ball	Lead Wires	4E-DVB-02W	971-5398
120	119	38	115/230	22/21	85/	41/45	Sleeve	Lead Wires	4E-DVS-02W	971-5401
170	170	55	115/230	45/50	200/240	50/53	Ball	Lead Wires	5E-DVB-1-W	971-5410
Metal Housing - Plastic Impeller										
80	80	25	230	16	18	22	Ball	Terminals	8P-230LB-T	183-2304
80	80	25	230	16	18	22	Sleeve	Terminals	8P-230LS-T	183-2305
80	80	25	230	18	24	31	Ball	Terminals	8P-230HB-T	971-5088
80	80	25	230	18	24	31	Ball	Lead Wires	8P-230HB-W	971-4669
80	80	25	230	18	24	31	Sleeve	Lead Wires	8P-230HS-W	971-4642
80	80	38	115	15	34	30	Ball	Terminals	3C-115HB-T	971-5053
80	80	38	230	12	35	29	Ball	Terminals	3C-230HB-T	971-5061
80	80	38	230	15	35	29	Ball	Lead Wires	3C-230HB-W	971-4626
92	92	25	230	16	26.56	28	Ball	Terminals	9P-230LB-T	183-2306
92	92	25	230	16	26.56	28	Sleeve	Terminals	9P-230LS-T	183-2307
92	92	25	230	16	34.17	35	Ball	Terminals	9P-230HB-T	971-5100
92	92	25	230	16	34.17	35	Sleeve	Lead Wires	9P-230HS-W	971-4685
92	92	25	230	16	34.17	35	Ball	Lead Wires	9P-230HB-W	971-4707
120	120	25	230	18	53.3	30	Ball	Terminals	12P-230LB-T	183-2308
120	120	25	230	18	53.3	30	Sleeve	Terminals	12P-230LS-T	183-2309
120	120	38	230	10	63	30	Ball	Terminals	4C-230LB-T	183-2310
120	120	38	230	10	63	30	Sleeve	Terminals	4C-230LS-T	183-2312
120	120	25	115	16	65.57	39	Ball	Lead Wires	12P-115HB-W	971-4715
120	120	25	230	18	65.57	39	Ball	Lead Wires	12P-230HB-W	971-4723
120	120	25	115	16	65.57	39	Ball	Terminals	12P-115HB-T	971-5134
120	120	25	230	18	65.57	39	Ball	Terminals	12P-230HB-T	971-5142
120	120	38	115	18	100	46	Ball	Terminals	4C-115HB-T	971-5150
120	120	38	230	22	100	46	Ball	Terminals	4C-230HB-T	971-5169
120	120	38	115	18	100	46	Ball	Lead Wires	4C-115HB-W	971-4758
120	120	38	230	22	89		Ball	Lead Wires	4C-230HB-W	971-4766
120	120	38	230	22	100	46	Sleeve	Lead Wires	4C-230HS-W	971-4740
Dual Voltage										
120	120	38	115/230	23/19	89/100	46/48	Ball	Lead Wires	4C-DVB-W	971-5355
120	120	38	115/230	23/19	89/100	46/48	Sleeve	Lead Wires	4C-DVS-W	971-5363

504770

Voltage V ac	Dimensions H	W	D	Order Code	Price Each 1+	5+	10+	25+
Metal Housing - Metal Impeller								
230	80	80	38	NEW **183-2313**				
230	80	80	38	NEW **183-2314**				
230	80	80	38	**971-4545**				
230	92	92	38	**971-4561**				
230	119	119	38	NEW **183-2315**				
230	119	119	38	NEW **183-2316**				

Axial Flow Fans - AC Voltage - continued

Aluminium Housing - continued

AC Voltage - continued

Voltage	Dimensions				Price Each			
V ac	H	W	D	Order Code	1+	5+	10+	25+
Metal Housing - Metal Impeller								
115	119	119	38	**971-4570**				
230	119	119	38	**971-4588**				
115	170	170	55	**971-4596**				
230	170	170	55	**971-4600**				
Dual Voltage								
115/230	80	80	38	**971-5371**				
115/230	80	80	38	**971-5380**				
115/230	120	119	38	**971-5398**				
115/230	120	119	38	**971-5401**				
115/230	170	170	55	**971-5410**				
Metal Housing - Plastic Impeller								
230	80	80	25	NEW **183-2304**				
230	80	80	25	NEW **183-2305**				
230	80	80	25	**971-5088**				
230	80	80	25	**971-4669**				
230	80	80	25	**971-4642**				
115	80	80	38	**971-5053**				
230	80	80	38	**971-5061**				
230	80	80	38	**971-4626**				
230	92	92	25	NEW **183-2306**				
230	92	92	25	NEW **183-2307**				
230	92	92	25	**971-5100**				
230	92	92	25	**971-4685**				
230	92	92	25	**971-4707**				
230	120	120	25	NEW **183-2308**				
230	120	120	25	NEW **183-2309**				
230	120	120	38	NEW **183-2310**				
230	120	120	38	NEW **183-2312**				
115	120	120	25	**971-4715**				
230	120	120	25	**971-4723**				
115	120	120	25	**971-5134**				
230	120	120	25	**971-5142**				
115	120	120	38	**971-5150**				
230	120	120	38	**971-5169**				
115	120	120	38	**971-4758**				
230	120	120	38	**971-4766**				
230	120	120	38	**971-4740**				
Dual Voltage								
115/230	120	120	38	**971-5355**				
115/230	120	120	38	**971-5363**				
					1+	5+	10+	+
Connecting Lead	—	0.6m	Long	NEW **183-2331**				
Connecting Lead	—	1.8m	Long	NEW **183-2332**				

ACi EC Fans

i-maxx

NEW

ebmpapst

- Energy efficient AC fan with EC technology
- Conversion and drive electronics fully integrated
- Significant lower power consumption and noise than existing AC fans
- Significant higher service life than existing AC fans
- Fan speed not dependent on line frequency
- Electronic locked rotor protection
- Electrical connection via 2 flat plugs 2.8 x 0.5 mm
- Air exhaust over struts, direction of rotation clockwise, seen on rotor

651720

Fan Size	Flow Rate	Mftrs. List No.	Order Code	Price Each 1+	5+	10+	25+
119 x 119mm	180m³/h	ACI4410HH	**206-9800**				
119 x 119mm	160m³/h	ACI4420H	**206-9801**				
119 x 119mm	6354m³/h	ACI4420HH	**206-9802**				

AC Fans

Axial

ebmpapst

- High cooling performance fans with internal rotor shaded-pole motor
- Overload protected using impedance protection
- Connection by lead or pin - Pin connection requires connecting lead
- Approved to **VDE**, **CSA** and **CE**. **UL** Recognised

Diminsions H x W x D (mm)	Voltage V ac	Power Watts	Air Flow m³/h	Noise dB(A)	Bearing Type	Connection Type	Mftrs. List No.	Order Code
80 x 80 x 38	115	8		21	Sleeve	Lead Wires	8830N	960-1473
80 x 80 x 38	115	11		28	Sleeve	Lead Wires	8800N	959-9800
80 x 80 x 38	115	11		34	Sleeve	Lead Wires	8500N	959-9754
80 x 80 x 38	115	11		35	Ball	Lead Wires	8506N	960-1414
80 x 80 x 38	115/220	11	58	31	Sleeve	Lead Wires	8560N	959-9924
80 x 80 x 38	230	9		18	Sleeve	Lead Wires	8880N	960-1481
80 x 80 x 38	230	12.5		24	Sleeve	Lead Wires	8850N	959-9797
80 x 80 x 38	230	12		30	Sleeve	Lead Wires	8550N	959-9762
80 x 80 x 38	230	12		31	Ball	Lead Wires	8556N	960-1422
80 x 80 x 38	115	12	61	34	Sleeve	Lead Wires	8500VW	178-1483
80 x 80 x 38	230	12	50	30	Sleeve	Lead Wires	8550VW	178-1484
92 x 92 x 25	115	5	39	27	Ball	Terminals	3906L	960-1430
92 x 92 x 25	115	9	70	40	Ball	Terminals	3906	960-0922
92 x 92 x 25	230	6	31	24	Ball	Terminals	3956L	960-1449
92 x 92 x 25	230	6	45	29	Ball	Terminals	3956M	960-1465
92 x 92 x 25	115	9	70	40	Sleeve	Terminals	3900	178-1428
92 x 92 x 25	230	11	59	35	Sleeve	Terminals	3950	178-1429
92 x 92 x 25	230	11	59	35	Ball	Terminals	3956	960-0930
92 x 92 x 38	230	12		36	Sleeve	Lead Wires	3650	960-0531
92 x 92 x 38	230	12		37	Ball	Lead Wires	3656	960-0558
119 x 119 x 25	115	12		42	Ball	Terminals	9906	960-0949
119 x 119 x 25	230	9.5		29	Ball	Terminals	9956L	960-1503
119 x 119 x 25	230	14		37	Ball	Terminals	9956	960-0957
119 x 119 x 38	115	18		45	Sleeve	Terminals	4600Z	142-6724
119 x 119 x 38	115	18		45	Ball	Terminals	4606Z	142-6725
119 x 119 x 38	115	10		26	Sleeve	Terminals	4840N	959-9789
119 x 119 x 38	115	9		32	Sleeve	Terminals	4800N	959-9738
119 x 119 x 38	115	18		50	Sleeve	Terminals	4600N	959-9703
119 x 119 x 38	115	18		51	Ball	Terminals	4606N	960-1511
119 x 119 x 38	230	11		25	Sleeve	Terminals	4890N	959-9770
119 x 119 x 38	230	10		30	Sleeve	Terminals	4850N	959-9746
119 x 119 x 38	230	19		40	Ball	Terminals	4656Z	142-6727
119 x 119 x 38	230	19		46	Sleeve	Terminals	4650N	959-9711
119 x 119 x 38	230	19		47	Ball	Terminals	4656N	960-1520
119 x 119 x 38	230	18		51	Ball	Terminals	4656X	142-6728
119 x 119 x 38	230	13	100	40	Sleeve	Terminals	4580Z	151-1298
127 x 127 x 38	115	12	161.9	39	Ball	Terminals	5938	151-1299
127 x 127 x 38	115	17	205.9	46	Sleeve	Terminals	5900	151-1302
127 x 127 x 38	230	18	180	42	Ball	Lead Wires	5950W	178-1454
127 x 127 x 38	230	17	205.9	47	Ball	Lead Wires	5958W	151-1303
127 x 127 x 38	230	17	179.9	47	Ball	Terminals	5958	151-1304
127 x 127 x 38	230	17	179.9	46	Sleeve	Terminals	5950	151-1305
135 x 135 x 38	115	26	270	50	Ball	Terminals	5606S	151-1306
135 x 135 x 38	230	30	235	46	Ball	Terminals	5656S	151-1307

477985

Mftrs. List No.	Order Code	Price Each 1+	5+	10+	15+	25+
8830N	**960-1473**					
8800N	**959-9800**					
8500N	**959-9754**					
8506N	**960-1414**					
8560N	**959-9924**					
8880N	**960-1481**					
8850N	**959-9797**					
8550N	**959-9762**					
8556N	**960-1422**					
8500VW	**178-1483**					
8550VW	**178-1484**					
3906L	**960-1430**					
3906	**960-0922**					
3956L	**960-1449**					
3956M	**960-1465**					
3900	**178-1428**					
3950	**178-1429**					
3956	**960-0930**					
3650	**960-0531**					
3656	**960-0558**					
9906	**960-0949**					
9956L	**960-1503**					
9956	**960-0957**					
4600Z	**142-6724**					
4606Z	**142-6725**					
4840N	**959-9789**					
4800N	**959-9738**					
4600N	**959-9703**					
4606N	**960-1511**					
4890N	**959-9770**					
4850N	**959-9746**					
4656Z	**142-6727**					
4650N	**959-9711**					
4656N	**960-1520**					
4656X	**142-6728**					
4580Z	**151-1298**					
5938	**151-1299**					
5900	**151-1302**					
5950W	**178-1454**					
5958W	**151-1303**					
5958	**151-1304**					

RoHS ● Compliant ▲ Non-compliant

Mftrs. List No.	Order Code	Price Each 1+	5+	10+	15+	25+
5950	**151-1305**					
5606S	**151-1306**					
5656S	**151-1307**					
610mm Connecting Lead						
LZ120	**959-9720**					

Axial Flow

AC

NMB-MAT



- **UL94V-0** plastic impeller and diecast aluminium casing
- Shielded ball bearings
- Impedance protected
- Connection via two 0.11" terminals
- **UL** recognised, **CSA** approved

Dimensions H	W	D	Voltage V ac	Power Watts	Air Flow cu ft/min	Noise dBA@1m	Mftrs. List No.	Order Code
60	60	30	115	4.5	9	29	2412PS-12W-B30-A00	101-2734
80	80	38	230	10	32	33	3115PS-23T-B30-A00	942-0177
80	80	38	115	8.5	32	44	3115FS-12T-B30-A00	154-5824
80	80	38	115	8.5	32	44	3115FS-12W-B30-A00	154-5825
80	80	38	230	8.0	33	44	3115FS-23W-B30-A00	154-5827
92	92	25	115	7.0	20	22	3610PS-12T-B10-A00	154-5828
92	92	25	115	12.0	34.5	33.5	3610PS-12T-B30-A00	154-5829
92	92	25	230	7.0	20	22	3610PS-23T-B10-A00	154-5830
92	92	25	230	13	34.5	34	3610PS-23T-B30-A00	154-5831
119	119	25	115	14.0	70.6	34	4710PS-12T-B30-A00	154-5832
119	119	25	230	14.0	70.6	34	4710PS-23T-B30-A00	154-5833
119	119	38	115	14.4	110	45	4715FS-12T-B50-D00	154-5834
119	119	38	230	14.0	110	110	4715FS-23T-B50-D00	154-5835
119	119	38	115	15.5	102	37	4715MS-12T-B50-A00	154-5836
119	119	38	230	15.0	102	37	4715MS-23T-B50-A00	154-5837
120	119	38	230	15	102	37	4715MS-23T-B5A-A00	942-0185
150	150	38	230	35	212	56	5915PC-23T-B30-A00..	101-2742
172	150	38	115	35.0	212	52	5915PC-12T-B30-A00	154-5839

204298

Dimensions H	W	D	Voltage ac	Order Code	Price Each 1+	10+	25+	50+	100+
60	60	30	115	**101-2734**					
80	80	38	230	**942-0177**					
80	80	38	115	**154-5824**					
80	80	38	115	**154-5824**					
80	80	38	115	**154-5825**					
80	80	38	230	**154-5827**					
92	92	25	115	**154-5828**					
92	92	25	115	**154-5829**					
92	92	25	230	**154-5830**					
92	92	25	230	**154-5831**					
119	119	25	115	**154-5832**					
119	119	25	230	**154-5833**					
119	119	38	115	**154-5834**					
119	119	38	230	**154-5835**					
119	119	38	115	**154-5836**					
119	119	38	230	**154-5837**					
120	119	38	230	**942-0185**					
150	150	38	230	**101-2742**					
172	150	38	115	**154-5839**					

Axial Flow Fans

AC

SUNON

- **CE**, **TUV** approved, **UL** recognised
- Supplied with 300mm lead
- Long life
- Stable operation
- Operating temperature range -10°C to +90°C

Dimensions (mm) H	W	D	Voltage V ac	Current (A)	Power Watts	Air Flow CFM	Noise dB(A)	Speed RPM	Mftrs. List No.	Order Code
80	80	25	220 / 240	0.07	14	22	32.25	2675	SF23080AT/2082HBL.GN	960-6190
80	80	38	220 / 240	0.09	14	30	35	2675	SF23080A/2083HSL.GN	960-6238
80	80	38	115	0.15	14	31	32	2400	SF11580A 1083HBL.GN	156-8510
80	80	38	220 / 240	0.09	18	31	32	2400	SF23080A 2083HBL.GN	156-8511
92	92	25	220 / 240	0.07	14	37	38.5	2600	SF23092A/2092HBL.GN	960-6203
92	92	25	115	0.07	7	28	31	1800	SF11592A 1092MBL.GN	156-8512
92	92	25	220 / 240	0.07	15	35	35	2200	SF23092A 2092MBL.GN	156-8513
120	120	25	220 / 240	0.10	19	80	45	2225	DP201AT/2122HBL.GN	960-6220
120	120	25	115	0.12	12.5	54	37	1700	SP103AT 1122LBL.GN	156-8514
120	120	25	115	0.21	19	80	44	2150	SP101AT 1122HBL.GN	156-8515
120	120	25	220 / 240	0.07	14	54	37	1700	DP203AT 2122LBL.GN	156-8517
120	120	38	115	0.21	20	105	45.5	2725	SP101A/1123HSL.GN	960-6246
120	120	38	220 / 240	0.125	20	78	47	2725	DP201A/2123HSL.GN	960-6254
120	120	38	115	0.13	11	78	37	2150	SP103A 1123LBL.GN	156-8518
120	120	38	115	0.21	20	107	45	2750	SP101A 1123HBL.GN	156-8519
120	120	38	220 / 240	0.06	10	49	37	2150	DP203A 2123LBL.GN	156-8520
120	120	38	220 / 240	0.125	20	80	45	2750	DP201A 2123HBL.GN	156-8521

505419

Mftrs. List No.	Order Code	Price Each 1+	10+	25+
SF23080AT/2082HBL.GN	**960-6190**			
SF23080A/2083HSL.GN	**960-6238**			
SF11580A 1083HBL.GN	**156-8510**			
SF23080A 2083HBL.GN	**156-8511**			
SF23092A/2092HBL.GN	**960-6203**			
SF11592A 1092MBL.GN	**156-8512**			
SF23092A 2092MBL.GN	**156-8513**			
DP201AT/2122HBL.GN	**960-6220**			
SP103AT 1122LBL.GN	**156-8514**			
SP101AT 1122HBL.GN	**156-8515**			
DP203AT 2122LBL.GN	**156-8517**			
SP101A/1123HSL.GN	**960-6246**			
DP201A/2123HSL.GN	**960-6254**			
SP103A 1123LBL.GN	**156-8518**			
SP101A 1123HBL.GN	**156-8519**			
DP203A 2123LBL.GN	**156-8520**			
DP201A 2123HBL.GN	**156-8521**			

AC Axial Fan

MagLev Series

SUNON

- Low profile windings
- Higher airflow
- Low power consumption
- Quiet operation
- 300mm lead connection
- **CE**, **TUV** Approved, **UL** Recognised

Diminsions (mm) H	W	D	Voltage V ac	Current Consumption (A)	Power Watts	Air Flow CFM	Noise dB(A)	Speed RPM	Mftrs. List No.	Order Code
60	60	25	115	0.191	3.6	18	30	4100	MA1062-HVL.GN	156-8501
60	60	25	220 / 240	0.198	4.1	18	30	4100	MA2062-HVL.GN	156-8502
70	70	25	115	0.208	3.7	29	30	3800	MA1072-HVL.GN	156-8503
70	70	25	220 / 240	0.207	4.3	29	30	3800	MA2072-HVL.GN	156-8505
80	80	25	115	0.112	3.6	41	32	3200	MA1082-HVL.GN	156-8506
80	80	25	220 / 240	0.102	4.6	41	32	3200	MA2082-HVL.GN	156-8507
92	92	25	115	0.114	3.6	54	31	2900	MA1092-HVL.GN	156-8508
92	92	25	220 / 240	0.103	4.6	54	31	2900	MA2092-HVL.GN	156-8509

506801

Mftrs. List No.	Order Code	Price Each 1+	10+	25+	50+	100+
MA1062-HVL.GN	**156-8501**					
MA2062-HVL.GN	**156-8502**					
MA1072-HVL.GN	**156-8503**					
MA2072-HVL.GN	**156-8505**					
MA1082-HVL.GN	**156-8506**					
MA2082-HVL.GN	**156-8507**					
MA1092-HVL.GN	**156-8508**					
MA2092-HVL.GN	**156-8509**					

119mm - Compact

AC Max

ebmpapst

- AC motor with completely integrated drive and control electronics.
- High efficiency and very low power consumption.
- Compatible with worldwide line voltage.
- Fan of fibre-glass reinforced plastic, PBTP housing and PA impellor.
- Air exhaust over struts, rotational direction clockwise looking at rotor.
- External connection via 2 leads AWG22 TR64, stripped and tinned ends.
- Low Mass 325g

H = 119, W = 119, D = 32mm

Voltage Range V ac	Power Watts	Air Flow cu ft/min	Air Flow m^3/h	Noise dBA	Operating Temp °C	Mftrs. List No.	Order Code
85 to 265	11	120	204	51	-20°C to +70°C	AC4300 H	129-3476

449782

Dimensions (mm) H	W	D	Voltage	Order Code	Price Each 1+	5+	10+	25+	50+
119	119	64	85 to 265VAC	**129-3476**					

i-Buy

INTELLIGENT ONLINE BUYING SYSTEM PROVIDING

Complete cost control, reduced administration time, visibility of your spend, flexibility and personalised to your company's needs.

farnell.com/ibuy

150mm

- Efficient, low noise fans
- Thermally protected shaded pole motor.
- **VDE** approved, **UL** recognised, **CSA** certified
- Fitted with ball bearings.

Life expectancy >50000 hours

Dia=150mm, D=55mm, Width=172mm
Mounting Holes=162mm
Cut-out ∅=147
Fix. Centres=162 x 4.5

Voltage V ac	Power Watts	Air Flow cu ft/min	Air Flow ltrs/sec	Noise dBA@1m	Operating Temp °C	Lead Length	Mftrs. List No.	Order Code
110	39	223.6	109	52	-30 to +65	330	W2S130-AA25-01	959-9894
240	40	223.6	97	49	-30 to +65	330	W2S130-AA03-01	959-9908
115	38	223.6	380	53	Max.80	Terminals	W2S130-AA25-44	142-6718
230	38	223.6	380	53	Max.70	Terminals	W2S130-AA03-44	142-6719
115	47	250.1	380	60	Max.50	330	W2S130-BM15-01	151-1293
230	47	250.1	380	60	Max.50	330	W2S130-BM03-01	151-1295
110/240	40	223.6	97	49	-30 to +65-3065	330	W2S130-AA03-49	959-9916

204285

Voltage	Dimensions (mm) Dia. x D	Order Code	Price Each 1+	5+	10+	15+
110VAC	150 x 55	**959-9894**				
240VAC	150 x 55	**959-9908**				
115VAC	150 x 55	**142-6718**				
230VAC	150 x 55	**142-6719**				
115VAC	150 x 55	**151-1293**				
230VAC	150 x 55	**151-1295**				
110/240VAC	150 x 55	**959-9916**				

172x151x51mm

- Alveolate motor with thermal cut off, low operating temperature and low energy consumption
- Ball bearing
- **UL, CSA, CE** and **TUV** approved
- Supplied with either lead wire or terminal
- Weight: 908g

H=172, W=151, D=51

Voltage V ac	Power Watts	Air Flow cu ft/min	Speed RPM	Noise dBA	Lead wire/ Terminal	Mftrs. List No.	Order Code
115	25/27	203/239	2800/3200	51/58	Lead wire	A1175-HBL TC.GN	118-1501
115	25/27	203/239	2800/3200	51/58	Terminal	A1175-HBT TC.GN	118-1502
230	25/26	203/239	2800/3200	51/58	Lead wire	A2175-HBL TC GN	118-1504
230	25/26	203/239	2800/3200	51/58	Terminal	A2175-HBT TC GN	118-1507

311522.336187

Mftrs. List No.	Voltage	Order Code	Price Each 1+	10+	25+	50+	100+
A1175-HBL TC.GN	115V	**118-1501**					
A1175-HBT TC.GN	115V	**118-1502**					
A2175-HBL TC GN	230V	**118-1504**					
A2175-HBT TC GN	230V	**118-1507**					

172x51mm

- Alveolate motor with thermal cut off, low operating temperature and low energy consumption
- Ball bearing
- **UL, CSA, CE** and **TUV** approved
- Supplied with either lead wire or terminal
- Weight: 908g

Dia. = 172, D: 51

Voltage V ac	Power Watts	Air Flow cu ft/min	Speed RPM	Noise dBA	Lead wire/ Terminal	Mftrs. List No.	Order Code
230	25/26	203/239	2800/3200	51/58	Lead wire	A2175-HBL TC.R GN	118-1505
230	25/26	203/239	2800/3200	51/58	Terminal	A2175-HBT TC.R GN	118-1508

311523.336188

Mftrs. List No.	Voltage	Order Code	Price Each 1+	10+	25+	50+	100+
A2175-HBL TC.R GN	230V	**118-1505**					
A2175-HBT TC.R GN	230V	**118-1508**					

172mm

- Metal fan housing and impeller
- Thermally protected external rotor capacitor motor
- Fitted with ball bearings
- **VDE,** and **CSA** approved, **UL** recognised

H=150, W=172, D=38
Dia=172, D=51

Voltage V ac	Power Watts	Air Flow cu ft/min	ltrs/sec	Noise dBA@1m	Operating Temp °C	Mftrs. List No.	Order Code
115	24	229.5	108.2	57	-30°C to +80°C	7006ES	960-1120
230	29	194.2	91.5	52	-30°C to +65°C	7056ES	960-1139
115	24	230	230	57	Max.70°C	W2E142-BB05-01	142-6712
115	29	284.3	138.7	58	-30°C to +75°C	6028ES	960-1147
230	26	247.2	116.6	54	-30°C to +75°C	6078ES	960-1155
230	26	258.9	294.2	60	Max.70°C	W2E143-AA09-01	142-6716
115	29	294.2	258.9	58	Max.75°C	W2E143-AB15-01	142-6715
230	29	294.2	294.2	58	Max.75°C	W2E143-AB09-01	142-6717

204339

Dimensions H	W	D	Voltage	Order Code	Price Each 1+	10+	25+	50+	100+
150	172	38	115V ac	**960-1120**					
150	172	38	230V ac	**960-1139**					
150	172	38	115VAC	**142-6712**					
Dia.172		51	115V ac	**960-1147**					
Dia.172		51	230V ac	**960-1155**					
Dia.172		51	230VAC	**142-6716**					
Dia.172		51	115VAC	**142-6715**					
Dia.172		51	230VAC	**142-6717**					
Finger Guards									
150mm	150mm			**117-1810**					
172mm	172mm			**117-1812**					

Tubeaxial

Integrated Drive and Control Electronics

- Motor with completely integrated drive and control electronics.
- High efficiency and very low power consumption.
- Ball bearings
- Metal fan housing, impellor of fibre-glass reinforced plastic PA.
- Air exhaust over struts, rotational direction counter clockwise looking at rotor.
- External connection via 2 leads AWG22 TR64, stripped and tinned ends.

Voltage Range V ac	Power Watts	Air Flow cu ft/min	Air Flow m^3/h	Noise dBA	Operating Temp °C	Mftrs. List No.	Code
85 to 265	13.5	206	350	50	-20°C to +70°C	AC6200 NM	129-3477

449783

Dimensions (mm) Dia.	Depth	Voltage	Order Code	Price Each 1+	5+	10+	25+	50+
AC Series								
171.5	83.3	115 / 230VAC	**129-3477**					

171.5mm, 225mm

230V ac



- Robust all-metal construction
- Ball bearings
- Reverse mounting for sucking or blowing
- Locked rotor protection by built-in thermal cut-out
- Mounting in any position
- **CSA, VDE** approved, **UL** recognised

Air Flow (l/s)	Dimensions H	W	D	Impeller ∅	Noise Level dBA@1m	Mftrs. List No.	Order Code
104	171.5		51	143	54	6058ES	960-1198
257	225	225	80	200	59	W2E200-HH38-01	960-1201
925	225	225	80		59	W2E200-HH86-01	178-1425

213833

Type	Mftrs. List No.	Order Code	Price Each 1+	5+	10+
Fans					
AC Compact	6058ES	**960-1198**			
AC Compact	W2E200-HH38-01	**960-1201**			
AC Compact	W2E200-HH86-01	**178-1425**			
Finger Guards					
171mm	04013-2-4039	**117-1827**			
225mm	78128-2-4039	**117-1828**			

RadiCal AC Centrifugal Fan

230VAC

ebmpapst

NEW

- Meets the efficiency requirements of the ErP directive
- Ideal for sucking applications against pressure systems, example: extraction from hoods and cabinets
- Non-overloading characteristics
- Utilises external rotor motors
- Built-in thermal protection
- Maintenance-free ball bearings
- Operation possible without scroll

663221

Fan Size	Flow Rate	Mftrs. List No.	Order Code	Price Each 1+	5+	10+	+
250∅ x 99mm	905m³/h	R2E250-RA50-01	**212-8012**●				

254x89mm

SUNON

- Alveolate motor with thermal cut off, low operating temperature and low energy consumption
- Ball bearing
- **UL** recognised, **CSA, CE** and **TUV** approved
- Supplied with solder terminals
- Weight: 2000g

Dia. = 254, D: 89

Voltage V ac	Power Watts	Air Flow cu ft/min	Speed RPM	Noise dBA	Mftrs. List No.	Order Code
115	26/23	600/500	1400/1600	50/52	A1259-MBT TC.GN	118-1503
230	30/30	600/500	1400/1600	50/52	A2259-MBT TC.GN	118-1509

311524336189

Mftrs. List No.	Voltage	Order Code	Price Each 1+	10+	25+	50+	100+
A1259-MBT TC.GN	115V	**118-1503**●					
A2259-MBT TC.GN	230V	**118-1509**●					

AC Axial Fan

ebmpapst

- Reliable and rugged plate fans suitable for industrial application
- External rotor motor gives good speed control and energy efficiency
- Sickle blades provide lower sound levels, higher pressure development and improved air flow
- Insulation class F (unless otherwise stated) motor with maintenance free sealed for life bearings
- Terminal box protected by **IP 54**
- Galvanised painted wall plate with full bell-mouth and inlet guard

Voltage	Power Input	Air Flow	Noise (dBA)	Dimensions (WxHxD)	Weight	Mftrs. List No.	Order Code
ac, 50/60Hz	47W	945m³/h	44	370 x x 49	3.4kg	W4S250-DI02-06*	101-1725
230V ac, 50/60Hz	120W	2441m³/h	49	430 x x 62	7.3kg	W4E315-DP18-38	101-1726
230V ac, 50/60Hz	180W	3110m³/h	54	485 x x 68	6.8kg	W4E350-DP06-39	101-1727
230V ac, 50/60Hz	300W	5000m³/h	61	540 x x 86	7.3kg	W4E400-DS02-38	101-1729
230V ac, 50/60Hz	470W	6732m³/h	61	576 x x 86	9.6kg	W4E450-DV01-38	101-1731

Note: * Denotes Class B Motor

416707

Mftrs. List No.	Order Code	Price Each 1+	2+	5+
W4S250-DI02-06	**101-1725**●			
W4E315-DP18-38	**101-1726**●			
W4E350-DP06-39	**101-1727**●			
W4E400-DS02-38	**101-1729**●			
W4E450-DV01-38	**101-1731**●			

AC Energy Efficient Fan

iQ Series

ebmpapst

NEW

Motor - H = 83, W = 83, D = 82mm

- High efficiency of up to 65%
- Constant speed, even in the event of voltage fluctuations
- High running smoothness due to low-friction bearing system
- Intelligent electronics with n-control, overload and locked-rotor protection
- Conventional AC technology can be replaced easily
- Identical accessories and dimensions to Q-motor
- Long service life due to maintenance-free ball bearings
- One solution replaces multiple sizes of comparable AC motors
- Motor has IP54 protection classification

The new EC motor is no different on the exterior from the tried-and-tested shaded-pole motors. However, the EC technology on the inside has a significant effect on the efficiency. This allows immediate energy-savings of up to 70%. At the same time, the integrated electronics provide intelligent open and closed-loop control options that conventional technology lacks.The axial impellers with diameters of 154 to 254 mm can be installed on the new iQ-motor. The same holds true for the mounting flange, the wall ring and the guard grille. The mains cable is all that is necessary for the electrical connection. These motors are designed for a rated voltage 230 V ac at a power frequency of 50 Hz. The maximum power output is up to 10 watts.

555490

Nominal Voltage	Mftrs. List No.	Order Code	Price Each 1+	5+	10+	25+
Motor - 230V ac						
230VAC	55330 01083	**178-1506**●				
Fan Guard						
270 x 290 x 17.5mm	50971-2-4039	**178-1523**●				
Impellers						
154mm - 22°	73801-2-3634	**178-1507**●				
154mm - 28°	73802-2-3634	**178-1508**●				
154mm - 34°	73803-2-3634	**178-1511**●				
172mm - 22°	73804-2-3634	**178-1512**●				
172mm - 28°	73805-2-3634	**178-1513**●				
172mm - 34°	73806-2-3634	**178-1514**●				
200mm - 22°	73807-2-3634	**178-1515**●				
200mm - 28°	73808-2-3634	**178-1516**●				
200mm - 34°	73809-2-3634	**178-1517**●				
230mm - 22°	73810-2-3634	**178-1518**●				
230mm - 28°	73811-2-3634	**178-1519**●				
230mm - 34°	73812-2-3634	**178-1520**●				
254mm - 22°	73813-2-3634	**178-1521**●				
Wall Rings						
154mm	52542-2-4037	**178-1524**●				
172mm	52543-2-4037	**178-1525**●				
200mm	52544-2-4037	**178-1526**●				
230mm	52545-2-4037	**178-1527**●				
254mm	52546-2-4037	**178-1528**●				
Mounting Brackets						
154mm	71881-2-4053	**178-1529**●				
172mm	71882-2-4053	**178-1530**●				
200 & 230mm	71883-2-4053	**178-1531**●				
254mm - V1	71884-2-4053	**178-1532**●				
254mm - V2	71885-2-4053	**178-1533**●				

19" Rack Fan Trays

230V ac, 50 Hz

ebmpapst



- Tray incorporates standard design AC shaded pole compact fans
- Impedance protected against overload
- Enclosure manufactured from anti-corrosion finish sheet steel
- Metal fan housing and impeller

Dimensions (mm) H	W	D	Power W	Air Flow Total m³/h	Free air m³/h	Noise dBA	Mftrs. List No.	Order Code
3 Fan Tray								
43.25	436	214	59	480	395	54.3	FT300XL30-01	169-8058
43.25	436	214	59	480	395	54.3	FT300SL30-01	169-8061
43.25	436	214	59	480	395	54.3	FT300SP30-01	169-8062
6 Fan Tray								
43.25	436	333	119	960	785	56.8	FT600XL30-01	169-8063
43.25	436	333	119	960	785	56.8	FT600SL30-01	169-8064
43.25	436	333	119	960	785	56.8	FT600SP30-01	169-8065
9 Fan Tray								
43.25	436	473	179	1440	1180	58	FT900XL30-01	169-8066
43.25	436	473	179	1440	1180	58	FT900SL30-01	169-8067
43.25	436	473	179	1440	1180	58	FT900SP30-01	169-8068

532262

Number of Fans	Terminal Type	Mftrs. List No.	Order Code	Price Each 1+	5+	10+	25+
3	Lead	FT300XL30-01	**169-8058**●				
3	Lead / Switch	FT300SL30-01	**169-8061**●				
3	IEC Plug / Switch	FT300SP30-01	**169-8062**●				
6	Lead	FT600XL30-01	**169-8063**●				
6	Lead / Switch	FT600SL30-01	**169-8064**●				
6	IEC Plug / Switch	FT600SP30-01	**169-8065**●				
9	Lead	FT900XL30-01	**169-8066**●				
9	Lead / Switch	FT900SL30-01	**169-8067**●				
9	IEC Plug / Switch	FT900SP30-01	**169-8068**●				

The first online technical portal for design engineers
Log on, research, refine and design

Axial Flow Fans - DC Voltage

Mighty Mini - Sub-centimetre

3V dc - Fan and Blower

- Patented, sub-centimetre micro-sized technology
- Super low noise
- Low power consumption
- Designed to meet the heat dissipation needs of next generation PDAs, smart phones, GPS, and palm-top computers

	Dimensions H x W x D (mm)	Voltage Range V dc	Power Watts	Air Flow l/min	Speed RPM	Noise dBA/5cm	Mftrs. List No.	Order Code
Fan	15 x 15 x 3	2.0 to 3.5	0.1	8.75	14500	30.9	UF3F3-500	184-2865
Blower	9 x 9 x 3	2.2 to 3.5	0.09	1.13	15000	30	UB393-100	138-0654
Blower	12 x 12 x 3	2.0 to 3.5	0.13	2	10000	24.6	UB3C3-100	156-8525
Blower	15 x 15 x 3	2.0 to 3.5	0.13	3.1	8000	27.9	UB3F3-100	156-8526

475216

Mftrs. List No.	Voltage	Order Code	Price Each 1+	10+	25+	50+	100+
Miniature Fan							
UF3F3-500	3VDC	NEW **184-2865**					
Miniature Blower							
UB393-100	3VDC	**138-0654**					
UB3C3-100	3VDC	**156-8525**					
UB3F3-100	3VDC	**156-8526**					

Micro Slim - 6mm Deep

5 V dc

- 25, 30 and 40mm micro slim fans
- Ideal for precision cooling or compact equipment
- Patented single coil brushless 8 pole motor
- Locked rotor protection
- Precision ball bearings
- **UL** Recognised

Operating Voltage 5V dc
Operating temperature -10°C to +70°C
Operating Life 50000 hrs

Dimensions H	W	D	Type	Power Watts	Air Flow cu ft/min	ltrs/sec	Noise dBA @ 1m	Order Code
25	25	6	Low Noise, 25mm	0.4	1.2	0.57	21	960-6114
25	25	6	Standard,25mm	0.6	1.6	0.76	29	960-6106
30	30	6	Low Noise,30mm	0.45	2.4	1.15	20	960-6149
30	30	6	Standard,30mm	0.65	3	1.43	25	960-6130
40	40	6	Low Noise,40mm	0.5	4.35	2.07	22	960-6173
40	40	6	Standard,40mm	0.7	5.5	2.6	26	960-6165

204367

	Voltage V dc	Order Code	Price Each 1+	10+	25+	50+	100+
25mm							
Low Noise	5	**960-6114**					
Standard	5	**960-6106**					
30mm							
Low Noise	5	**960-6149**					
Standard	5	**960-6130**					
40mm							
Low Noise	5	**960-6173**					
Standard	5	**960-6165**					

DC Axial Fan

Super Green Fan

H = 40, W = 40, D = 28mm

Dedicated to low energy use, Sunon's sealed-motor technology raises the air flow and increases the air volume by 10 per cent.
Compared to other products with similar rotation speeds, the Sunon Super Green Fan consumes nearly 50 per cent less power than its predecessors, meeting the eco demands for high efficiency and low power consumption.
The sealed motor is protected by EMC and EMI and meets Class B requirements.
With a perfectly matched high-efficiency motor and impeller blades, the Super Green Fan reduces vibration within the system, lowers fan vibration by up to 38 per cent and prolongs the lifespan of both the fan and the entire system.
Characteristics include: a three-phase motor for low power consumption; an integral thermal solution design for greater airflow and better flow concentration; a sealed motor to increase the efficiency and reduce the power consumption; super-stable running to reduce the vibration range; and emit low noise levels.

- Auto restart
- 3rd wire signal
- 150mm leads
- High speed - 19000rpm
- Airflow 25.6 CFM
- 3 phase, 4 pole brushless motor
- Dual ball bearings

605806

Mftrs. List No.	Voltage	Order Code	Price Each 1+	10+	25+	50+
SG40281B1-0000-G99	12VDC	**181-5852**				

Axial Fan

DC Voltage

- Plastic housing
- Plastic impeller
- Inflammabilité UL 94V-0
- 300mm Lead wire connections
- Operating temperature from -10°C to +70°C
- Locked rotor protection

NEW

Dimensions (mm) H	W	D	Voltage V dc	Power Watts	Air Flow cu ft/min	Noise dBA@1m	Bearing Type	Mftrs. List No.	Order Code
50	50	15	12	1.74	18.6	40.1		MC35357	182-6913
60	60	15	12	1.92	25.2	36.2		MC35349	182-6904
80	80	25	12	1.1	33	28		MC35352	182-6908
80	80	25	12	1.7	37	30		MC35351	182-6907
80	80	25	12	1.7	41	33		MC35350	182-6905
92	92	25	12	1.6	45	32		MC35347	182-6903
92	92	25	12	1.3	39.6	28		MC35353	182-6909
80	80	25	24	1.4	37	30		MC35346	182-6902
80	80	25	24	1.8	41	33		MC35354	182-6910
92	92	25	24	1.3	39.5	28		MC35355	182-6911
92	92	25	24	1.6	45	32		MC35348	182-6914

610299

Voltage V dc	Dimensions (mm) H	W	D	Order Code	Price Each 1+	10+	25+	50+	100+
12	50	50	15	**182-6913**					
12	60	60	15	**182-6904**					
12	80	80	25	**182-6908**					
12	80	80	25	**182-6907**					
12	80	80	25	**182-6905**					
12	92	92	25	**182-6903**					
12	92	92	25	**182-6909**					
24	80	80	25	**182-6902**					
24	80	80	25	**182-6910**					
24	92	92	25	**182-6911**					
24	92	92	25	**182-6914**					

Axial Fans

DC Voltage

- Plastic housing
- Plastic impeller
- Ball and Sleeve bearing versions
- Lead wire connections
- Patented single coil brushless 8 pole motor
- Locked rotor protection

Dimensions H	W	D	Voltage V dc	Power Watts	Air Flow cu ft/min	Noise dBA@1m	Bearing Type	Mftrs. List No.	Order Code
40	40	10	5					MC36256	192-4855
40	40	10	12					MC36257	192-4856
40	40	20	5					MC36258	192-4857
50	50	10	5					MC36260	192-4858
50	50	10	12					MC36261	192-4859
120	120	25	12					MCEEC0251B2-0000-A99	192-4860
120	120	25	24					MC36276	192-4861
120	120	38	12					MC36277	192-4863
120	120	38	24					MC36280	192-4864

504993

Voltage V dc	Dimensions H	W	D	Order Code	Price Each 1+	10+	25+	50+	100+
5	40	40	10	**192-4855**					
12	40	40	10	**192-4856**					
5	40	40	20	**192-4857**					
5	50	50	10	**192-4858**					
12	50	50	10	**192-4859**					
12	120	120	25	**192-4860**					
24	120	120	25	**192-4861**					
12	120	120	38	**192-4863**					
24	120	120	38	**192-4864**					

FREE GLOBAL LEGISLATION SUPPORT
RoHS, REACH, WEEE, ErP, Batteries Directive - latest updates, free white papers and live online Q&A at **element14.com/legislation**

Axial Fans - DC

Maglev motor

multicomp

- Stable operation
- Plastic impeller
- Long life
- Plastic housing
- Magnetic Levitation
- GM range supplied with 300mm lead

Dimensions H	W	D	Voltage V dc	Power Watts	Air Flow cu ft/min	Noise dBA@1m	Bearing Type	Mftrs. List No.	Order Code
Green Motor Fan									
25	25	6	5	0.4	1.2	21	Ball	MCGM0502PEV2-8.N.GN	960-6114
25	25	6	5	0.6	1.6	29		MCGM0502PEV1-8.N.GN	960-6106
30	30	6	5	0.45	2.4	20	Ball	MCGM0503PEV2-8.N.GN	960-6149
30	30	6	5	0.65	3	25	Ball	MCGM0503PEV1-8.N.GN	960-6130
40	40	6	5	0.5	4.35	22		MCGM0504PEV2-8.GN	960-6173
40	40	6	5	0.7	5.5	26	Ball	MCGM0504PEV1-8.GN	960-6165

609921

Voltage	Dimensions				Price Each				
V dc	H	W	D	Order Code	1+	10+	25+	50+	100+
Green Motor Fan									
5	25	25	6	**960-6114**					
5	25	25	6	**960-6106**					
5	30	30	6	**960-6149**					
5	30	30	6	**960-6130**					
5	40	40	6	**960-6173**					
5	40	40	6	**960-6165**					

DC Axial Fans

Low Noise and Low Vibration

SANYO DENKI

- Brushless DC motor with plastic fan housing and impeller
- Low noise - Better than 3db reduction in sound pressure
- Low vibration - Reduced by 50%
- 12V Rated operating voltage
- Current blocking function
- Reverse polarity protection

549316

Version	Voltage	Mftrs. List No.	Order Code	Price Each 1+	5+	10+	25+
60 x 60 x 25mm							
High Speed	12VDC	9S0612H4011	**175-5863**				
Fast Speed	12VDC	9S0612F4011	**175-5864**				
Medium Speed	12VDC	9S0612M4011	**175-5865**				
80 x 80 x 25mm							
Fast Speed	12VDC	9S0812F4011	**175-5866**				
Medium Speed	12VDC	9S0812M4011	**175-5867**				
Medium Speed	24VDC	9S0824M4011	NEW **210-2127**				
Low Speed	12VDC	9S0812L4011	**175-5868**				
92 x 92 x 25mm							
Fast Speed	12VDC	9S0912F4011	**175-5871**				
Medium Speed	12VDC	9S0912M4011	**175-5872**				
Medium Speed	24VDC	9S0924M4011	NEW **210-2128**				
Low Speed	12VDC	9S0912L4011	**175-5873**				
120 x 120 x 25mm							
Fast Speed	12VDC	9S1212F4011	**175-5874**				
Medium Speed	12VDC	9S1212M4011	**175-5875**				
Low Speed	12VDC	9S1212L4011	**175-5876**				

TROUBLESHOOTING TIPS

Chat online to one of our technical engineers at **farnell.com**

Long Life

SANYO DENKI

- Up to 10 years (100,000 hours) continuous operation @ 60°C ambient
- Diecast aluminium housing with **UL94V-1** plastic impeller
- Oversize ball bearings
- Reverse polarity and locked rotor protection
- Connection by two 300mm, 24Awg leads
- Conforms to **EN609-50**

Life expectancy >200,000 hrs (120mm), >100,000 hrs (80mm, 92mm and 140mm)

Fan size	40mm	60mm	80mm	92mm	120mm
Cut-out ∅	38	63	78	89	117
Fixing centres	32	50	71.5	82.5	104.8
Fixing hole ∅	3.5	4.5	4.3	4.3	4.3

Dimensions H	W	D	Voltage V dc	Power Watts	Air Flow cu ft/min	Air Flow ltrs/sec	Noise dBA @ 1m	Mftrs. List No.	Order Code
40	40	28	12	1.8	13.1	0.37	40	9L0412H301	131-8956
40	40	28	12	3.72	18.4	0.52	48	9L0412J301	131-8958
60	60	25	12	1.32	18.7	18.7	28	109L0612H402	994-7990
60	60	25	24	1.44	18.7	18.7	28	109L0624H402	994-8007
80	80	25	12	2.1	37.4	17.73	32	109L0812H402	994-8198
80	80	25	24	2.1	37.4	17.73	32	109L0824H402	994-8201
92	92	25	12	2.5	48.9	23	33	109L0912H402	994-8210
92	92	25	24	2.8	48.9	23	33	109L0924H402	994-8228
120	120	38	12	4.8	106	50	41	109L1212H102	994-8236
120	120	38	24	5	106	50	41	109L1224H102	994-8244
120	120	38	48	5.7	106	50	41	109L1248H102	994-8163
140	140	51	24	14.4		98.5	52	109L1424H502	994-8180

204322

Size H	W	D	Voltage V dc	Order Code	Price Each 1+	5+	10+	20+
40	40	28	12	**131-8956**				
40	40	28	12	**131-8958**				
60	60	25	12	**994-7990**				
60	60	25	24	**994-8007**				
80	80	25	12	**994-8198**				
80	80	25	24	**994-8201**				
92	92	25	12	**994-8210**				
92	92	25	24	**994-8228**				
120	120	38	12	**994-8236**				
120	120	38	24	**994-8244**				
120	120	38	48	**994-8163**				
140	140	51	24	**994-8180**				

DC Axial Fans

Counter rotating

SANYO DENKI
San Ace

NEW

Counter rotating fans combine two axial flow fans and use a method where the front and back driving blades rotate in opposite directions. The blade and the frame shape for these fans were designed to improve the aerodynamic characteristics, thus providing large air flow and high static pressure while ensuring low noise. Thus these fans provide higher performance than is possible by mounting two fans in tandem.

- Plastic frame (Flammability: UL94V-0)
- Plastics impeller (Flammability: UL94V-1)
- 10.8 to 13.2V dc operating voltage
- Current blocking function
- Reverse polarity protection
- Operating Temperature -10°C to +70°C
- Life Expectancy 40,000 hours
- Lead Wire connections - 4 for inlet fan, 4 for outlet fan

635968

Dimensions H/W x D	Mftrs. List No.	Order Code	Price Each 1+	5+	10+	25+
38 x 48mm	9CRA0312P4K03	**190-7868**				
40 x 48mm	9CRA0412P4K03	**190-7869**				
60 x 51mm	9CR0612P5G03	**190-7865**				
80 x 80mm	9CR0812P8H03	**190-7866**				
120 x 76mm	9CR1212P0G03	**190-7867**				

IMPROVED BACK ORDER DELIVERY

Receive email updates with the exact status, due date and despatch information of all your back order items **farnell.com**

Axial Flow Fans - DC Voltage - continued

DC Axial Fans

Oil and Water Mist Proof

SANYO DENKI
San Ace

NEW

- Plastic frame (Flammability: UL94V-0)
- Plastics impeller (Flammability: UL94V-1)
- 24V dc nominal operating voltage
- Can be used in an oil mist environment (Cutting oil)
- IP55 Protection
- Operating Temperature -10°C to +70°C
- Life Expectancy 40,000 hours
- 3 x Lead Wire connections

636030

Dimensions H/W x D	Mftrs. List No.	Order Code	Price Each 1+	5+	10+	25+
40 x 20mm	9WF0424H601	**190-7881**				
60 x 20mm	9WF0624H601	**190-7882**				
80 x 25mm	9WF0824S401	**190-7883**				
92 x 32mm	9WF0924H201	**190-7884**				
120 x 38mm	9WF1224H101	**190-7885**				

DC Axial Fan

Counter rotating - Low Vibration

SANYO DENKI
San Ace

NEW

Counter rotating fans combine two axial flow fans and use a method where the front and back driving blades rotate in opposite directions. The blade and the frame shape for this fan was designed to improve the aerodynamic characteristics, thus providing large air flow and high static pressure while ensuring low noise and very low vibration. Thus this fan provide higher performance than is possible by mounting two fans in tandem.

- Aluminium frame
- Plastics impeller (Flammability: UL94V-1)
- Low vibration type
- 10.8 to 13.2V dc operating voltage
- Current blocking function
- Reverse polarity protection
- Operating Temperature -10°C to +70°C
- Life Expectancy 40,000 hours
- Lead Wire connections - 4 for inlet fan, 4 for outlet fan

636163

Dimensions H/W x D	Mftrs. List No.	Order Code	Price Each 1+	5+	10+	25+
40 x 56mm	9CRE0412P5J03	**190-7870**				

Ultra Slim

micronel

- Brushless, low noise, ultra slim fans
- Glass-fibre reinforced plastic housing
- Reverse polarity protected
- Life expectancy in excess of 30,000 hours

204314

Voltage (DC)	Mftrs. Lit No.	Order Code	Price Each 1+	10+	25+	50+
40 x 12mm - Ball Bearing						
5V	F41MM-005XK-9V	**117-5746**				
12V	F41MM-012XK-9V	**117-5747**				
24V	F41MM-024XK-9V	**117-5748**				
62 x 15mm - Sleeve Bearing						
5V	F62MM-005GK-0V	**117-5751**				
24V	F62MM-024GK-0V	**117-5753**				

Axial Fans

DC Voltage

ebmpapst

- Glass reinforced plastic housing (Except 127mm and 135mm which are metal)
- Plastic impeller
- Ball or sleeve bearing
- Lead wire connections
- Electronically commutated external rotor motor
- Fully integrated communication electronics
- Electronic protection against reverse polarity, blocking and overloading
- Approvals - According to type (Please see Data-Sheet for details)

Dimensions H	W	D	Voltage V dc	Power Watts	Air Flow cu ft/min	Noise dBA@1m	Bearing	Mftrs. List No.	Order Code
25	25	8	5	0.2	1.2	12	Sleeve	255M	960-0710
25	25	8	5	0.4	1.9	15	Sleeve	255N	960-0728
25	25	8	5	0.6	2.6	28	Sleeve	255H	960-0736
25	25	8	12	0.5	1.9	15	Sleeve	252N	960-0744
40	40	10	5	0.7	4.7	26	Sleeve	405F	960-0620
40	40	10	5	0.9	5.3	26	Sleeve	405FH	178-1430
40	40	10	12	0.7	4.7	26	Sleeve	412F	960-1260
40	40	10	12	0.8	5.3	29	Sleeve	412FH	960-1279
40	40	10	24	0.7	4.7	26	Sleeve	414F	960-1295
40	40	20	5	0.9	5.9	18	Sleeve	405	960-0639
40	40	20	12	0.9	5.9	18	Sleeve	412	960-1287
40	40	20	12	1.6	7.9	29	Sleeve	412H	178-1433
40	40	20	24	0.9	5.9	18	Sleeve	414	960-1309
40	40	25	12	2.4	11.2	39	Ball	412J	129-3489
40	40	25	12	2.9	12.9	43	Ball	412JH	960-0760
40	40	25	12	3.2	14.1	46	Ball	412JHH	960-0779
40	40	25	24	2.4	11.2	39	Ball	414J	960-0795
40	40	25	24	2.7	12.9	43	Ball	414JH	960-0809
40	40	25	24	4.1	14.1	46	Ball	414JHH	960-0825
40	40	25	24	4.1	14.1	46	Ball	414JHH	960-0825
50	50	15	12	1	11.8	30	Sleeve	512F	960-0191
50	50	15	24	1	11.8	30	Sleeve	514F	960-0205
60	60	15	12	0.4	11.2	16	Sleeve	612FL	178-1457
60	60	15	12	1.4	19.4	31	Sleeve	612FH	178-1456
60	60	15	12	1.1	17.1	27	Sleeve	612F	960-0086
60	60	15	24	1.1	17.1	27	Sleeve	614F	960-0094
60	60	25	12	0.4	12.4	16	Ball	612NLE	178-1460
60	60	25	12	0.5	12.4	20	Ball	622L	185-0341
60	60	25	12	0.8	12.4	16	Sleeve	612NGLE	209-4449
60	60	25	12	0.9	14.7	19	Sleeve	612NGMLE	209-4451
60	60	25	12	1.6	20.6	28	Sleeve	612NGME	209-4450
60	60	25	12	1.9	23.5	36	Ball	622N	178-1468
60	60	25	12	3.5	33	43	Ball	622HH	178-1466
60	60	25	12	2.6	27.1	38	Sleeve	612NGH	960-0310
60	60	25	12	3.8	33	43	Sleeve	612NGHH	960-0647
60	60	25	24	0.8	12.4	16	Sleeve	614NGL	960-0329
60	60	25	24	0.9	12.4	26	Ball	614NL	178-1464
60	60	25	24	1.2	14.7	19	Sleeve	614NGML	178-1462
60	60	25	24	1.8	24.7	40	Ball	614NN	178-1465
60	60	25	24	2.1	24.7	35	Sleeve	614NGN	960-0345
60	60	25	24	2.1	27.1	37	Ball	614NHU	178-1463
60	60	25	24	2.2	23.5	36	Ball	624N	178-1470
60	60	25	24	3.6	33	43	Ball	624HH	178-1469
60	60	25	24	3.8	33	43	Sleeve	614NGHH	960-0655
60	60	25	12	1.6	24.7	40	Ball	612NN	178-1461
60	60	32	24	7.7	41.1	53	Ball	614JH	137-2289
80	80	25	12	0.6	19.4	12	Sleeve	8412NGLE	209-4454
80	80	25	12	1.3	34.1	26	Sleeve	8412NGME	209-4455
80	80	25	12	0.6	19.4	12	Sleeve	8412N/2GLE	209-4452
80	80	25	12	1.3	34.1	26	Sleeve	8412N/2GME	209-4453
80	80	25	12	2	40.6	32	Sleeve	8412NG	960-1023
80	80	25	12	2.8	46.5	37	Sleeve	8412NGH	960-1040
80	80	25	24	0.7	19.4	17	Ball	8414NL	178-1482
80	80	25	24	0.7	19.4	12	Sleeve	8414NGL	960-0990
80	80	25	24	1.4	34.1	26	Sleeve	8414NGM	960-1015
80	80	25	24	2	40.6	32	Sleeve	8414NG	960-1031
80	80	25	24	2.2	46.5	37	Sleeve	8414NGH	960-1058
80	80	25	24	2.4	46.5	37	Ball	8414NH	178-1481
80	80	32	12	1.2	18.8	33	Ball	8312L	960-1333
80	80	32	12	2.2	31.8	36	Ball	8312	959-9827
80	80	32	24	1	18.8	24	Ball	8314L	960-1341
80	80	32	24	2.7	31.8	36	Ball	8314	959-9835
80	80	32	48	3	31.8	36	Ball	8318	960-1325
80	80	38	24	10	78	6.6	Ball	8214JN	137-2290
92	92	25	12	1.2	35.9	23	Sleeve	3412NGLE	209-4439
92	92	25	12	1.6	42.4	28	Sleeve	3412NGME	209-4440
92	92	25	12	2.2	49.4	32	Sleeve	3412NG	960-0388
92	92	25	12	2.2	49.4	32	Ball	3412N	960-0396
92	92	25	12	3	55.3	36	Sleeve	3412NGH	960-0400
92	92	25	12	3.2	60	39	Ball	3412NHH	178-1426
92	92	25	24	1.4	35.9	23	Sleeve	3414NGL	960-0418
92	92	25	24	1.8	42.4	28	Sleeve	3414NGM	960-0426
92	92	25	24	2.3	49.4	32	Sleeve	3414NG	960-0434
92	92	25	24	2.3	49.4	32	Ball	3414N	960-0442
92	92	25	24	3	55.3	36	Sleeve	3414NGH	960-0450
92	92	25	24	3.2	60	39	Ball	3414NHH....	178-1427
92	92	32	12	1.4	33	29	Ball	3312L	960-1350
92	92	32	12	2.5	47.1	37	Ball	3312	959-9851
92	92	32	24	2.4	47.1	37	Ball	3314	959-9860
92	92	38	12	9	86	55	Ball	3212JH	129-3490
119	119	25	12	1.3	55.3	26	Sleeve	4412FGL	178-1438
119	119	25	24	3.2	82.4	38	Ball	4414FM	960-1074
119	119	25	12	3.2	82.4	38	Sleeve	4412FGM	960-1066
119	119	25	24	3.2	82.4	38	Ball	4414FM	960-1074
119	119	25	24	5	100.1	43	Ball	4414F	960-1082
119	119	25	12	12	132.4	55	Ball	4412FNH	129-3487
119	119	25	24	12	132.4	55	Ball	4414FNH	129-3488
119	119	32	12	2.8	55.9	30	Ball	4312L	960-1368
119	119	32	12	2.6	82.4	39	Ball	4312M	960-1384
119	119	32	12	5	100.1	43	Ball	4312	959-9878
119	119	32	24	1.2	55.9	30	Ball	4314L	960-1376
119	119	32	24	2.6	82.4	39	Ball	4314M	960-1392
119	119	32	24	5	100.1	43	Ball	4314	959-9886
119	119	32	48	5	100.1	43	Ball	4318	960-1406
119	119	38	12	1.4	58.9	28	Sleeve	4212NGL	960-0469
119	119	38	12	3	84.8	38	Sleeve	4412L	209-4441
119	119	38	12	5	105.9	45	Ball	4412M	209-4442
119	119	38	12	4	97.1	42	Sleeve	4412ML	209-4443
119	119	38	12	15.5	152.9	60	Ball	4112NHH	129-3492
119	119	38	24	1.4	58.9	28	Sleeve	4414L3	209-4445
119	119	38	24	3	84.8	38	Sleeve	4414L	209-4444
119	119	38	24	3.6	97.1	42	Ball	4214NN	178-1434
119	119	38	24	5	105.9	45	Ball	4414M	209-4446
119	119	38	24	4	97.1	42	Sleeve	4414ML	209-4448
	92	38	24	9	86	55	Ball	3214JH	129-3491
119	119	38	24	12.5	152.9	60	Ball	4114NHH	129-3493

RoHS Compliant Non-compliant

Dimensions			Voltage	Power	Air Flow	Noise	Bearing		
119	119	38	24	19.5	182.4	65	Ball	4114NH3	178-1432
127	127	38	24	4.7	127.1	44	Ball	5214NN	960-1090
127	127	38	12	4.6	110.1	43	Ball	5212NM	129-3499
127	127	38	24	4.6	110.1	43	Ball	5214NM	129-3500
127	127	38	12	9.8	148.3	51	Ball	5212NH	129-3501
127	127	38	24	9.8	148.3	51	Ball	5214NH	178-1442
127	127	38	48	5	110.1	43	Ball	5218NM	129-3505
135	135	38	12	9.5	147.1	48	Ball	5112N	960-1104
135	135	38	24	9.5	147.1	48	Ball	5114N	960-1112

504872

Voltage	Dimensions				Price Each			
V	H	W	D	Order Code	1+	5+	10+	25+
5	25	25	8	**960-0710**				
5	25	25	8	**960-0728**				
5	25	25	8	**960-0736**				
12	25	25	8	**960-0744**				
5	40	40	10	**960-0620**				
5	40	40	10	**178-1430**				
12	40	40	10	**960-1260**				
12	40	40	10	**960-1279**				
24	40	40	10	**960-1295**				
5	40	40	20	**960-0639**				
12	40	40	20	**960-1287**				
12	40	40	20	**178-1433**				
24	40	40	20	**960-1309**				
12	40	40	25	**129-3489**				
12	40	40	25	**960-0760**				
12	40	40	25	**960-0779**				
24	40	40	25	**960-0795**				
24	40	40	25	**960-0809**				
24	40	40	25	**960-0825**				
24	40	40	25	**960-0825**				
12	50	50	15	**960-0191**				
24	50	50	15	**960-0205**				
12	60	60	15	**178-1457**				
12	60	60	15	**178-1456**				
12	60	60	15	**960-0086**				
24	60	60	15	**960-0094**				
12	60	60	25	**178-1460**				
12		60	25	**185-0341**				
12	60	60	25	NEW **209-4449**				
12		60	25	NEW **209-4451**				
12	60	60	25	NEW **209-4450**				
12	60	60	25	**178-1468**				
12	60	60	25	**178-1466**				
12	60	60	25	**960-0310**				
12	60	60	25	**960-0647**				
24	60	60	25	**960-0329**				
24	60	60	25	**178-1464**				
24	60	60	25	**178-1462**				
24	60	60	25	**178-1465**				
24	60	60	25	**960-0345**				
24	60	60	25	**178-1463**				
24	60	60	25	**178-1470**				
24	60	60	25	**178-1469**				
24	60	60	25	**960-0655**				
12	60	60	25	**178-1461**				
24	60	60	32	**137-2289**				
12	80	80	25	NEW **209-4454**				
12	80	80	25	NEW **209-4455**				
12	80	80	25	NEW **209-4452**				
12	80	80	25	NEW **209-4453**				
12	80	80	25	**960-1023**				
12	80	80	25	**960-1040**				
24	80	80	25	**178-1482**				
24	80	80	25	**960-0990**				
24	80	80	25	**960-1015**				
24	80	80	25	**960-1031**				
24	80	80	25	**960-1058**				
24	80	80	25	**178-1481**				
12	80	80	32	**960-1333**				
12	80	80	32	**959-9827**				
24	80	80	32	**960-1341**				
24	80	80	32	**959-9835**				
48	80	80	32	**960-1325**				
24	80	80	38	**137-2290**				
12	92	92	25	NEW **209-4439**				
12	92	92	25	NEW **209-4440**				
12	92	92	25	**960-0388**				
12	92	92	25	**960-0396**				
12	92	92	25	**960-0400**				
12	92	92	25	**178-1426**				
24	92	92	25	**960-0418**				
24	92	92	25	**960-0426**				
24	92	92	25	**960-0434**				

Voltage	Dimensions				Price Each			
V	H	W	D	Order Code	1+	5+	10+	25+
24	92	92	25	**960-0442**				
24	92	92	25	**960-0450**				
12	92	92	32	**960-1350**				
12	92	92	32	**959-9851**				
24	92	92	32	**959-9860**				
12	92	92	38	**129-3490**				
12	119	119	25	**178-1438**				
24	119	119	25	**960-1074**				
12	119	119	25	**960-1066**				
24	119	119	25	**960-1074**				
24	119	119	25	**960-1082**				
12	119	119	25	**129-3487**				
24	119	119	25	**129-3488**				
12	119	119	32	**960-1368**				
12	119	119	32	**960-1384**				
12	119	119	32	**959-9878**				
24	119	119	32	**960-1376**				
24	119	119	32	**960-1392**				
24	119	119	32	**959-9886**				
48	119	119	32	**960-1406**				
12	119	119	38	**960-0469**				
12	119	119	38	NEW **209-4441**				
12	119	119	38	NEW **209-4442**				
12	119	119	38	NEW **209-4443**				
12	119	119	38	**129-3492**				
24	119	119	38	NEW **209-4445**				
24	119	119	38	NEW **209-4444**				
24	119	119	38	**178-1434**				
24	119	119	38	NEW **209-4446**				
24	119	119	38	NEW **209-4448**				
24		92	38	**129-3491**				
24	119	119	38	**129-3493**				
24	119	119	38	**178-1432**				
24	127	127	38	**960-1090**				
12	127	127	38	**129-3499**				
24	127	127	38	**129-3500**				
12	127	127	38	**129-3501**				
24	127	127	38	**178-1442**				
48	127	127	38	**129-3505**				
12	135	135	38	**960-1104**				
24	135	135	38	**960-1112**				

DC Axial PC Fan

12V dc - Compact

ebmpapst

NEW

- Electronic protection against reverse polarity
- Impedance protected against locked motor and overloading
- Made from fibreglass plastic - PBT Housing, PA Impeller
- Air exhaust over struts
- Rotation CCW looking at motor
- Fitted with 3-pin Molex connector (22-01-2035)
- Sensor signal for speed monitoring

625865

Fan	Flow	Mftrs.		Price Each			
Size	Rate	List No.	Order Code	1+	5+	10+	25+
40 x 10mm	9m³/h	412F/2H-038	**187-5281**				
40 x 20mm	10m³/h	412/2-036	**187-5278**				
50 x 15mm	20m³/h	512F/2-531	**187-5282**				
60 x 15mm	16.8m³/h	612F/2L-640	**187-5284**				
60 x 15mm	29m³/h	612F/2-638	**187-5283**				
60 x 25mm	25m³/h	612N/2GML-096	**187-5285**				
70 x 15.2mm	28m³/h	712F/2L-005	**187-5286**				
80 x 25.4mm	20.2m³/h	8412N/2GLLE-451	**187-5290**				
80 x 25.4mm	33m³/h	8412N/2GLE-256	**187-5289**				
80 x 25.4mm	45m³/h	8412N/2GMLE-257	**187-5293**				
80 x 25.4mm	58m³/h	8412N/2GME-258	**187-5291**				
80 x 25.4mm	69m³/h	8412N/2G-185	**187-5287**				
80 x 25.4mm	79m³/h	8412N/2GH-214	**187-5288**				
92 x 25.4mm	35.4m³/h	3412N/2GLLE-453	**187-5294**				
120 x 25.4mm	72m³/h	4412F/2GLL-515	**187-5295**				
120 x 25.4mm	140m³/h	4412F/2M-504	**187-5296**				

IMPROVED BACK ORDER DELIVERY

Receive email updates with the exact status, due date and despatch information of all your back order items **farnell.com**

Axial Flow Fans - DC Voltage - continued

Energy-saving Axial Fan

230V ac - EC motor

O/D (178-1535) = 250mm, (178-1538) = 280mm - D = 78.5mm

These products are a versatile alternative to traditional axial fans that use shaded-pole motors for refrigeration applications.
Just over three inches, W1G200-ECseries fans have a much shorter installation depth than conventional fans with shaded-pole motors. Retrofitting to larger openings is simple. The electronically commutated motor is programmable for two selectable speedsteps, which can be adjusted in the field using a laptop PC to set the fan speeds that best meet the application requirements. Installation is quick using the mounting holes on the built-in 9.85" diameter plastic wall ring.

601262

Flow Rate	Mftrs. List No.	Order Code	Price Each 1+	5+	10+	25+
500m³/h	W1G200-EC87-20	**178-1535**				
Mains connecting leads - With plug						
450mm	10637-4-1040	**178-1536**				
1500mm	10638-4-1040 1	**178-1537**				

DC Axial Fan

S-Force

- Highly stable characteristic curve for high air flow with high back pressure
- Innovative impeller design with winglets for low noise
- Fully integrated electronic commutation
- Protected against reverse polarity and blocking
- Manufactured from fibreglass reinforced plastic. Impeller in PA, housing in PBT
- Electrical connection via single leads with stripped and tinned ends

523334

Supply Voltage	Flow Rate	Mftrs. List No.	Order Code	Price Each 1+	10+	25+	50+
80 x 80 x 38mm							
12VDC	78cu.ft/min	8212JN	**163-5423**				
12VDC	112cu.ft/min	8212J/2H3	**163-5424**				
24VDC	112cu.ft/min	8214J/2H3	**163-5427**				
12VDC	131cu.ft/min	8212J/2H4	**163-5425**				
24VDC	131cu.ft/min	8214J/2H4.	**163-5428**				
12VDC	222m³/h	8212J/2H4P	NEW **187-5272**				
24VDC	222m³/h	8214J/2H4P	NEW **187-5273**				
48VDC	222m³/h	8218J/2H4P	NEW **187-5274**				
92 x 92 x 38mm							
12VDC	130m³/h	3212JN	**163-5429**				
12VDC	237m³/h	3212JH3	**163-5430**				
24VDC	237m³/h	3214JH3.	**163-5433**				
12VDC	280m³/h	3212JH4	**163-5431**				
24VDC	280m³/h	3214JH4	**163-5434**				
12VDC	280m³/h	3212J/2H4P	NEW **187-5275**				
24VDC	280m³/h	3214J/2H4P	NEW **187-5276**				
48VDC	280m³/h	3218J/2H4P	NEW **187-5277**				
119 x 119 x 38mm							
24VDC	500m³/h	4114N/2H7P.	**163-5435**				
140 x 140 x 51mm							
12VDC	410m³/h	5312/2TDHP	**163-5437**				
24VDC	410m³/h	5314/2TDHP	**163-5439**				
51 x 200 x 220mm with PWM							
24VDC	790m³/h	2214F/2TDHO	NEW **206-9792**				
24VDC	940m³/h	2214F/2TDHHO	NEW **206-9793**				
48VDC	940m³/h	2218F/2TDHHO	NEW **206-9794**				
48VDC	1220m³/h	2218F/2TDH4P	NEW **206-9795**				

i·Buy
INTELLIGENT ONLINE BUYING SYSTEM PROVIDING
Complete cost control, reduced administration time, visibility of your spend, flexibility and personalised to your company's needs.
farnell.com/ibuy

DV6300 TD Series

NEW

S-Force

Flow rate	1050m³/h
Nominal voltage	48VDC
Sound power level	300W
Nominal Speed	6500RPM
Operating temperature	-20°C to 65°C
Life expectancy	125000 hours

- Performance curve has an extremely broad operating range with a high pressure saddle curve combined with the high flow rate
- 3-phase fan drive with high degree of running smoothness
- Very rigid compression curve for high air flow at high back pressure
- Low operating noise level at high back pressure
- Standard with PWM control input and speed signal
- 172∅ x 51mm

Applications:

- Frequency inverters for automation systems
- IT/telecommunications applications (base stations, routers, switches, servers)
- Frequency inverters for wind power plants
- Control cabinet cooling
- Printing machinery
- Heat exchanger

663226

Mftrs. List No.	Order Code	Price Each 1+	5+	10+	25+
DV6318/2TDH4P	**213-7121**				

Standard

40mm 60mm 120mm

- **UL94V-0** plastic casing and impeller
- Shielded ball bearings
- Reverse polarity protected
- Auto-restart facility will shut-down the current if a blockage occurs
- Connection by two 300mm lead wires + Red, - Black
- **CSA** approved, **UL** recognised

Dimensions H	W	D	Voltage V dc	Power Watts	Air Flow cu ft/min	Noise dBA@1m	Mftrs. List No.	Order Code
25	25	10	5	0.425	1.6	22	1004KL-01W-B40-B00	154-5794
25	25	10	12	0.54	1.6	22	1004KL-04W-B40-B00	154-5795
25	25	10	12	0.72	2	25	1004KL-04W-B50-B00	154-5797
30	30	10	12	0.72	2.7	21	1204KL-04W-B30-B00	154-5798
30	30	10	12	0.96	3.8	27	1204KL-04W-B50-B00	154-5799
35	35	10	12	0.48	3	19	1404KL-04W-B30-B00	154-5800
35	35	10	12	0.96	5.6	27	1404KL-04W-B50-B00	154-5801
40	40	10	5	0.775	6	29	1604KL-01W-B50-B00	154-5803
40	40	10	12	0.876	6	29	1604KL-04W-B50-B00	154-5804
40	40	15	5	0.6	6	28	1606KL-01W-B30-L00	101-2743
40	40	15	5	1.2	8.1	34	1606KL-01W-B50-L00	101-2744
40	40	15	12	0.8	6	28	1606KL-04W-B30-L00	942-0134
40	40	15	12	1.02	8.1	34	1606KL-04W-B50-L00	101-2746
40	40	15	24	0.5	8.1	34	1606KL-05W-B50-L00	101-2748
40	40	20	12	1.32	9.5	33	1608KL-04W-B50-L00	154-5805
50	50	10	5	6.4	10.2	34	2004KL-01W-B50-M00	101-2750
50	50	10	12	0.48	6.4	23	2004KL-04W-B30-M00	101-2751
50	50	10	12	1.92	10.2	34	2004KL-04W-B50-M00	101-2752
52	52	15	12	1.08	12	25.5	2106KL-04W-B40-L00	101-2753
60	60	10	12	3.24	19	36	2404KL-04W-B50-B00	154-5806
60	60	15	12	0.48	6.7	19	2406KL-04W-B10-L00	154-5807
60	60	15	12	1.92	18.3	34	2406KL-04W-B50-L00	154-5808
60	60	15	24	2.40	18.3	34	2406KL-05W-B50-L00	154-5809
60	60	20	12	1.32	17.6	31.5	2408NL-04W-B50-P00	101-2755
60	60	20	24	0.96	10.9	22.5	2408NL-05W-B10-P00	101-2756
60	60	20	24	1.32	17.6	31.5	2408NL-05W-B50-P00	101-2758
60	60	25	12	1.44	19	35	2410ML-04W-B30-E00	942-0142
60	60	25	12	1.44	37	46	2410ML-04W-B80-E00	101-2759
60	60	25	12	1.8	24	33.5	2410RL-04W-B50-C00	101-2763
60	60	25	12	3.24	28.5	38	2410RL-04W-B70-C00	101-2764
60	60	25	12	2.40	23.3	35	2410ML-04W-B50-B00	154-5810
60	60	25	24	6.2	19	31	2410ML-05W-B30-E00	101-2760
60	60	25	24	2.24	37	50	2410ML-05W-B80-E00	101-2761
60	60	25	24	4.8	28.5	38	2410RL-05W-B70-C00	101-2767
60	60	25	24	2.16	21.5	33.5	2410ML-05W-B40-B00	154-5811
60	60	25	24	2.40	23.3	35	2410ML-05W-B50-B00	154-5812
80	80	15	12	2.04	28.2	30	3106KL-04W-B40-C00	101-2768
80	80	20	12	3.36	44	42	3108NL-04W-B50-P00	144-7966
80	80	20	24	3.60	44	42	3108NL-05W-B50-P00	154-5813
80	80	25	12	2.76	38.8	34	3110KL-04W-B50-P00	101-2772
80	80	25	12	3	38.49	32.5	3110RL-04W-B50-C00	101-2775
80	80	25	12	4.08	44.49	36	3110RL-04W-B70-C00	101-2776
80	80	25	24	2.88	38.8	34	3110KL-05W-B50-P00	101-2773
80	80	25	24	0.96	24.01	22	3110RL-05W-B10-C00	101-2777
80	80	25	24	3.36	38.49	32.5	3110RL-05W-B50-C00	101-2778
80	80	25	24	4.32	44.49	36	3110RL-05W-B70-C00	101-2779
92	92	25	12	3.78	54.7	41	3610KL-04W-B50-D00	154-5815
92	92	32	12	2.52	47.3	34	3612KL-04W-B30-B00	101-2780
92	92	32	12	5.64	69.9	43.5	3612KL-04W-B50-B00	101-2781

Dimensions			Voltage	Power	Air Flow	Noise		
92	92	32	24	2.4	47.3	34	3612KL-05W-B30-B00	101-2783
92	92	32	24	6	69.9	43.5	3612KL-05W-B50-B00	101-2784
92	92	38	12	15.6	110	54	3615KL-04W-B70-E01	101-2785
92	92	38	24	16.8	110	53	3615KL-05W-B70-E00	101-2786
119	119	25	12	3.36	88.2	35	4710KL-04W-B30-E00	101-2787
119	119	25	24	3.6	88.2	35	4710KL-05W-B30-E00	101-2788
119	119	25	24	6.96	114.7	41.5	4710KL-05W-B50-E00	101-2789
119	119	32	12	5.76	99.9	44	4712KL-04W-B30-P00	101-2790
119	119	32	24	6.72	99.9	44	4712KL-05W-B30-P00	101-2791
119	119	38	24	8.40	118	46.5	4715KL-05W-B40-P00	154-5817
119	119	38	24	7.44	108	42.5	4715KL-05W-B30-P00	101-2792
119	119	38	48	7.68	108	42.5	4715KL-07W-B30-P00	154-5819
120	119	25	12	6.84	114.7	39	4710KL-04W-B50-E00	942-0150

204297

Dimensions			Voltage		Price Each				
H	W	D	Vdc	Order Code	1+	10+	25+	50+	100+
25	25	10	5	**154-5794**					
25	25	10	12	**154-5795**					
25	25	10	12	**154-5797**					
30	30	10	12	**154-5798**					
30	30	10	12	**154-5799**					
35	35	10	12	**154-5800**					
35	35	10	12	**154-5801**					
40	40	10	5	**154-5803**					
40	40	10	12	**154-5804**					
40	40	15	5	**101-2743**					
40	40	15	5	**101-2744**					
40	40	15	12	**942-0134**					
40	40	15	12	**101-2746**					
40	40	15	24	**101-2748**					
40	40	20	12	**154-5805**					
50	50	10	5	**101-2750**					
50	50	10	12	**101-2751**					
50	50	10	12	**101-2752**					
52	52	15	12	**101-2753**					
60	60	10	12	**154-5806**					
60	60	15	12	**154-5807**					
60	60	15	12	**154-5808**					
60	60	15	24	**154-5809**					
60	60	20	12	**101-2755**					
60	60	20	24	**101-2756**					
60	60	20	24	**101-2758**					
60	60	25	12	**942-0142**					
60	60	25	12	**101-2759**					
60	60	25	12	**101-2763**					
60	60	25	12	**101-2764**					
60	60	25	12	**154-5810**					
60	60	25	24	**101-2760**					
60	60	25	24	**101-2761**					
60	60	25	24	**101-2767**					
60	60	25	24	**154-5811**					
60	60	25	24	**154-5812**					
80	80	15	12	**101-2768**					
80	80	20	12	**144-7966**					
80	80	20	24	**154-5813**					
80	80	25	12	**101-2772**					
80	80	25	12	**101-2775**					
80	80	25	12	**101-2776**					
80	80	25	24	**101-2773**					
80	80	25	24	**101-2777**					
80	80	25	24	**101-2778**					
80	80	25	24	**101-2779**					
92	92	25	12	**154-5815**					
92	92	32	12	**101-2780**					
92	92	32	12	**101-2781**					
92	92	32	24	**101-2783**					
92	92	32	24	**101-2784**					
92	92	38	12	**101-2785**					
92	92	38	24	**101-2786**					
119	119	25	12	**101-2787**					
119	119	25	24	**101-2788**					
119	119	25	24	**101-2789**					
119	119	32	12	**101-2790**					
119	119	32	24	**101-2791**					
119	119	38	24	**154-5817**					
119	119	38	24	**101-2792**					
119	119	38	48	**154-5819**					
12011925	119	25	12	**942-0150**					

40 - 120mm Axial Fans

DC

- High quality
- **CE, CSA** and **TUV** approved and **UL** Recognised
- 350mm wire leaded
- Ball bearing(BB) operating temp. -30 to +75°C, life at 40°C of 50,000 hours
- Sleeve bearing(SB) operating temp. -10 to +70°C, life at 40°C of 30,000 hours

Voltage	Power (W) (50/60Hz)	CFM	Noise dBA@1m	Speed rpm	Bearing	Order Code
40 x 40 x 10 - Ultraslim						
5VDC	0.9	6.48	24.5	5000	Sleeve	971-4774
5VDC	0.9	6.48	24.5	5000	Ball	971-4782
5VDC	1.15	7.7	29	6500	Ball	971-5177
12VDC	1.08	6.48	24.5	5000	Sleeve	971-4790
12VDC	1.08	6.48	24.5	5000	Ball	971-4804
12VDC	1.56	7.7	29	6500	Ball	971-5185
40 x 40 x 20 - Standard						
12VDC	0.96	0.17	22	5000	Ball	183-2317
12VDC	1.2	7.09	26.4	5000	Sleeve	971-4812
12VDC	1.2	7.09	26.4	5000	Ball	971-4820
12VDC	1.92	8.53	31	7000	Ball	971-5193
24VDC	2.4	0.17	22	5000	Ball	183-2318
24VDC	3.12	7.09	26.4	5000	Sleeve	971-4839
24VDC	3.12	7.09	26.4	5000	Ball	971-4847
24VDC	4.32	8.53	31	7000	Ball	971-5207
50 x 50 x 10 - Ultraslim						
12VDC	0.84	0.212	20	3500	Ball	183-2319
12VDC	1.2	8.79	29	3500	Ball	971-4855
12VDC	1.2	8.79	29	3500	Ball	971-4863
50 x 50 x 15						
12VDC	1.8	15.75	35.3	3800	Ball	971-4871
60 x 60 x 10 - Ultraslim						
12VDC	1.92	20.7	35	4200	Ball	971-4880
60 x 60 x 15						
12VDC	1.92	20.22	28.7	3800	Sleeve	971-4898
12VDC	1.92	20.22	28.7	3800	Ball	971-4901
60 x 60 x 20						
12VDC	1.08	0.39	23.39	5000	Ball	183-2320
60 x 60 x 25 - Slimline						
12VDC	1.08	0.36	23	2600	Ball	183-2321
12VDC	1.56	19.5	29.6	2600	Sleeve	971-4910
12VDC	1.56	19.5	29.6	3800	Ball	971-4928
12VDC	4.68	38.4	46	7000	Ball	971-5215
24VDC	1.92	0.36	23	2600	Ball	183-2322
24VDC	2.88	19.5	29.6	3800	Ball	971-4936
24VDC	5.28	38.4	46	7000	Ball	971-5223
70 x 70 x 15						
12VDC	1.8	0.79	31	3500	Ball	183-2324
80 x 80 x 20						
12VDC	1.32	0.77	22.6	2100	Sleeve	183-2325
80 x 80 x 25 - Slimline						
12VDC	1.8	0.85	23.7	2100	Sleeve	183-2326
12VDC	3.6	44	35.6	3300	Sleeve	971-4944
12VDC	3.6	44	35.6	3300	Ball	971-4952
12VDC	4.8	55.53	40	4000	Ball	971-5231
24VDC	2.88	0.85	23.7	2100	Sleeve	183-2327
24VDC	5.04	44	35.6	3300	Sleeve	971-4960
24VDC	5.04	44	35.6	3300	Ball	971-4979
24VDC	6	55.53	40	4000	Ball	971-5240
92 x 92 x25 - Slimline						
12VDC	1.92	1.174	28	2000	Sleeve	183-2328
12VDC	2.4	50.5	34	2500	Ball	971-4987
12VDC	3.84	58.7	38	3000	Ball	971-5258
24VDC	3.36	50.5	34	2500	Ball	971-4995
24VDC	4.32	58.7	38	3000	Ball	971-5266
120 x 120 x 25 - Slimline						
12VDC	1.68	1.738	38	2000	Sleeve	183-2329
12VDC	3	74.5	43.84	2500	Ball	971-5002
24VDC	2.4	1.738	38	2000	Sleeve	183-2330
24VDC	4.32	74.5	43.84	2500	Ball	971-5010
120 x 120 x 38 - Standard						
12VDC	13.2	145	48	2900	Ball	971-5029
12VDC	4.56	88.3	48	3000	Ball	971-5274
24VDC	19.2	145	48	2900	Ball	971-5037
24VDC	5.76	88.3	48	3000	Ball	971-5282
48VDC	19.2	145	48	2900	Ball	971-5045

505430

Mftrs. List No.	Order Code	Price Each 1+	5+	10+	25+
40mm x 10mm - Ultraslim					
SP401005M-W	**971-4774**				
BP401005M-W	**971-4782**				
BP401005H-W	**971-5177**				
SP401012M-W	**971-4790**				
BP401012M-W	**971-4804**				
BP401012H-W	**971-5185**				
40mm x 20mm - Standard					
BP402012L	NEW **183-2317**				
SP402012M-W	**971-4812**				
BP402012M-W	**971-4820**				
BP402012H-W	**971-5193**				

Axial Flow Fans - DC Voltage - continued

40 - 120mm Axial Fans - continued

DC - continued

Mftrs. List No.	Order Code	Price Each 1+	5+	10+	25+
40mm x 20mm - Standard					
BP402024L	NEW 183-2318				
SP402024M-W	971-4839				
BP402024M-W	971-4847				
BP402024H-W	971-5207				
50mm x 10mm - Ultraslim					
BP501012L	NEW 183-2319				
SP501012M-W	971-4855				
BP501012M-W	971-4863				
50mm x 15mm					
SP501512M-W	971-4871				
60mm x 10mm - Ultraslim					
BP601012M-W	971-4880				
60mm x 15mm					
SP601512M-W	971-4898				
BP601512M-W	971-4901				
60mm x 20mm					
BP602012L	NEW 183-2320				
60mm x 25mm - Slimline					
BP602512L-03	NEW 183-2321				
SP602512H-03-W	971-4910				
BP602512H-03-W	971-4928				
BP602512HH-03-W	971-5215				
BP602524L-03	NEW 183-2322				
BP602524H-03-W	971-4936				
BP602524HH-03-W	971-5223				
70mm x 15mm					
BP701512L	NEW 183-2324				
80mm x 20mm					
SP802012L	NEW 183-2325				
80mm x 25mm - Slimline					
SP802512L-03	NEW 183-2326				
SP802512H-03-W	971-4944				
BP802512H-03-W	971-4952				
BP802512HL-03-W	971-5231				
SP802524L-03	NEW 183-2327				
SP802524H-03-W	971-4960				
BP802524H-03-W	971-4979				
BP802524HL-03-W	971-5240				
92mm x 25mm - Slimline					
SP922512L-02	NEW 183-2328				
BP922512M-W	971-4987				
BP922512H-W	971-5258				
BP922524M-W	971-4995				
BP922524H-W	971-5266				
120mm x 25mm - Slimline					
SP1202512L	NEW 183-2329				
BP1202512M-W	971-5002				
SP1202524L	NEW 183-2330				
BP1202524M-W	971-5010				
120mm x 38mm - Standard					
BP1203812H-03-W	971-5029				
BP1202512H-W	971-5274				
BP1203824H-03-W	971-5037				
BP1202524H-W	971-5282				
BP1203848H-03-W	971-5045				

The first online technical portal for design engineers
Log on, research, refine and design

Axial Flow Fans - DC

Traditional Motor Series

- Plastic frame and plastic impeller
- Sleeve or ball bearings
- Supplied with connecting leads
- **CE**, **TUV** Approved, **UL** Recognised

Voltage V dc	Power Watts	Current mA	Noise dBA	Air Flow cu. ft./min.	Speed RPM	Bearing Type	Mftrs. List No.	Order Code
5	1	205	27	7.005	5800	Sleeve	EB40100S2-0000-999	192-4831
5	0.7	140	21	7.705	6200	Sleeve	EB40200S2-0000-999	192-4832
12	0.76	63	21	7.705	6200	Sleeve	EB40201S2-0000-999	192-4833
5	1.23	245	26.8	10.207	4300	Sleeve	EB50100S2-0000-999	192-4834
12	1.44	120	26	11.008	4300	Sleeve	EB50101S2-0000-999	192-4835
12	1.0	81	29	13	4700	Sleeve	KD1205PHS2.GN	156-8435
24	1.3	54	29	13	4700	Sleeve	KD2405PHS2.GN	156-8436
12	1.1	93	31	18	3800	Sleeve	KD1206PHS2.GN	156-8439
24	1.3	56	31	18	3800	Sleeve	KD2406PHS2.GN	156-8440
5	1.6	32	31	18	4300	Ball	KD0506PTB2.(2).GN	156-8441
12	0.94	87	30	19.313	3800	Ball	EB60251B2-0000-A99	192-4836
24	1.2	60	30	19.313	3800	Ball	EB60252B2-0000-999	192-4838
24	1.1	47	37	35	3000	Ball	KD2408PKB2.13.(2).GN	156-8445
12	1.4	120	30	37.026	2900	Ball	EE80251B2-0000-A99	192-4839
12	1.6	135	32	45.032	2700	Ball	EE92251B2-0000-A99	192-4840
24	1.4	60	33	48	2600	Ball	KD2409PTB2.13.(2).GN	156-8451
12	3.4	300	40.5	93.066	2700	Ball	EEC0251B2-0000-A99	192-4841
24	3.5	145	40.5	93.066	2700	Ball	EEC0252B2-0000-A99	192-4842
24	5.5	210	36.5	98	2800	Ball	KD2412PMB2-6A.GN	960-6424
12	10	800	48	138.098	3100	Ball	EEC0381B1-0000-A99	192-4843
24	5.4	215	44	116.082	2600	Ball	EEC0382B2-0000-A99	192-4844

505991

Dimensions (mm) H	W	D	Mftrs. List No.	Order Code	Price Each 1+	10+	25+
40	40	10	EB40100S2-0000-999	192-4831			
40	40	20	EB40200S2-0000-999	192-4832			
40	40	20	EB40201S2-0000-999	192-4833			
50	50	10	EB50100S2-0000-999	192-4834			
50	50	10	EB50101S2-0000-999	192-4835			
50	50	15	KD1205PHS2.GN	156-8435			
50	50	15	KD2405PHS2.GN	156-8436			
60	60	15	KD1206PHS2.GN	156-8439			
60	60	15	KD2406PHS2.GN	156-8440			
60	60	25	KD0506PTB2.(2).GN	156-8441			
60	60	25	EB60251B2-0000-A99	192-4836			
60	60	25	EB60252B2-0000-999	192-4838			
80	80	20	KD2408PKB2.13.(2).GN	156-8445			
80	80	25	EE80251B2-0000-A99	192-4839			
92	92	25	EE92251B2-0000-A99	192-4840			
92	92	25	KD2409PTB2.13.(2).GN	156-8451			
120	120	25	EEC0251B2-0000-A99	192-4841			
120	120	25	EEC0252B2-0000-A99	192-4842			
120	120	38	KD2412PMB2-6A.GN	960-6424			
120	120	38	EEC0381B1-0000-A99	192-4843			
120	120	38	EEC0382B2-0000-A99	192-4844			

Axial Flow Fans - DC

Power Motor Series

- Plastic frame and plastic impeller
- Sleeve or ball bearings
- Supplied with connecting leads
- **CE**, **TUV** Approved, **UL** Recognised

Voltage V dc	Power Watts	Current mA	Noise dBA	Air Flow cu. ft./min.	Speed RPM	Bearing Type	Mftrs. List No.	Order Code
12	8.6	0.72	55.5	24	15000	Ball	PMD1204PQB1-A.(2).U.GN	156-8468
12	10.6	0.88	56	56.5	8000	Ball	PMD1206PMB1-A.(2).GN	156-8480
24	10.3	0.43	56	56.5	8000	Ball	PMD2406PMB1-A.(2).GN	156-8481
48	11.5	0.24	56	56.5	8000	Ball	PMD4806PMB1-A.(2).GN	156-8482
12	9.1	0.76	55.2	84.1	5700	Ball	PMD1208PMB1-A.(2).GN	156-8485
24	9.6	0.40	55.2	84.1	5700	Ball	PMD2408PMB1-A.(2).GN	156-8487
48	9.1	0.19	55.2	84.1	5700	Ball	PMD4808PMB1-A.(2).GN	156-8488

609809

Dimensions (mm) H	W	D	Mftrs. List No.	Order Code	Price Each 1+	10+	25+	50+
40	40	28	PMD1204PQB1-A.(2).U.GN	156-8468				
60	60	38	PMD1206PMB1-A.(2).GN	156-8480				
60	60	38	PMD2406PMB1-A.(2).GN	156-8481				
60	60	38	PMD4806PMB1-A.(2).GN	156-8482				
80	80	38	PMD1208PMB1-A.(2).GN	156-8485				
80	80	38	PMD2408PMB1-A.(2).GN	156-8487				
80	80	38	PMD4808PMB1-A.(2).GN	156-8488				

RoHS Compliant Non-compliant

Axial Flow Fans - DC

Maglev Motor Series

- Auto re-start
- Long life
- Stable operation
- Supplied with 300m lead
- 3rd sensing wire versions available
- Operating temperature range -10°C to +90°C
- **CE, CUR, TUV** Approved, **UL** Recognised

Dimensions (mm) H	W	D	Voltage V dc	Power Watts	Air Flow cu. ft./min.	Noise dBA@1m	Mftrs. List No.	Order Code
2-Wire Fans								
20	20	8	5	0.6	1.3	21	GM0501PDV2-8.GN	156-8453
20	20	10	5	0.9	1.5	20	GM0501PFV2-8.N.GN	156-8454
25	25	6	5	0.4	2.2	23	GM0502PEV2-8.N.GN	156-8455
25	25	10	5	0.43	3.002	16	MC25100V2-0000-A99	192-4847
25	25	15	5	0.4	2.2	14	GM0502PHV2-8.GN	156-8457
30	30	6	5	0.4	3.7	24	GM0503PEV2-8.N.GN	156-8459
30	30	6	5	0.9	4.9	29	GM0503PEV1-8.N.GN	960-6262
30	30	6.9	5	0.36	3.702	24	MC30060V2-0000-A99	192-4848
30	30	10	12	0.48	4.603	20	MC30101V2-0000-A99	192-4851
30	30	15	5	0.37	4.803	20	MC30150V2-0000-A99	192-4852
30	30	15	12	0.4	4.8	20	GM1203PHV2-8.GN	156-8463
35	35	6	5	0.5	4.3	19	GM0535PEV2-8.N.GN	156-8464
35	35	10	5	0.38	6.504	22	MC35100V2-0000-A99	192-4853
35	35	10	12	0.52	6.504	22	MC35101V2-0000-A99	192-4854
40	40	6	5	0.55	5.5	28	GM0504PEV2-8.GN	960-6270
40	40	10	5	0.9	7	27	MB40100V2-0000-A99	182-4255
40	40	10	12	0.96	7	27	MB40101V2-0000-A99	182-4257
40	40	20	5	0.32	7.7	21	MB40200V2-0000-A99	182-4256
40	40	20	12	0.6	7.7	21	MB40201V2-0000-A99	182-4258
40	40	20	24	0.8	7.7	21	MB40202V2-0000-A99	182-4271
50	50	10	5	1.18	11.008	30	MB50100V2-0000-A99	192-4845
50	50	10	12	1.26	11.008	26	MB50101V2-0000-A99	192-4846
50	50	15	12	1.5	16.1	36	ME50151V2-0000-A99	182-4262
50	50	15	24	1.92	16.1	36	ME50152V2-0000-A99	182-4273
60	60	15	12	1.68	21.9	32.5	ME60151V2-0000-A99	182-4264
60	60	15	24	2.04	21.9	32.5	ME60152V2-0000-A99	182-4274
60	60	20	12	1.1	19	28	MB60201V2-0000-A99	182-4265
60	60	20	24	1.35	19	28	MB60202V2-0000-A99	182-4275
60	60	25	12	1.1	19.3	31	KDE1206PTV2.13.MS.A.GN	960-6335
60	60	25	12	0.89	9.11	29	MB60251V2-0000-A99	182-4266
60	60	25	24	1.9	19.3	31	KDE2406PTV2.13.MS.A.GN	960-6343
60	60	25	24	1.16	9.11	29	MB60252V2-0000-A99	182-4276
80	80	20	12	1.14	15.6	35	ME80201V2-0000-A99	182-4268
80	80	20	24	1.23	15.6	35	ME80202V2-0000-A99	182-4277
80	80	25	12	1.4	37	30	ME80251V2-0000-A99	182-4269
80	80	25	24	1.4	37	30	ME80252V2-0000-A99	182-4278
92	92	25	12	2	45	32	ME92251V2-0000-A99	182-4270
92	92	25	24	1.6	45	32	ME92252V2-0000-A99	182-4279
120	120	38	48	5.8	116	44	MEC0384V2-0000-A99	182-4280
3-Wire Fans								
40	40	40	12	0.8	8.6	36	GM1204PFVX-AF.GN	960-6432
40	40	20	12	1.38	10.8	27.5	MB40201VX-0000-G99	182-4261
60	60	15	12	1.92	25.2	36.2	ME60151V1-0000-G99	182-4263
60	60	25	12	2.4	12.7	36.5	MB60251VX-0000-G99	182-4267

505420

Mftrs. List No.	Order Code	Price Each 1+	10+	25+
2-Wire Fans				
GM0501PDV2-8.GN	**156-8453**			
GM0501PFV2-8.N.GN	**156-8454**			
GM0502PEV2-8.N.GN	**156-8455**			
MC25100V2-0000-A99	**192-4847**			
GM0502PHV2-8.GN	**156-8457**			
GM0503PEV2-8.N.GN	**156-8459**			
GM0503PEV1-8.N.GN	**960-6262**			
MC30060V2-0000-A99	**192-4848**			
MC30101V2-0000-A99	**192-4851**			
MC30150V2-0000-A99	**192-4852**			
GM1203PHV2-8.GN	**156-8463**			
GM0535PEV2-8.N.GN	**156-8464**			
MC35100V2-0000-A99	**192-4853**			
MC35101V2-0000-A99	**192-4854**			
GM0504PEV2-8.GN	**960-6270**			
MB40100V2-0000-A99	**182-4255**			
MB40101V2-0000-A99	**182-4257**			
MB40200V2-0000-A99	**182-4256**			
MB40201V2-0000-A99	**182-4258**			
MB40202V2-0000-A99	**182-4271**			
MB50100V2-0000-A99	**192-4845**			
MB50101V2-0000-A99	**192-4846**			
ME50151V2-0000-A99	**182-4262**			
ME50152V2-0000-A99	**182-4273**			
ME60151V2-0000-A99	**182-4264**			
ME60152V2-0000-A99	**182-4274**			
MB60201V2-0000-A99	**182-4265**			
MB60202V2-0000-A99	**182-4275**			
KDE1206PTV2.13.MS.A.GN	**960-6335**			
MB60251V2-0000-A99	**182-4266**			
KDE2406PTV2.13.MS.A.GN	**960-6343**			
MB60252V2-0000-A99	**182-4276**			
ME80201V2-0000-A99	**182-4268**			

Mftrs. List No.	Order Code	Price Each 1+	10+	25+
2-Wire Fans				
ME80202V2-0000-A99	**182-4277**			
ME80251V2-0000-A99	**182-4269**			
ME80252V2-0000-A99	**182-4278**			
ME92251V2-0000-A99	**182-4270**			
ME92252V2-0000-A99	**182-4279**			
MEC0384V2-0000-A99	**182-4280**			
3-Wire Fans				
GM1204PFVX-AF.GN	**960-6432**			
MB40201VX-0000-G99	**182-4261**			
ME60151V1-0000-G99	**182-4263**			
MB60251VX-0000-G99	**182-4267**			

Miniature, Tube Fans

micronel



24mm 36mm 48mm 60mm

- Brushless, low noise
- Black reinforced plastic housing and impeller
- Supplied with 200mm flying leads
- Sleeved bearings

Voltage V dc	Power Watts	Air Flow cu ft/min	ltrs/sec	Noise dBA@1m	Mftrs. List No.	Order Code
24mm Dia						
6	0.19	1.77	0.83	33	D241L-006GK-1	117-5738
36mm Dia						
12	0.96	9.74	4.6	46	D341T-012GK-2	117-5740
24	0.96	9.74	4.6	46	D341T-024GK-2	117-5741
48mm Dia						
12	3.5	22.38	10.56	53	D481T-012KA-3	117-5742
60mm Dia						
12	6.68	42.1	19.86	57	D601T-012KA-3	117-5744
24	5.54	40.4	19.05	56	D601T-024KA-3	117-5745

227521

Dimensions Dia x D	Voltage VDC	Order Code	Price Each 1+	10+	25+	50+	100+
24x30	66	**117-5738**					
36x36	1212	**117-5740**					
36x36	2424	**117-5741**					
48x60	1212	**117-5742**					
60x60	1212	**117-5744**					
60x60	2424	**117-5745**					

DC Diagonal Fan

ebmpapst

Series DV 5200 - 127 x 127 x 38 mm

- **VDE**, **CSA** & **CE** Approved, **UL** Recognised

- Diagonal compact fan with low noise and high pressure saddle.
- Highly stable characteristic curve for high air flow with high back pressure.
- Housing of fiberglass-reinforced plastic
- Impeller of fiberglass-reinforced plastic PA
- Housing with grounding lug for screw M4 x 8 (Torx).
- Fully integrated electronic commutation.
- Protected against reverse polarity and blocking.
- Electrical connection via single leads AWG 22, TR 64, bared and tin-plated.
- Blowing over struts. Rotational direction CCW looking at rotor.

600684

Nominal Voltage	Mftrs. List No.	Order Code	Price Each 1+	5+	10+	25+	50+
12VDC	DV5212/2N	**178-1403**					

FREE GLOBAL LEGISLATION SUPPORT

RoHS, REACH, WEEE, ErP, Batteries Directive - latest updates, free white papers and live online Q&A at **element14.com/legislation**

Axial Flow Fans - DC Voltage - continued

Low Profile, 70mm

- Very compact 15mm low profile fan
- High air flow value and minimum noise level
- DC drive employs an electronically commutated external rotor motor with high efficiency
- Drive electronics are completely integrated into fan hub
- Can be mounted in any position
- Electronic protection against reverse polarity, blocking and overloading
- Extremely low EMI
- New revolutionary sintec sleeve bearing design assures high life time - over 60,000 hours @ 40°C
- Pressure resistant performance curve, specifically designed for CPU cooling and high pressure/low space application
- Manufactured from fibreglass reinforced plastic, PBT housing and PA impeller
- Weight: 53g
- Operating temperature -20°C to +70°C

Dimensions (HxWxD) 70 x 70 x 15 Fixing centres 61.5 x 61.5
Fixing hole ∅ 4.3 Cut-out ∅ 68

Voltage V dc	Power Watts	Air Flow Cu. ft./min.		m³/h	Noise dB(A)	Current Consumption (mA)	Speed RPM	Mftrs. List No.	Order Code
12	1.7	25.9	44	44	38	140	5300	712F	960-0841

249106

Mftrs. List No.	Order Code	Price Each 1+	5+	10+	25+	50+
712F	960-0841●					

Humidity Protected

- Improved humidity protection ≤95%
- Designed to meet humidity range according to group C of **DIN40040 item 3.3**

Moisture protection - A coating on the motor and PCB protects against humidity and condensation.

204348

Voltage Supply	Fan Size	Flow Rate	Mftrs. List No.	Order Code	Price Each 1+	10+	25+	50+
24V dc	60 x 25mm	56m³/h	624HHR	NEW 187-5263●				
12V dc	80 x 25mm	69m³/h	8412NGR	960-0108●				
24V dc	80 x 25mm	69m³/h	8414NGR	960-0116●				
12V dc	92 x 32mm	80m³/h	3312R	NEW 187-5264●				
12V dc	120 x 32mm	170m³/h	4312R	960-0124●				
24V dc	120 x 32mm	170m³/h	4314R	960-0132●				

IP54 Rated

- **IP54** rating gives protection in extreme environmental conditions
- Complete stator and PCB are totally encapsulated in polyurathane which is applied under high vacuum pressure forming a one piece moulding
- High quality stainless steel bearing system

204351

Voltage Supply	Fan Size	Flow Rate	Mftrs. List No.	Order Code	Price Each 1+	10+	25+	50+
24V dc	80 x 32mm	54m³/h	8314U	960-0159●				
12V dc	92 x 32mm	80m³/h	3312U	NEW 187-5265●				
24V dc	92 x 32mm	80m³/h	3314U	NEW 187-5266●				
12V dc	120 x 32mm	170m³/h	4312U	960-0167●				
24V dc	120 x 32mm	170m³/h	4314U	960-0175●				

'VARIOFAN'

60mm H=60, W=60, D=25. Cut-out ∅=58, Fix. centres=50 x 50 x 4

92mm H=92, W=92, D=25. Cut-out ∅=89, Lead length=310. Fix. centres=82.5 x 82.5 x 4.3

80mm H=80, W=80, D=25. Cut-out ∅=77, Lead length=310, Fix. centres=71.5 x 71.5 x 4

119mm H=119, W=119, D=32, Cut-out ∅=115, Lead length=310, Fix. centres=105 x 105 x 4

- Variable speed
- External NTC thermistor controls speed/airflow relative to temperature
- Thermistor supplied but not fitted, for user flexibility
- Fan speed automatically reduces by upto 50% as thermistor temperature decreases
- Overload and reverse polarity protected
- Glass reinforced plastic (POCAN) housing
- 80mm version **VDE** approved
- 60mm version **VDE**, **CSA**, and **CE** Approved, **UL** Recognised

Life expectancy >27500 hours (sleeve bearing (SB)
>37500 hours (ball bearing (BB)
-20°C to +65°C

Voltage V dc	Range V dc	Temp. of NTC °C	of NTC kΩ	Power Watts	Air Flow cu ft/min	ltrs/sec	Noise dBA@1m	Bearing type.	Mftrs. List No.	Order Code
80mm, Slim										
12	8 to 12.6	-	-	1.7	-	35m³/h	28	Sleeve	612NGMI	137-2288
80mm, Slim										
12	8 to 14	30	86.8	0.8	15.9	7.5	10			
		50	30.0	1.5	26.5	15.5	19	Sleeve	8412NGMLV	960-0264
92mm, Slim										
12	8 to 14	30	86.8	1.9	29.5	14.0	16			
		50	30.0	2.4	49.4	23.4	32	Sleeve	3412NGV	960-0272
119mm, Standard										
12	8 to 15	30	86.8	1.4	41.2	19.4	22			
		50	30.0	3.3	81.2	138m³/h	39	Ball	4312MT	185-0340

204291

	Order Code	Price Each 1+	10+	25+	50+	100+
60mm, Slim	137-2288●					
80mm, Slim	960-0264●					
92mm, Slim	960-0272●					
119mm, Standard	NEW 185-0340●					

DC 120mm - Cast Aluminium Housing

- Cast aluminium housing
- High quality
- 350mm wire leaded
- Ball bearing operating temp: -30°C to +75°C. Life at 40°C of 50000 hrs
- Sleeve bearing operating temp: -10°C to 70°C. Life ar 40°C of 30000 hrs
- Approved to **CE**, **CUL**, **UL** recognised (See table below)

Voltage (V dc)	Power	CFM		Noise dBA@1m	Bearing	Approved UL	CUL	CE	Order Code
120mm Ultra High Airflow - 38mm deep									
12	21.6	168	4.76	50	Ball	✓	✓	✓	971-5290
12	21.6	168	4.76	50	Sleeve	✓	✓	✓	971-5304
24	26.4	168	4.76	50	Ball	✓	✓	✓	971-5312
24	26.4	168	4.76	50	Sleeve	✓	✓	✓	971-5320

346956

Mftrs. List No.	Order Code	Price Each 1+	5+	10+	25+
BP1203812HH-03-W	971-5290●				
SP1203812HH-03-W	971-5304●				
BP1203824HH-03-W	971-5312●				
SP1203824HH-03-W	971-5320●				

119mm (Cast Aluminium Housings)

- Compact, high air flow, low power fans
- External rotor with electronic communication
- Stall and reverse polarity protected
- Hard wired or lead connection

H=119, W=119, D=38 Cut out ∅=115
Fixing centres=105 x 105 x 40

Life expectancy >35000 hours sleeve bearing (SB).75

Voltage V dc	Range V dc	Power Watts	Air Flow cu ft/min	ltrs/sec	Noise dBA@1m	Operating Temp °C	Bearing type.	Mftrs. List No.	Order Code
12	7 to 15	3.5	94.2	44.3	44	-10 to +75°C°C	Sleeve	4182NGX	960-0965
24	12 to 30	3.5	94.2	44.3	44	-10 to +75°C°C	Sleeve	4184NGX	960-0973

204335

Voltage	Order Code	Price Each 1+	10+	25+	50+	100+
12V	960-0965●					
24V	960-0973●					

150mm

- Metal fan housing and impeller
- Integral electronic protection against reverse polarity and blocking
- Supplied with two connection leads 365mm long, stripped and tinned at the ends

Operating life @ 40°C 60000h Dia.=150, D=55
Operating temperature -20°C to +60°C Fixing centres=162 x 4.3

Voltage V dc	Power Watts	Air Flow cu ft/min		ltrs/sec	Noise dBA@1m	Mftrs. List No.	Order Code
12	12	211.9	360	100	50	7212N	960-0906
24	12	211.9	360	100	50	7214N	960-0914

204294

Voltage	Order Code	Price Each 1+	10+	25+	50+	100+
12V dc	960-0906●					
24V dc	960-0914●					

172mm

- Metal fan housing and impeller
- Fitted with ball bearings
- Electronic protection against reverse polarity and blocking
- Electronic motor current limitation on start up and when rotor is blocked
- **VDE** and **CSA** approved, **UL** recognised

Voltage V dc	Power Watts	Air Flow cu ft/min	ltrs/sec	Noise dBA@1m	Mftrs. List No.	Order Code
12	12	206	97.7	50	6212NM	960-0213
24	18	241.3	114	55	6224N	960-0221

204360

Dimensions Dia.	Depth	Voltage V dc	Order Code	Price Each 1+	5+	10+	15+	25+
172x51	51	12	**960-0213**					
172x51	51	24	**960-0221**					

172mm DC Axial Fan

S-Force

- 3-Phase fan drive for high running smoothness
- Highly stable characteristic curve for high air flow with high back pressure
- Low noise at high back pressure
- Fully integrated electronic commutation
- Protected against reverse polarity and blocking
- Housing manufactured from aluminium, impeller in fibreglass reinforced PA
- Housing has grounding lug for M4 x 8 (Torx) screw
- Electrical connection via single leads with stripped and tinned ends

Voltage	Power Input	Air Flow	Noise (dBA)	Mftrs. List No.	Order Code
12VDC	41W	353.1cu.ft/min	64	6312/2TDHP	163-5442
24VDC	41W	353.1cu.ft/min	64	6314/2TDHP	163-5443
24VDC	67W	417.9cu.ft/min	69	6314/2TDHHP	163-5444

523362

Nominal Voltage	Mftrs. List No.	Order Code	Price Each 1+	10+	25+	50+	100+
172mm Dia. x 51mm deep							
12VDC	6312/2TDHP	**163-5442**					
24VDC	6314/2TDHP	**163-5443**					
24VDC	6314/2TDHHP	**163-5444**					

172mm Diameter

With Motor Protection

6820 Series

5920 Series

- Auto Restart and Polarity Protection
- Black aluminium casing
- Black reinforced polybutylene plastic impeller - UL 94V-0
- Ball bearing
- 300mm Red and Black lead wires

Voltage VDC	Power W	Air Flow cu.ft/min	Air Flow m^3/min	Noise dBA	Current A	Speed rpm	Order Code
12	17.28	240	6.8	58	1.44	3350	154-5820
12	17.28	240	6.8	58	1.44	3350	154-5822
24	15.84	240	6.8	58	0.66	3350	154-5823

500203

Mftrs. List No.	Order Code	Price Each 1+	5+	10+	50+	100+
6820PL-04W-B40-D00	**154-5820**					
5920PL-04W-B40-D00	**154-5822**					
5920PL-05W-B40-D00	**154-5823**					

Mixed Flow Fans

Low Voltage DC, 172mm

High Airflow Pressure

- Combines the structural features of axial and radial fans
- Generates greater static pressure than a standard axial fan
- Metal housing with glass reinforced plastic impeller
- Fully integrated commutation electronics, electronic protection against reverse polarity and blocking

Voltage	Dimensions Dia	D	Power Watts	Air Flow cu ft/min	ltrs/sec	Noise dBA	Mftrs. List No.	Order Code
24 dc	172	51	37	317.8	149.9	63	DV6224	960-0604
24VDC	172	51	40	311.9	311.9	65	DV6424	151-1308

204353

Dimensions Dia	Size D	Voltage	Order Code	Price Each 1+	10+	25+	50+	100+
17251	51	24V dc	**960-0604**					
17251	51	24VDC	**151-1308**					

Backward Curved Fans

Backward Curved Centrifugal Fan

Dust and Dirt Resistant

- Ideal for sucking applications against pressure systems, example: extraction from hoods and cabinets
- Non-overloading characteristics
- Utilises external rotor motors
- Built-in thermal protection
- Maintenance-free ball bearings
- Operation possible without scroll

Voltage Supply AC	Impeller ∅ (mm)	Air Flow (l/s)	Noise level (dB)	Mftrs. List No.	Order Code
230	133	78280	55	R2S133-AE17-05	960-1228
230	175	122440	61	R2S175-AB56-01	960-1236
230	190	860160	62	R2E190-A026-05	960-1244
220	220	250	74	R2E220-AA40-23	151-1281
133	133	290	56	R2E133-BH66-05	178-1422
230	220	900	73	R2E220-AA40-05	101-1723
230	180	450	64	R2E180-CB28-01	178-1423
250	250	1450	75	R2E250-AS47-05	178-1424

213834

Voltage Supply AC	Air Flow (ls)	Mftrs. List No.	Order Code	Price Each 1+	5+
230	78	R2S133-AE17-05	**960-1228**		
230	122	R2S175-AB56-01	**960-1236**		
230	160	R2E190-A026-05	**960-1244**		
230	250	R2E220-AA40-23	**151-1281**		
230	290	R2E133-BH66-05	**178-1422**		
230	450	R2E180-CB28-01	**178-1423**		
230	860	R2E220-AA40-05	**101-1723**		
230	1450	R2E250-AS47-05	**178-1424**		

DC Centrifugal Fans

Large Air Flow

- Aluminium Frame
- Plastics impeller (Flammability: UL94V-1)
- Current blocking function
- Reverse polarity protection
- Operating Temperature -10°C to +70°C
- Life Expectancy 40,000 hours
- 4 x Lead Wire connections

635992

Diameter x D	Mftrs. List No.	Order Code	Price Each 1+	5+	10+	25+
Centrifugal Fans						
100 x 25mm	9TM48P4H01	**190-7873**				
133 x 91mm	9TJ48P0H01	**190-7872**				
150 x 35mm	9TN24P1H01	**190-7874**				
150 x 35mm	9TN48P1H01	**190-7875**				
175 x 69mm	9TG48P0G01	**190-7871**				
Accessories - Inlet Nozzle						
For 100mm Fan	109-1080	**190-7862**				
For 133mm Fan	109-1069	**190-7860**				
For 150mm Fan	109-1081	**190-7863**				
For 175mm Fan	109-1073	**190-7861**				

DC Centrifugal Fans

Large Air Flow - IP54

- Aluminium Frame
- Plastics impeller (Flammability: UL94V-1)
- Splash proof - IP54
- Dust resistant
- Current blocking function
- Reverse polarity protection
- Operating Temperature -10°C to +70°C
- Life Expectancy 40,000 hours
- 4 x Lead Wire connections

636016

Diameter x D	Mftrs. List No.	Order Code	Price Each 1+	5+	10+	25+
Centrifugal Fans (IP54)						
100 x 25mm	9W1TM48P4H01	**190-7879**				
133 x 91mm	9W1TJ48P0H61	**190-7878**				
150 x 35mm	9W1TN48P1H01	**190-7880**				
175 x 69mm	9W1TG48P0H61	**190-7877**				

Backward Curved Fans - continued

DC Centrifugal Fans - continued

Large Air Flow - IP54 - continued

Dimensions Diameter x D	Mftrs. List No.	Order Code	Price Each 1+	5+	10+	25+
Accessories - Inlet Nozzle						
For 100mm Fan	109-1080	**190-7862**				
For 133mm Fan	109-1069	**190-7860**				
For 150mm Fan	109-1081	**190-7863**				
For 175mm Fan	109-1073	**190-7861**				

Blowers

DC Radial Blower

ebmpapst



- Flat pressure resistant fan developed for installation into equipment with compact dimensions
- DC drive employs an electronically comutated external rotor motor
- Motor electronics is completely integrated into the fan hub
- The air flow and noise level can be controlled by varying the supply voltage range
- Housing manufactured from glass fibre reinforced PBT and blowing wheel from glass fibre reinforced PA6.6
- Ball bearing
- Operating temperature -20°C to +65°C
- Available in 12V and 24V

Dimensions (mm)	Power W	Sound Level Bel	Air Flow	Speed rpm	Order Code
27 x 76 x 27	5	5.7		4400	960-0850
51 x 15 x 51	3.5	5.5	9.6	6700	129-3482
127 x 25 x 127	8	6.4	64	5100	178-1417
51 x 15 x 51	4.3	5.5	9.6	6700	129-3483
127 x 127 x 25	8	6.4	64	5100	137-2296
93.5 x 97 x 33	18	68	61	4900	129-3486

249107

Voltage (Vdc)	Mftrs. List No.	Order Code	Price Each 1+	5+	10+	25+
12	RL48-19/12	**960-0850**				
12	RLF35-8/12N	**129-3482**				
12	RLF100-11/12	**178-1417**				
24	RLF35-8/14N	**129-3483**				
24	RLF100-11/14	**137-2296**				
24	RL65-21/14H	**129-3486**				

AC Radial Blowers

ebmpapst

High Static Pressure for Crowded Enclosures

- Durable construction - fibreglass blower wheel and housing mounted on galvanised steel plate
- Electronic protection against reverse polarity and thermal over-load
- Air flows into axis of rotation and exhausts through port on one edge
- Supplied with two connecting leads approx 300mm long with stripped and tinned ends
- Advanced ball bearing design for very long operational life, 121mm fans have sleeved bearings

Dimensions H	W	D	Voltage	Power Watts	Air Flow cu ft/min	Air Flow m^3/h	Noise dBA	Mftrs. List No.	Order Code
121	121	37	115VAC	19.5	24.7	42	56	RL90-18/00	960-0230
121	121	37	115VAC	19.5	24.7	42	6.0	RL90-18/06	178-1419
121	121	37	230VAC	20	23.5	40	5.6	RL90-18/50	960-0248
121	121	37	230VAC	20	23.5	40	5.6	RL90-18/56	178-1421
135	135	38	230VAC	22	31.8	54	5.8	RG90-18/56	960-0876
220	220	56	230VAC	47	118.9	202	6.6	RG160-28/56S	960-0884

492475

Dimensions (mm) H	W	D	Voltage	Order Code	Price Each 1+	10+	25+	50+
121	121	37	115VAC	**960-0230**				
121	121	37	115VAC	**178-1419**				
121	121	37	230VAC	**960-0248**				
121	121	37	230VAC	**178-1421**				
135	135	38	230VAC	**960-0876**				
220	220	56	230VAC	**960-0884**				

IMPROVED BACK ORDER DELIVERY

Receive email updates with the exact status, due date and despatch information of all your back order items **farnell.com**

DC Radial Blower

ebmpapst

Halogen Free Plastic

- Electronically commutated external rotor motor
- Commutation electronics completely integrated
- Electronic reverse polarity protection
- Fibreglass-reinforced, halogen free plastic impeller and housing
- Ball bearings
- **VDE**, **CSA**, **CE** Approved, **UL** Recognised

Dimensions (H x W x D) 77.3 x 105 x 59mm

Power W	Sound Level Bel	Air Flow	Speed rpm	Order Code
4.5	5	24	4800	137-2297

475042

Voltage (Vdc)	Mftrs. List No.	Order Code	Price Each 1+	5+	10+	25+
12	RV40-18/12H	**137-2297**				

DC Compact Blower

NMB-MAT

- High level of reliability
- Precision ball bearing
- Brushless DC Motor
- Auto restart/reverse polarity protection
- Housing - Plastic (Black) UL94V-0
- Impeller - Plastic (Black) UL94V-0
- **CSA**, **VDE** & **CE** approved. **UL** Recognised
- RoHS Compliant

Dimensions H	W	D	Voltage V dc	Power Watts	Air Flow cu ft/min	Noise dBA@1m	Mftrs. List No.	Order Code
45	44	15	12	1.08	2.6	35	BM4515-04W-B30-L00	101-2796
51	51	15	12	2.16	3.5	42	BM5115-04W-B50-L00	101-2799
51	51	25	12	2.88	6.7	43	BM5125-04W-B50-L00	101-2802
76	75.7	25	12	3	9.5	43	BG0702-B045-000-00	101-2804
76	75.7	25	24	3.36	9.5	43	BG0702-B055-000-00	101-2806
97	97	33	12	4.8	20.5	47.5	BG0903-B042-000-00	101-2807
97	97	33	12	12.4	28.6	54.5	BG0903-B044-000-00	101-2808
93.5	97	33	12	19.2	38.1	61	BG0903-B047-000-00	101-2809
97	97	33	24	11.8	28.6	52.5	BG0903-B054-000-00	101-2811
120	120	32	12	11.16	33.2	54	BG1203-B045-000-00	101-2814
120	120	32	24	11.52	33.2	54	BG1203-B055-000-00	101-2815

416717

Dimensions H	W	D	Voltage Vdc	Order Code	Price Each 1+	10+	25+	50+	100+
45	44	15	12	**101-2796**					
51	51	15	12	**101-2799**					
51	51	25	12	**101-2802**					
76	75.7	25	12	**101-2804**					
76	75.7	25	24	**101-2806**					
97	97	33	12	**101-2807**					
97	97	33	12	**101-2808**					
93.5	97	33	12	**101-2809**					
97	97	33	24	**101-2811**					
120	120	32	12	**101-2814**					
120	120	32	24	**101-2815**					

AC Blower

multicomp

120mm x 31mm

- Shaded Motor
- Die-cast aluminium frame
- Impeller made from thermoplastic PBT
- Auto restart
- Impedance protection
- **UL** Recognised

Voltage V ac	Power Watts	Air Flow cu ft/min	Air Flow ltrs/sec	Noise dBA@1m	Speed rpm	Mftrs. List No.	Order Code
115	18	22	10.38	50	2900	MCAB1123-HST.GN	160-7132
115	18	22	10.38	50	2900	MCAB1123-HBT.GN	160-7134
240	18	22	10.38	50	2900	MCAB2123-HST.GN	160-7135
240	18	22	10.38	50	2900	MCAB2123-HBT.GN	160-7136

514985

Bearing Type	Voltage V ac	Order Code	Price Each 1+	10+	25+	50+
Sleeve	115	**160-7132**				
Ball	115	**160-7134**				
Sleeve	240	**160-7135**				
Ball	240	**160-7136**				

RoHS Compliant Non-compliant

DC Blowers

Plastic Housing

- PBT Plastic case
- Auto restart
- 300mm wire connection
- **CE**, **TUV** Approved, **UL** Recognised

Diminsions (mm) H	W	D	Voltage V dc	Power Watts	Air Flow CFM	Noise dB(A)	Speed RPM	Bearing Type	Mftrs. List No.	Order Code
50	50	15	12	1.2	4	39.8	5000	Vapo	GB1205PHV1-8AY.GN	156-8490
50	50	20	12	1.5	5.7	35	5200	Vapo	GB1205PKV1-8AY.GN	156-8491
60	60	15	12	1.3	5.2	40.5	4800	Vapo	GB1206PHV1-AY.GN	156-8492
75	75	30	12	3.6	13.6	43.5	3400	Ball	PMB1275PNB1-AY.(2).GN	156-8493
75	75	30	24	4.1	13.6	43.5	3400	Ball	PMB2475PNB1-AY.(2).GN	156-8494
97	97	33	12	8.6	30.5	55.8	3600	Ball	PMB1297PYB1-AY.(2).GN	156-8495
120	120	32	12	9.8	35.9	53.8	2500	Ball	PMB1212PLB2-A.(2).GN	156-8499
120	120	32	24	9.1	35.9	53.8	2500	Ball	PMB2412PLB2-A.(2).GN	156-8500

506126

Mftrs. List No.	Order Code	Price Each 1+	10+	25+	50+	100+
MagLev Green Motor Blower						
GB1205PHV1-8AY.GN	**156-8490**					
GB1205PKV1-8AY.GN	**156-8491**					
GB1206PHV1-AY.GN	**156-8492**					
Power Motor Blower						
PMB1275PNB1-AY.(2).GN	**156-8493**					
PMB2475PNB1-AY.(2).GN	**156-8494**					
PMB1297PYB1-AY.(2).GN	**156-8495**					
PMB1212PLB2-A.(2).GN	**156-8499**					
PMB2412PLB2-A.(2).GN	**156-8500**					

DC Centrifugal Blowers

SANYO DENKI

- Brushless DC motor with plastic fan housing and impeller
- High static pressure performance
- Permanently lubricated dual ball bearing system
- Long life and high reliability (L10 40,000 hours continuous operation at 60°C ambient)
- Current limited system with reverse polarity protection
- **CSA** and **TUV** approved, **UL** Recognised

Voltage V dc	Power Watts	Air Flow cu. ft./min.	Noise dBA@1m	Operating Temp °C	Mftrs. List No.	Order Code
12	4.44	12.7	41.5	-10 to +60	109BD12HA2	994-8015
24	4.08	12.7	41.5	-10 to +60	109BD24HA2	994-8023
12	7.2	27.5	52	-10 to +60	109BF12HA2	994-8031
24	7.2	27.5	52	-10 to +60	109BF24HA2	994-8040

233520

Dimensions (mm)	Mftrs. List No.	Order Code	Price Each 1+	5+	10+	20+
75.5 x 76 x 30	109BD12HA2	**994-8015**				
76 x 76 x 30	109BD24HA2	**994-8023**				
120 x 120 x 32	109BF12HA2	**994-8031**				
120 x 120 x 32	109BF24HA2	**994-8040**				

AC Radial Blowers

120 x 31mm

- Reliable shaded motor construction
- Die-Cast aluminium frame
- Thermoplastic PBT impeller
- Automatic restart capacity
- Impedance protected
- Dielectric strength 1800V ac for 1 second
- Insulation resistance 500 MR minium at 500 Vdc
- Operating temperature -10 to 70°C
- **UL**, **CUR**, **TUV** and **CE** Safety approvals

H = 31, W = 120, D = 120mm

Voltage	Speed (RPM)	Power (W)	Air Flow (cu ft/min)	Noise (dBA)	Bearing Type	Order Code
115VAC	2900	18	22	50	Sleeve	160-7128
115VAC	2900	18	22	50	Ball	160-7129
240VAC	2900	18	22	50	Sleeve	160-7130

514929

Mftrs. List No.	Voltage	Order Code	Price Each 1+	10+	25+	50+
AB1123-HST.GN	115VAC	**160-7128**				
AB1123-HBT.GN	115VAC	**160-7129**				
AB2123-HST.GN	240VAC	**160-7130**				

Single Inlet Centrifugal Blower

With EC Motor for Gas-Condensing Heating Systems

- EC centrifugal fan
- High efficiency
- Low noise level
- Vibration-free motor mount
- Ball bearings
- Relatively small air flow
- High increase in static pressure
- Robust design with die-cast aluminium housing
- Space-saving application

H = 178, W = 176, D = 98mm

For an optimal burning process in condensing boilers, maintaining an exact mixing ratio of gas to air is the prerequisite for low NOx emissions.
The high flow resistance of these upper heating value burners require blowers with steep pressure vs. air volume curve.
"Single inlet centrifugal blower" refers to a blower with a spiral housing that is open on one side.

601240

Votage	Flow Rate	Mftrs. List No.	Order Code	Price Each 1+	5+	10+
230VAC	115m³/h	RG130/0800-3612	**178-1452**			

Single Inlet Blowers - AC & DC

- High performance single inlet fans with an external rotor motor offering the advantage of matched motor and impeller in a compact space saving design
- Motors are **IP 44** rated, sealed for life, maintenance free, class B insulation and precision ball bearings
- Impeller is forward curved multi-vane type 'force' fitted for vibration free operation and efficient cooling
- Scroll is made from die-cast aluminium with motor capacitor and terminal block
- May be mounted in any position

Voltage	Power Input	Air Flow (m³/h)	Dimensions (WxHxD)	Weight	List No.	Order Code
230V ac	41W	155	159 x 168 x 115mm	1.3kg	G2E108-AA01-50	101-1719
230V ac	80W	255	178 x 184 x 115mm	1.8kg	G2E120-AR77-A6	101-1720
230VAC	180W	1030	296 x 332 x 183mm	6.1kg	G4E180GS1101M00	178-1414
230V ac	120W	385	226 x 261 x 130mm	3kg	G2E140-AB17-50	178-1408
230VAC	160W	485	226 x 247 x 130mm	3.4kg	G2E140-AI28-A5	178-1409
240V ac	240W	600	226 x 247.5 x 130mm	2.9kg	G2E160-AD03-50	101-1721
230VAC	315W	530	261 x 294 x 125mm	5.4kg	G2E180AA0301M00	178-1410
12VDC	40W	220	174 x 190 x 115mm	2kg	G2G120-AR31-01	178-1413

416698

Mftrs. List No.	Order Code	Price Each 1+	2+	5+
AC Supply				
G2E108-AA01-50	**101-1719**			
G2E120-AR77-A6	**101-1720**			
G4E180GS1101M00	**178-1414**			
G2E140-AB17-50	**178-1408**			
G2E140-AI28-A5	**178-1409**			
G2E160-AD03-50	**101-1721**			
G2E180AA0301M00	**178-1410**			
DC Supply				
G2G120-AR31-01	**178-1413**			

Dual Inlet Centrifugal Blower

With EC Motor

- Electronics integrated in the motor
- PWM / Linear input
- Alarm relay
- Maintenance-free ball bearings
- Clockwise impeller rotation
- Galvanised sheet steel housing and impeller

H = 213, W = 270, D = 204mm

The advantage of EC fan is that the electronically commutated external rotor motor is integrated within the cylindrical rotor directly, the installation dimensions are reduced and there is no longer any need for the commonly required belt drive between the motor attached on the outside and the impeller. This reduces the fan dimensions as well as the associated installation effort. The electronically commutated motors are extremely quiet and operate at efficiencies of up to 90%. Thus they attain significantly higher values than most voltage-controlled asynchronous motors, which have typical efficiencies of between 30 % and 60 %. At the same operating point, the power consumption of the EC motors is considerably less.
With integrated motor electronics, the EC fans are easily and conveniently controlled. Up to three air flow stages can be programmed in "Constant Flow" mode. If the system resistance changes, for example due to clogged filters, the fan compensates by switching to constant air flow.

601252

Votage Supply	Flow Rate	Mftrs. List No.	Order Code	Price Each 1+	5+	10+
277VAC	890m³/h	D3G133-BF03-06	**178-1504**			

Blowers - continued

Double Inlet Blowers - AC

- Dual inlet fans with an external rotor motor offering the advantage of matched motor and impeller in a compct space saving design
- Motor are **IP44** rated, sealed for life, maintenance free, class B insulation, precision ball bearings and side mounted capacitor and terminal block
- Impeller is forward curved multi-vane type force fitted for vibration free operation and efficient cooling
- Heavy duty body made from galvanised steel
- May be mounted in any position

Voltage	Power Input	Air Flow	Noise	Dimensions (WxHxD)	Weight	Mftrs. List No.	Order Code
230V ac, 50/60Hz	87/87W	435/256	58/57	162x165x180mm	1.5kg	D2E097-BI56-50	101-1707
230V ac, 50/60Hz	87/175W	700/500	58/57	204x213x206mm	3.3kg	D2E133-CI33-87	101-1708
230V ac, 50/60Hz	87/200W	810/600	57.9/57	204x213x270mm	4.4kg	D2E133-DM27-D8	101-1709
230V ac, 50/60Hz	87/245W	935/	59.6/57	206x219x270mm	4.2kg	D2E146-AP43-62	101-1710
230V ac, 50/60Hz	87/300W	970/690	62.8/57	206x219x270mm	4.2kg	D2E146-AP47-75	101-1711
230V ac, 50/60Hz	87/180W	1250/1240	63.4/57	225x241x270mm	4.6kg	D4E160-EG06-11	101-1712
230V ac, 50/60Hz	87/700W	2600/	67/57	327x370x341mm	12.1kg	D4E225-BC01-36	101-1715
230V ac, 50/60Hz	87/1240W	3730/	75/57	387x392x349mm	16.3kg	D4E250-BA01-12	101-1717

416686

Mftrs. List No.	Order Code	Price Each 1+	2+	5+
D2E097-BI56-50	**101-1707**			
D2E133-CI33-87	**101-1708**			
D2E133-DM27-D8	**101-1709**			
D2E146-AP43-62	**101-1710**			
D2E146-AP47-75	**101-1711**			
D4E160-EG06-11	**101-1712**			
D4E225-BC01-36	**101-1715**			
D4E250-BA01-12	**101-1717**			

High Static Pressure for Crowded Enclosures

- Durable construction
- Fibreglass blower wheel and housing
- Electronic protection against reverse polarity and thermal overload
- Air flows into axis of rotation and exhausts through port on one edge
- Supplied with 2 connecting leads aprox 200mm long
- Advanced bearing design for very long operational life

624515

Voltage	Air flow CFM	Air flow Liters/Sec.	Mftrs. List No.	Order Code	Price Each 1+	10+	25+
H = 121, W = 121, D = 37mm							
12V dc	12V	11	RL90-18/12N	**959-9932**			
24V dc		11	RL90-18/14N	**959-9940**			
115V ac	24.7	11.7	RL90-18/00	**960-0230**			
230V ac	23.5	11.1	RL90-18/50	**960-0248**			
H = 135, W = 135, D = 38mm							
230V dc	31.8	15	RG90-18/56	**960-0876**			
H = 180, W = 180, D = 40mm							
24V dc		24.3	RG125-19/14N	**959-9967**			
H = 220, W = 220, D = 56mm							
12V dc		58.1	RG160-28/12	**960-0868**			
24V dc		57.9	RG160-28/14N	**959-9975**			
24V dc		308	RG160-28/14NTD	**137-2295**			
230V ac	118.9	56.1	RG160-28/56S	**960-0884**			

Low Voltage DC

- Crossflow fans provide a long but narrow air discharge pattern
- Ideal for cooling electronics in assembly carriers
- Locked rotor and polarity protected
- Very low noise level

H =47, W =50
L =(203 = 899-914, 260 = 899-926, 365 = 899-938)

Voltage V dc	Power Watts	Air Flow cu ft/min	ltrs/sec	Noise dbA@1m	Mftrs. List No.	Order Code
12	6.2		20.8	48	QG030-148/12	960-1570
12	8		27.8	51	QG030-198/12	960-1589
12	8.5		38.9	49	QG030-303/12	960-1597

227522

Length	Voltage V dc	Order Code	Price Each 1+	5+	10+	25+
201mm	12	**960-1570**				
258mm	12	**960-1589**				
363mm	12	**960-1597**				

Crossflow Blower

FEQ Series

- Impeller made of aluminium
- Permanent Split Capacitor (PSC) motor.
- Ball bearings in motor and counter-bearing.
- Extrusion made of aluminum
- End plates finished in black powder coat paint
- Electrical connections via a terminal block
- Grill and filter included
- **CE** Approved, **UL** Recognised

H = 163, W = 471, D = 77mm

600701

Nominal Voltage	Mftrs. List No.	Order Code	Price Each 1+	5+	10+	25+
230VAC	FE1Q-230-060-04	**178-1407**				

Tangential Blower

230V ac

QLZ06 Series

- Standard product line with impeller diameter 60 mm
- Horizontal or vertical mounting position with motor at the bottom
- Permissible ambient temperature 0 - 60°C
- Insulation class B

H = 163, W = 471, D = 77mm

QLK 45 Series

- Compact product line with impeller diameter 45 mm
- Horizontal or vertical mounting position with motor at the bottom
- Permissible ambient temperature 0 - 60
- Insulation class B

600712

Flow Rate	Mftrs. List No.	Order Code	Price Each 1+	5+	10+	25+
QLZ06 Series						
130m³/h	QLZ06/1800-2518	**178-1444**				
150m³/h	QLZ06/1800-2524	**178-1445**				
120m³/h	QLZ06/2400-3020	**178-1446**				
170m³/h	QLZ06/2400-3030	**178-1447**				
230m³/h	QLZ06/3000-3038	**178-1448**				
QLK45 Series						
125m³/h	QLK45/1800-2518L	**178-1449**				
220m³/h	QLK45/1818-3030	**178-1450**				
190m³/h	QLK45/2400-2524L	**178-1451**				

Fan Accessories

Temperature control module

NEW

Temperature sensor modules with differing profiles which allow users to vary the speed of EC / DC fans by temperature. Each sensor will operate from motor size 112 or larger fans with 20VDC outputs or with smaller fans if a separate supply is available. The modules are supplied in a self contained, slim lined over moulded body that allows for easy installation.

Supply Voltage	Current Draw	Output Voltage	Output Current	Output Impedance	Ambient Temperature	Mftrs List No.
18-60V DC	10 mA	2-10V DC	0.1 mA	6.8 kΩ	+30°C to +55°C	50002-1-0174
18-60V DC	10 mA	0-10V DC	0.1 mA	6.8 kΩ	+10°C to +45°C	3045V-1

651717

Temperature	Mftrs. List No.	Order Code	Price Each 1+	5+	10+	25+
+30°C to +55°C	50002-1-0174	**206-9796**				
+10°C to +45°C	50003-1-0174	**206-9797**				

A2P Interface

NEW

The A2P interface is a 0-10 volt to PWM converter and is designed to work with ebm-papst 4 wire PWM controlled DC fans. The interface translates the analogue voltage input to an equivalent PWM signal. The interface is matched to the fan so that with its very low power consumption sothere is no need for a separate dedicated power supply.

Output Voltage	Supply Voltage	Ambient Temperature	Max Humidity	Output Duty	Mftrs List No.
0 - 10V	12 - 48VDC	-20 - 75°C	90% RH	0 - 100%	CPC48VV10UN-000

651724

Mftrs. List No.	Order Code	Price Each 1+	5+	10+	25+
CPC48VV10UN-000	**206-9803**				

Fan Controllers

ebmpapst

NEW

Three series of controllers powered by the 10VDC output from the motor for use with the full range of ebm-papst EC fans:

- RM-ECs - provides variable speed control with 5 speed settings. Each setting can be adjusted during commissioning between 0 % to 100% speed
- RM-ECi - provides infinitely variable, manual speed control between 0% and 100%
- RM-ECv - provides infinitely variable, manual speed control between 0% and 100%. The maximum and minimum speeds can be varied during commissioning to limit the maximum speed and/or restrict the lower speed

663219

Style	Mftrs. List No.	Order Code	Price Each 1+	+	+	+
RM-ECs						
Enclosed	RMECI	**212-7997**				
Unboxed	CN1003	**212-7998**				
RM-ECs						
Enclosed	RM-ECS	**212-7999**				
Unboxed	CN1064	**212-8000**				
RM-ECs						
Enclosed	RM-ECV	**212-8001**				
Unboxed	CN1063	**212-8002**				

DC Fan Controller

ebmpapst

Temperature Sensitive Speed Control

H = 19.6, W = 71.1, D = 72.4mm

- For temperature sensitive speed control of 24V ebm-papst DC compact fans
- Fan speed increases with temperature between 20°C and 40°C or 35°C and 55°C according to selected profile
- Alarm output through open drain connection or relay contact
- Supplied with 2 meter long NTC thermistor
- Suitable for use with most ebm-papst compact fans. Full list available on the data sheet

The DC Fan Controller regulates the electrical power supplied to the fan and so maintain optimum performance and reliability. The fan will run at approximately 15% of maximum speed below the minimum temperature and increase to 100% at the maximum temperature. An alarm output is provided through either an open drain connection or a normally closed relay contact. The alarm is activated if the upper temperature limit is reached or if the controller detects an open or short circuit sensor on the NTC temperature input. Under sensor fail conditions the fan will run up to full speed. If the voltage input limit to the controller or the current output limit to the fan is exceeded, the controller and fan will switch off to prevent risk of damage and an alarm indication is given.

555247

Nominal Voltage	Alarm Output Type	Mftrs. List No.	Order Code	Price Each 1+	5+	10+	25+
24VDC	Open Drain	CDC242055UC-F	**178-1494**				
24VDC	Relay	CDC242055UR-F	**178-1495**				

DC Fan Controller - Fan Powered

ebmpapst

Temperature Controller

H = 8, W = 45, D = 45mm

- For temperature sensitive speed control of 12V, 24V and 48V ebm-papst DC fans
- Fan speed increases with temperature between 20°C and 40°C or 35°C and 55°C according to profile
- Alarm output through open drain connection
- Supplied with 2 meter long NTC thermistor
- **DCP** Controller is designed to operate ebm-papst 4 wire PWM controlled fans
- **EC** Controller is designed to operate ebm-papst EC fans

The controller will operate from the same supply voltage as the fan and very low power consumption means that there is no need for a dedicated power supply.
The unit is supplied with one pre-set temperature profile that will control the fan from 15 to 100% speed.
The Fan Controller also monitors the Tacho output from the fan and generates an alarm output if a fan fail is detected.
The Controller is fitted with an open drain fail safe alarm output as standard. This alarm is activated if a fan fail is detected or if the upper temperature limit is reached.
The controller will also generate an alarm if it detects either an open or short circuit on the NTC temperature input. During alarm conditions the fan will be run at full speed.

555325

Nominal Voltage	Temperature Profile	Mftrs. List No.	Order Code	Price Each 1+	5+	10+	25+
DCP Controller							
12VDC	20°C to 40°C	CPC122040SC-F	**178-1485**				
24VDC	20°C to 40°C	CPC242040SC-F	**178-1486**				
48VDC	20°C to 40°C	CPC482040SC-F	**178-1487**				
12VDC	35°C to 55°C	CPC123555SC-F	**178-1488**				
24VDC	35°C to 55°C	CPC243555SC-F	**178-1489**				
48VDC	35°C to 55°C	CPC483555SC-F	**178-1490**				
EC Controller							
10.2VDC	20°C to 40°C	CEC102040MC-F	**178-1498**				
10.2VDC	35°C to 55°C	CEC103555MC-F	**178-1499**				

Fan Coil Cables

ebmpapst

NEW

Power Cables

Control Cables

A range of connection leads designed to simplify the conversion from conventional AC to EC energy-saving technology. Both power and control cables are available for use with multiple fan applications consisting of up to 4 centrifugal blowers and speed controller to suit.

- Complete with connectors for easy installation
- Daisy chain arrangement for multiple fan applications
- Manufacturing tolerances on cable lengths +/- 10mm
- Power cable suitable for D3G133-BF03-06 (230VAC)
- Control cable suitable for RMECI

663220

No. of Fans	Mftrs. List No.	Order Code	Price Each 1+
Power Cables			
1	210-HAR0014-20	**212-8003**	
2	210-HAR0013-20	**212-8004**	
3	210-HAR0012-20	**212-8005**	
4	210-HAR0011-20	**212-8006**	
Control Cables			
1	210-HAR0010-20	**212-8008**	
2	210-HAR0009-20	**212-8009**	
3	210-HAR0008-20	**212-8010**	
4	210-HAR0007-20	**212-8011**	

Panel Fan Mount - Universal

multicomp

Silicone Rubber

Diameters: Head - 8mm
Body - 5.7mm Tip - 2.4mm
Length (OA) = 119.2mm

- Universal fan fixer to suit any fan with fixing ho;es from 3.2 - 4.5mm Dia.
- Will fix fan with thickness of 10 to 51mm
- Will fix fan to panel with thickness of 1 to 1.5mm
- Anti-vibration
- Fast and easy to use - No tools required

449780

Mftrs. List No.	Order Code	Price Per Pack of 4 1+	10+	25+	50+	100+	250+
MCFMM-1	**129-3012**						

Finger Guards and Filters

multicomp

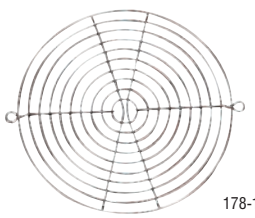

178-1191

112-4759

178-1185

178-1186

178-1211

117-1799

204347

	Mftrs. List No.	Order Code	Price Each 1+	10+	25+	50+
Finger Guards - Silver Metal						
25mm	MCSC25-W1	**178-1178**				
30mm	MCSC30-W1	**178-1179**				
35mm	MCSC35-W1	**178-1180**				
40mm	MCSC40-W2	**178-1181**				
50mm	MCSC50-W2	**178-1183**				
50/62mm	MCSC100-W25	**181-2568**				
60mm	MCSC60-W2	**178-1184**				
80mm	MCSC80-W2	**178-1185**				
92mm	MCSC92-W2	**178-1186**				

Fan Accessories - continued

Finger Guards and Filters - continued

	Mftrs. List No.	Order Code	Price Each 1+	10+	25+	50+
Finger Guards - Silver Metal						
120mm - Centre Disc	MCSC120-W6	**178-1188**				
120mm	MCSC130-W1	**178-1189**				
127mm	MCSC130-W3	**178-1190**				
160mm	MCSC162-W5	**178-1191**				
254mm	MCSC1000-W1	**178-1192**				
Finger Guards - Black Metal						
25mm	MCSC25-W1B	**178-1193**				
30mm	MCSC30-W1B	**178-1195**				
35mm	MCSC35-W1B	**178-1196**				
40mm	MCSC40-W2B	**178-1197**				
50mm	MCSC50-W2B	**178-1198**				
60mm	MCSC60-W2B	**178-1199**				
80mm	MCSC80-W2B	**178-1201**				
92mm	MCSC92-W2B	**178-1202**				
120mm	MCSC120-W5B	**178-1203**				
120mm	MCSC120-W6B	**178-1204**				
254mm	MCSC1000-W1B	**178-1207**				
Finger Guards - Black Plastic						
40mm	MCSC40-P10	**178-1208**				
60mm	MCSC60-P10	**178-1209**				
80mm	MCSC80-P10	**178-1210**				
80mm - Thin	MCSC80-P40	**178-1211**				
92mm	MCSC92-P10	**178-1213**				
119mm	MCSC120-P10	**178-1214**				
150mm	MCSC162-P10	**178-1215**				
172mm	MC09651-G	**162-9425**				
Filters						
60/62mm	PMFA 60L	**117-1799**				
80mm	PMFA 80	**117-1791**				
119mm	PMFA120	**117-1796**				
160mm	PMFA160	**117-1808**				
			Price Per Pack 1+	10+	25+	50+
Replacement Filters (5 Per Pack)						
60/62mm	FP 60L	**117-1801**				
80mm	FP80	**117-1797**				
119mm	FP120	**117-1798**				
160mm	FP160	**117-1809**				

Metal Finger Guards

ebmpapst

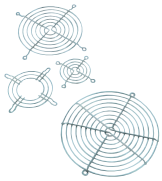

- Metal finger guards manufactured from plated steel

311650

Mftrs. List No.	Height	Width	Suitable for series	Order Code	Price Each 1+
LZ29-1	40	40	400	**117-1814**	
LZ31	50	50	500	**137-2292**	
LZ28CP	60	60	600	**117-1815**	
LZ22K	80	80	8300, 8400, 8500, 8800,	**117-1816**	
LZ23K	92	92	3300, 3400, 3600, 3900	**117-1817**	
LZ30K	120	120	4100, 4200, 4300, 4400, 4500, 4600, 4800, 9900	**117-1818**	
LZ35	127	127	3200, 5900	**117-1819**	
LZ25	135	135	5100, 5600	**117-1803**	
LZ36	150	150	7000, 7100, 7200, 7400, 7800	**117-1810**	
LZ26K	172	172	6000, 6200	**117-1812**	
LZ53	183	183	5312, 5314	**169-8227**	
LZ22	199.5	199.5	2200F	NEW **206-9798**	

TROUBLESHOOTING TIPS
Chat online to one of our technical engineers at **farnell.com**

Fan Accessories

NMB-MAT

Guards and Mounting Clip

- Designed to insure safety
- Comply with UL, CSA, and VDE requirements
- Meets UL/CSA .250/6.35 spacing
- Plating bright nickel chrome
- Plating thickness of .0005 min.
- Weld joints withstand 230 lbs. separation force
- Wire base C1010 steel

Diameter (mm)	Mounting Holes Spacing	Dia. (Inside)	Depth (mm)	Fan Size	NMB Fan	Mftrs. List No.
31.5	32mm x 32mm	4	4	40mm	1600 Series	055025
53.2	50mm x 50mm	4.6	4.4	60mm	2400 Series	055023
76.8	71.5mm x 71.5mm	4.6	5.5	80mm	3100 Series	055018
89.4	82.4mm x 82.4mm	4.6	5.1	90mm	3600 Series	055013
115.6	105mm x 105mm	4.6	5.6	119mm	4700 Series	055015
156	162mm	5	6.5	150mm	5900/6800 Series	055010

500230

Mftrs. List No.	Order Code	Price Each 1+	10+	25+	50+	100+
Finger Guards						
055025	**154-5841**					
055023	**154-5842**					
055018	**154-5843**					
055013	**154-5844**					
055015	**154-5845**					
055010	**154-5846**					
Mounting Clip						
512020	**154-5847**					

Filter Assemblies

multicomp



- Assemblies consist of guard, polyurethane foam filter, and media retainer
- Manufactured from **UL94-V0** high impact plastic
- UL Recognised

204318

Fan Size	Mftrs. List No.	Order Code	Price Each/Per Pack 1+	10+	25+	50+	100+
Filter Assemblies							
40mm	MCSC40-P15/45	**178-1166**					
60mm	MCSC60-P15/45	**178-1167**					
80mm	MCSC80-P15/45	**178-1168**					
92mm	MCSC92-P15/45	**178-1171**					
119mm	MCSC120-P15/45	**178-1172**					
154mm	MC09650-F/45	**162-9431**					
Replacement Filters (5 Per Pack)							
40mm	MCSC40-M45	**178-1173**					
60mm	MCSC60-M45	**178-1174**					
80mm	MCSC80-M45	**178-1175**					
92mm	MCSC92-M45	**178-1176**					
119mm	MCSC120-M45	**178-1177**					
150mm	MC09650-M/45	**162-9432**					

Filter Assemblies

ebmpapst

- Mount directly onto existing fixing locations
- Assemblies consist of 3 elements, outer grill cover, inner fixing plate and filter pad
- The grill cover is moulded in polycarbonate with a matt finish, it incorporates quick release fasteners to assist filter changes
- The inner fixing plate is constructed of steel sheet with a black epoxy powder finish. A plastic screen provides protection when the filter is changed and the fan is running
- The filter pad is made of white synthetic bonded fibre to **P15/150R**
- The filter will achieve 75% dust particle retention sown to 5-10 microns in size, can withstand temperatures up to 100°C and is flame resistant to **BS2963**
- Reduction in airflow of 20-30%

311653

Filter Assemblies	Mftrs. List No.	Order Code	Price Each/Per Pack 1+
80mm	PMFA80T	**117-1820**	
90mm	PMFA90	**178-1415**	
120mm	PMFA120T	**117-1821**	
Replacement Filters			
80mm x 5 filters	FP80T	**117-1822**	
120 x 5 filters	FP120T	**117-1825**	

EMC Screened Filters

- High efficiency EMC screened axial fan filters/finger guards
- One piece welded mesh construction
- Excellent overall screening effectiveness over fan aperture
- Only 1% airflow reduction, compared with 20% from a conventional woven mesh filter

Size	Average screening efectiveness (dB) 40MHz 1GHz/1.1 GHz - 4GHz	Mftrs. List No.	Order Code
40mm	—	PRF40	117-1826
60/62mm	14.05/15.40	PRF60	117-1804
80mm	23.05/25.80	PRF80	117-1805
92mm	24.74/25.14	PRF90	117-1806
119mm	31.79/22.95	PRF120	117-1807

204305

Size	Order Code	Price Each 1+	10+	25+	50+	100+
40mm	**117-1826**					
60/62mm	**117-1804**					
80mm	**117-1805**					
92mm	**117-1806**					
119mm	**117-1807**					

Filter Assemblies

EMI/RFI Shielding

These filters provide maximum airflow with effective filtering. Silver, black and stainless steel finishes are available. The tightly woven, corrugated mesh screen is encased in an aluminium frame built for ruggedness and durability. The filters are designed to fit any standard 60mm, 80mm, 92mm or 120mm axial fan. The units are easily washed in a solvent or degreaser and can be mounted directly to the fan or to a panel.

523728

Finish	Mftrs. List No.	Order Code	Price Each 1+	10+	25+	50+	100+
60mm Fan Size							
Black	MCAFM-60B	**178-1216**					
Silver	MCAFM-60M	**178-1217**					
Stainless Steel	MC06250-SS	**162-9435**					
80mm Fan Size							
Silver	MCAFM-80M	**178-1218**					
Black	MCAFM-80B	**178-1219**					
Stainless Steel	MC06325-SS	**162-9439**					
92mm Fan Size							
Silver	MCAFM-92M	**178-1220**					
Stainless Steel	MC06362-SS	**162-9443**					
120mm Fan Size							
Silver	MCAFM-120M	**178-1222**					
Black	MCAFM-120B	**178-1223**					
Stainless Steel	MC06450-SS	**162-9446**					

Metal Mesh Filter



LZ40N LZ60 LZ40-1

Fan Mount

- Designed for 120mm fans
- 117-1813 supplied complete with bracket (LZ40-1)
- Black fibre glass reinforced plastic bezel with inserted stainless steel wire mesh

204361

List No.	Mftrs.	Order Code	Price Each 1+	10+	25+	50+	100+
LZ40N (With LZ40-1)		**117-1813**					
LZ60		**142-6219**					

IMPROVED BACK ORDER DELIVERY

Receive email updates with the exact status, due date and despatch information of all your back order items **farnell.com**

Fan Vibration Absorber

For Fans from 40mm to 119mm



Fan NOT Included

- Fan Vibration Sleeves reduce noise by up to 9dB
- Fast, simple and safe screwless mounting/re-mounting
- Increased fan life
- Available to fit most manufacturers fans from 40mm to 119mm
- UL Recognised

456288

Fan Size	Order Code	Price Each 1+	10+	25+	50+	100+
Fan Vibration Sleeves						
40mm	**132-6544**					
60mm	**132-6546**					
119mm	**132-6549**					
Plastic Finger Guard						
40mm	**132-6550**					
EMI Filter Shields						
60mm	**132-6556**					
92mm	**132-6559**					
119	**132-6560**					
Fan Filter Media						
40mm	**132-6561**					
60mm	**132-6562**					
80mm	**132-6563**					
92mm	**132-6564**					
Fan Fixing Rivets						
Rubber	**132-6566**					

Passive Filter

Power Factor Correction

H = 40.3, W = 65, D = 54mm

- Passive power factor correction filter
- 230V ac - 50/60 Hz
- 3 Amps

Harmonic distortion is more prevalent today with the rise in the use of electronic equipment. All electronic equipment that converts AC to DC will distort the mains supply to some degree. Passive power factor correction can correct up to 0.8 depending on the load.

601258

Votage Supply	Current Draw	Mftrs. List No.	Order Code	Price Each 1+	5+	10+
230V ac	3A	920-CON0085-30	**178-1505**			

Connecting Leads



- A range of interconnecting options to simplify wiring and for connecting to other system elements

311652/341591

Description	Mftrs. List No.	Order Code	Price Each 1+
610mm AC lead, single head	LZ120	**959-9720**	
610mm single fan AC lead, UL approved	LZ130-1M	**960-0680**	
1500mm AC lead, single head	LZ120/1.5	**960-0663**	
1500mm AC lead, single head + earth lead	LZ120E/1.5	**960-0671**	

FREE GLOBAL LEGISLATION SUPPORT

RoHS, REACH, WEEE, ErP, Batteries Directive - latest updates, free white papers and live online Q&A at **element14.com/legislation**

Design with confidence...



PCB Connectors

Crimp Connectors

RF Coaxial Connectors

Audio Connectors

Multipole Connectors

DIN Rail Terminals

Signal & Data Connectors

Power Connectors

IDC Connectors



Test Connectors

The Multicomp product range consists of over 25,000 stocked products available for next day delivery! Key product ranges include Passives, Semiconductors, Connectors, Switches and Fans.

- Huge choice, ranging from audio to signal & data
- Wire to-Board & Board-to-Board Selection
- Order from Farnell for next day delivery with fast, reliable service and support
- Excellent range and value for money - Exclusive to Farnell

For the full range and technical information visit **www.farnell.com/multicomp**

multicomp